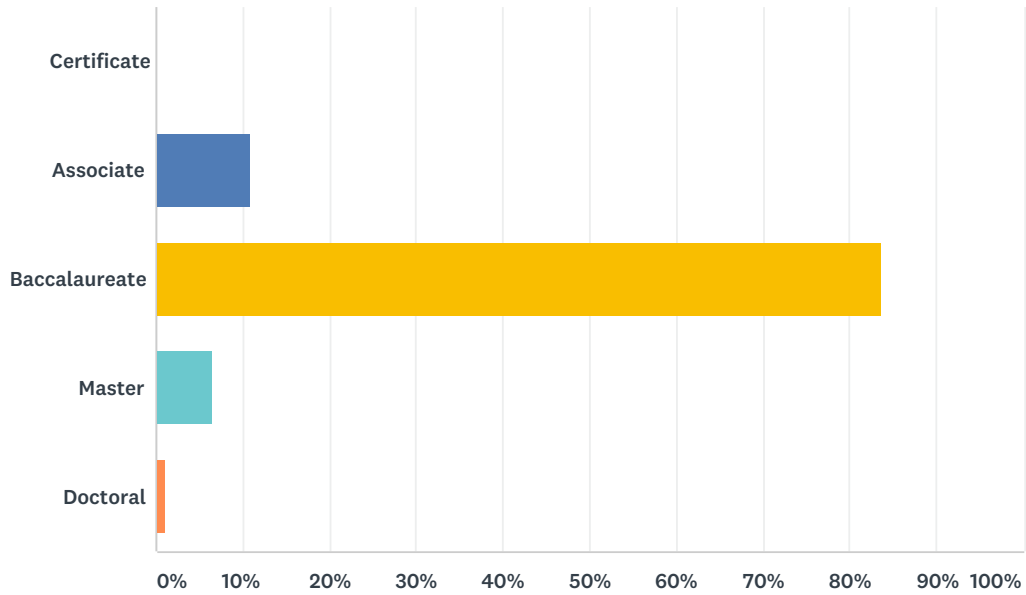


Q2 What degree are you currently graduating at Kentucky State University?

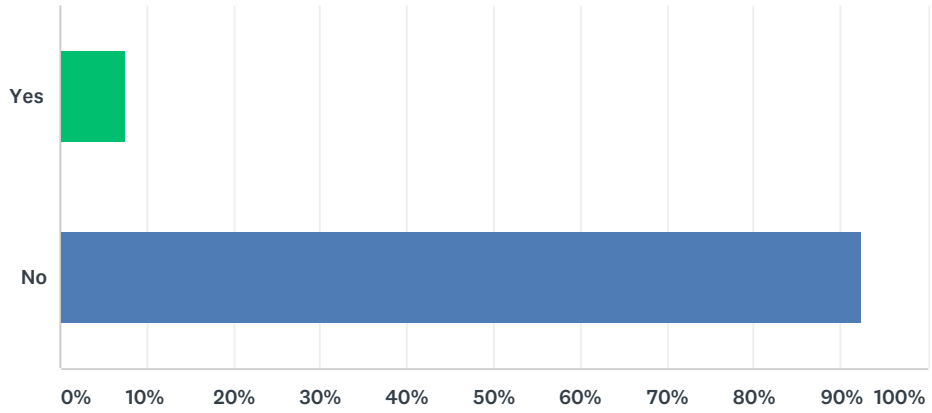
Answered: 92 Skipped: 0



ANSWER CHOICES	RESPONSES	
Certificate	0.00%	0
Associate	10.87%	10
Baccalaureate	83.70%	77
Master	6.52%	6
Doctoral	1.09%	1
Total Respondents: 92		

Q3 Did either of your parents attend Kentucky State University?

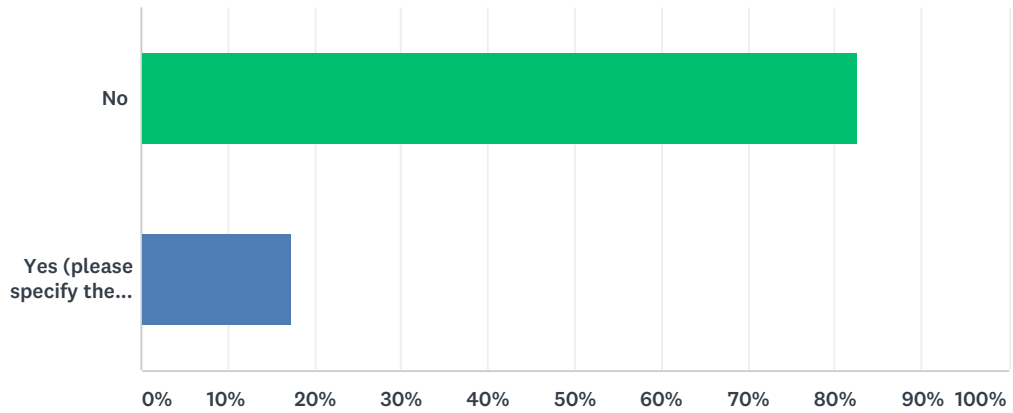
Answered: 92 Skipped: 0



ANSWER CHOICES	RESPONSES	
Yes	7.61%	7
No	92.39%	85
TOTAL		92

Q4 Did any of your sibling or relatives attend Kentucky State University?

Answered: 92 Skipped: 0



ANSWER CHOICES	RESPONSES	
No	82.61%	76
Yes (please specify the name and your relationship)	17.39%	16
TOTAL		92

Q5 Where will you live after graduation?

Answered: 92 Skipped: 0

ANSWER CHOICES	RESPONSES	
Address:	97.83%	90
City:	97.83%	90
State:	97.83%	90
Country (if non US):	42.39%	39
Phone Number:	61.96%	57
Cell Phone Number:	63.04%	58
Email:	98.91%	91

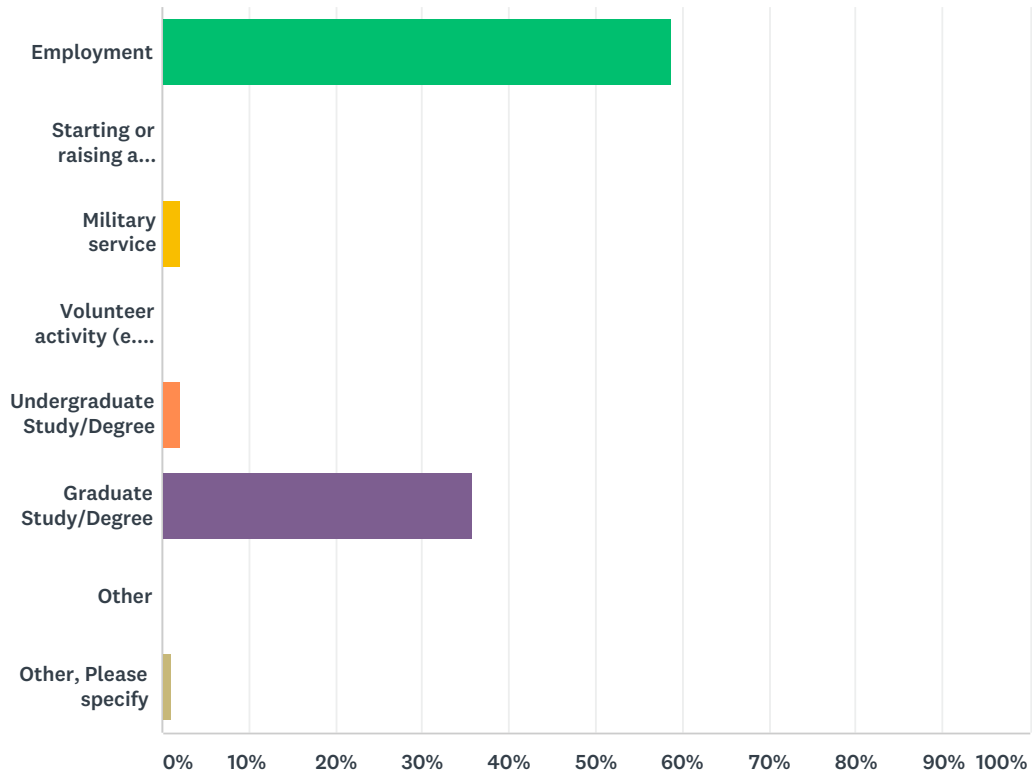
Q6 While attending Kentucky State University, please indicate if you participated in the following:

Answered: 60 Skipped: 32

ANSWER CHOICES	RESPONSES	
Fraternity/Sorority - please indicate what organization:	63.33%	38
Intercollegiate Sport - please indicate what sport(s):	53.33%	32
Activity/Honors - please indicate what activities:	76.67%	46
Band/Choir - please indicate what instrument/vocal part:	40.00%	24

Q7 What is MOST LIKELY to be your PRINCIPAL activity upon graduation?

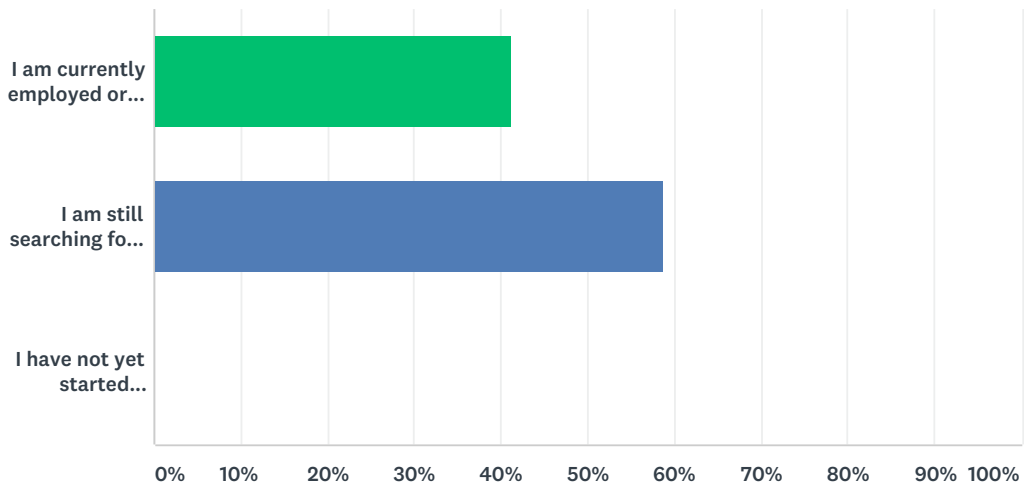
Answered: 92 Skipped: 0



ANSWER CHOICES	RESPONSES	
Employment	58.70%	54
Starting or raising a family	0.00%	0
Military service	2.17%	2
Volunteer activity (e.g., Peace Corps)	0.00%	0
Undergraduate Study/Degree	2.17%	2
Graduate Study/Degree	35.87%	33
Other	0.00%	0
Other, Please specify	1.09%	1
TOTAL		92

Q8 Which of the following best describes the current state of your employment activity?

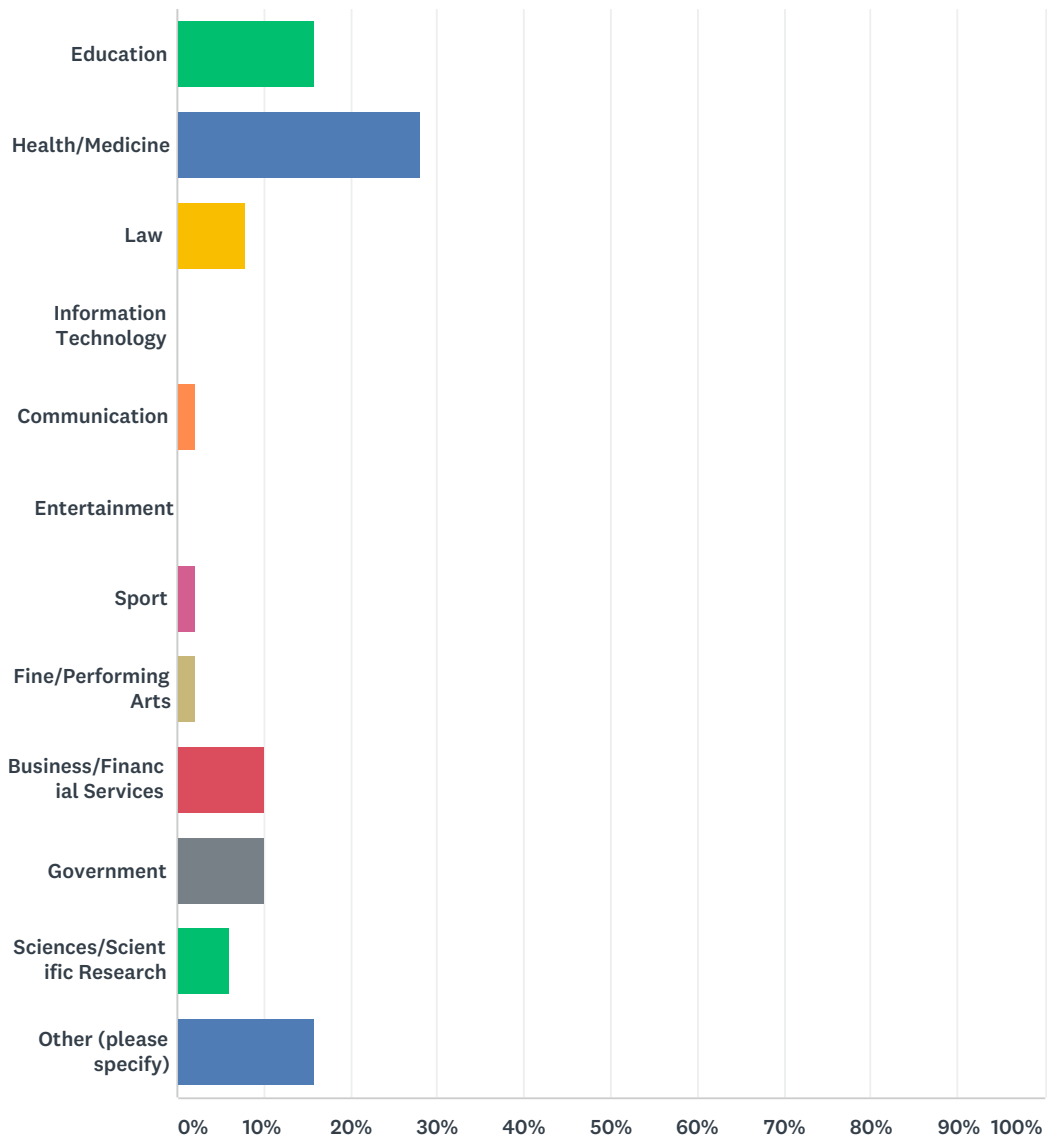
Answered: 51 Skipped: 41



ANSWER CHOICES	RESPONSES	
I am currently employed or have accepted a position	41.18%	21
I am still searching for a desired position	58.82%	30
I have not yet started searching for any position	0.00%	0
TOTAL		51

Q9 What field of occupation is the employment you are seeking or your current employment?

Answered: 50 Skipped: 42



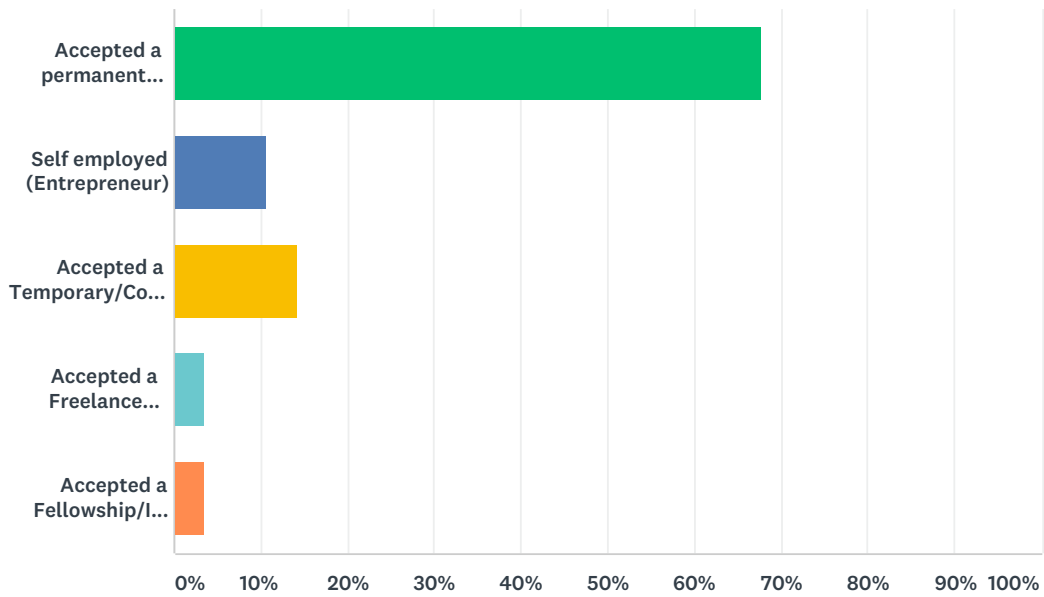
ANSWER CHOICES	RESPONSES	
Education	16.00%	8
Health/Medicine	28.00%	14
Law	8.00%	4
Information Technology	0.00%	0
Communication	2.00%	1
Entertainment	0.00%	0
Sport	2.00%	1

Spring 2018 Exit Clearance Survey

Fine/Performing Arts	2.00%	1
Business/Financial Services	10.00%	5
Government	10.00%	5
Sciences/Scientific Research	6.00%	3
Other (please specify)	16.00%	8
TOTAL		50

Q10 If you are currently employed or have received a job offer, please provide your employment type

Answered: 28 Skipped: 64



ANSWER CHOICES	RESPONSES	
Accepted a permanent position	67.86%	19
Self employed (Entrepreneur)	10.71%	3
Accepted a Temporary/Contract position	14.29%	4
Accepted a Freelance position	3.57%	1
Accepted a Fellowship/Internship position	3.57%	1
TOTAL		28

Q11 Please enter the location of your current employment or will be:

Answered: 38 Skipped: 54



Spring 2018 Exit Clearance Survey



Spring 2018 Exit Clearance Survey



ANSWER CHOICES	RESPONSES	
Alabama	0.00%	0
Alaska	0.00%	0
Arizona	0.00%	0
Arkansas	0.00%	0
California	0.00%	0
Colorado	0.00%	0
Connecticut	0.00%	0
Delaware	0.00%	0
Florida	7.89%	3
Georgia	0.00%	0
Hawaii	0.00%	0
Idaho	0.00%	0

Spring 2018 Exit Clearance Survey

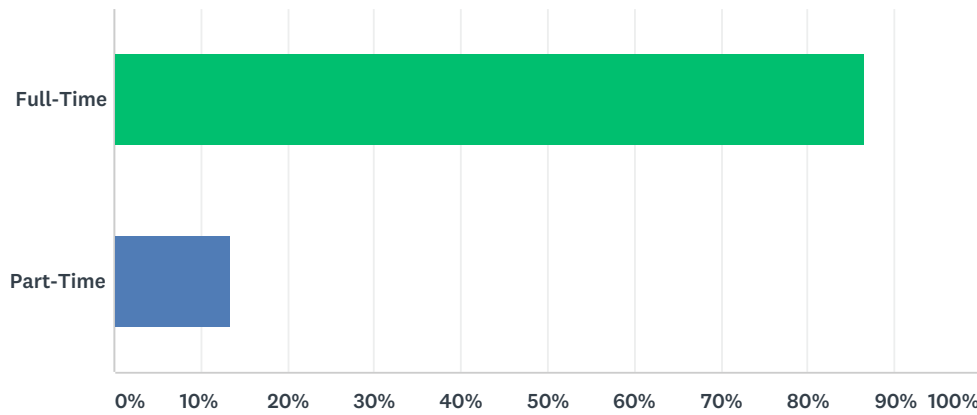
Illinois	5.26%	2
Indiana	5.26%	2
Iowa	0.00%	0
Kansas	0.00%	0
Kentucky	68.42%	26
Louisiana	0.00%	0
Maine	0.00%	0
Maryland	0.00%	0
Massachusetts	0.00%	0
Michigan	10.53%	4
Minnesota	0.00%	0
Mississippi	2.63%	1
Missouri	0.00%	0
Montana	0.00%	0
Nebraska	0.00%	0
Nevada	0.00%	0
New Hampshire	0.00%	0
New Jersey	0.00%	0
New Mexico	0.00%	0
New York	0.00%	0
North Carolina	0.00%	0
North Dakota	0.00%	0
Ohio	0.00%	0
Oklahoma	0.00%	0
Oregon	0.00%	0
Pennsylvania	0.00%	0
Rhode Island	0.00%	0
South Carolina	0.00%	0
South Dakota	0.00%	0
Tennessee	0.00%	0
Texas	0.00%	0
Utah	0.00%	0
Vermont	0.00%	0
Virginia	0.00%	0

Spring 2018 Exit Clearance Survey

Washington	0.00%	0
West Virginia	0.00%	0
Wisconsin	0.00%	0
Wyoming	0.00%	0
Foreign Country	0.00%	0
TOTAL		38

Q12 If you are currently employed or have received a job offer, what is or will be your employment status?

Answered: 30 Skipped: 62



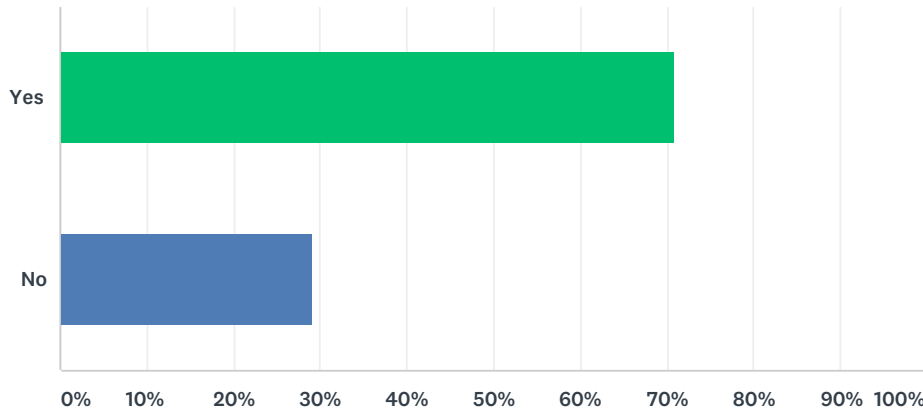
ANSWER CHOICES	RESPONSES	
Full-Time	86.67%	26
Part-Time	13.33%	4
TOTAL		30

Q13 If you are currently employed or have received a job offer, what is/will be your position title?

Answered: 27 Skipped: 65

Q14 If you are currently employed or have received a job offer, is it related to your major field of study?

Answered: 31 Skipped: 61



ANSWER CHOICES	RESPONSES	
Yes	70.97%	22
No	29.03%	9
TOTAL		31

Q15 If you are currently employed or have received a job offer, what is the company's name?

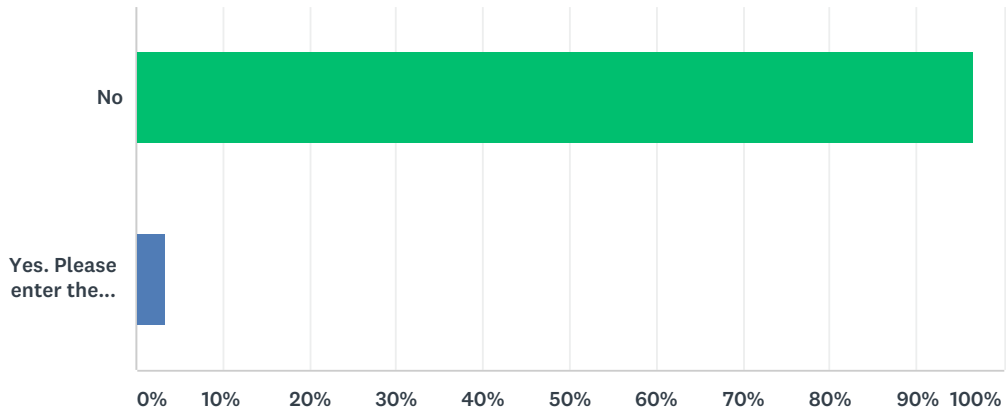
Answered: 26 Skipped: 66

Q16 If you are currently employed or have received a job offer, what is or will be your annual salary (enter whole number, no decimal, comma, or dollar sign)?

Answered: 22 Skipped: 70

Q17 If you are currently employed or have received a job offer, did or will you accept a guaranteed bonus compensation?

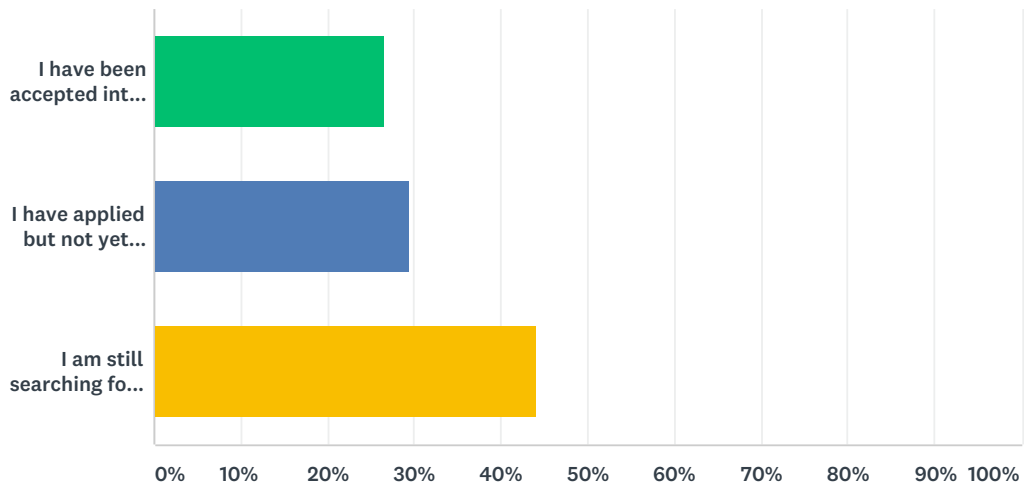
Answered: 30 Skipped: 62



ANSWER CHOICES	RESPONSES	
No	96.67%	29
Yes. Please enter the amount (whole number, no decimal, comma, or dollar sign):	3.33%	1
TOTAL		30

Q18 Which of the following best describes the current state of your educational activity?

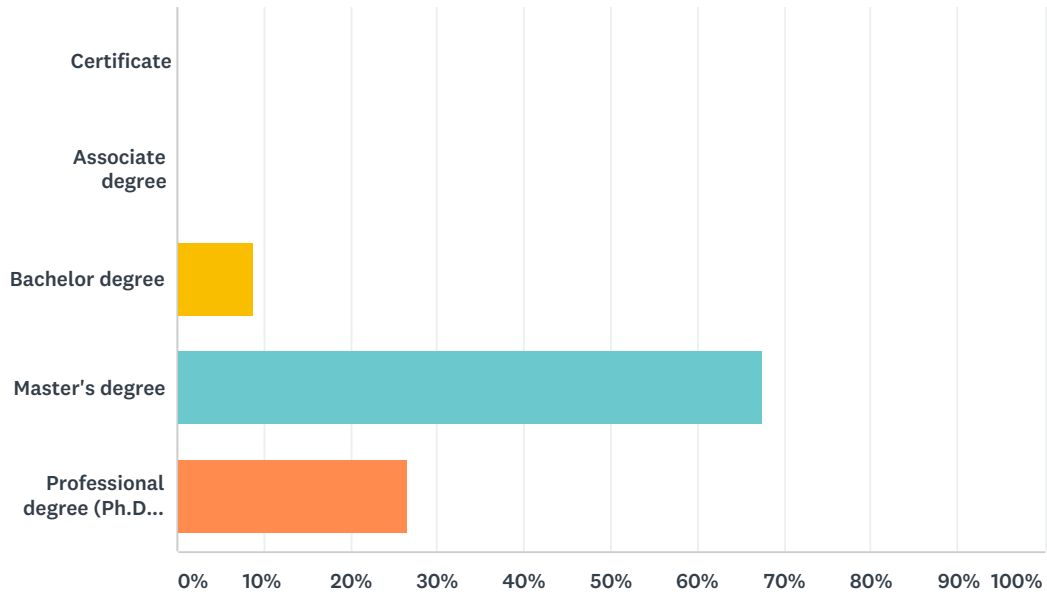
Answered: 34 Skipped: 58



ANSWER CHOICES	RESPONSES	
I have been accepted into one or more programs and will be attending school next semester	26.47%	9
I have applied but not yet accepted	29.41%	10
I am still searching for a school/program	44.12%	15
TOTAL		34

Q19 Which degree(s) do you plan to pursue beginning in the next semester or two.

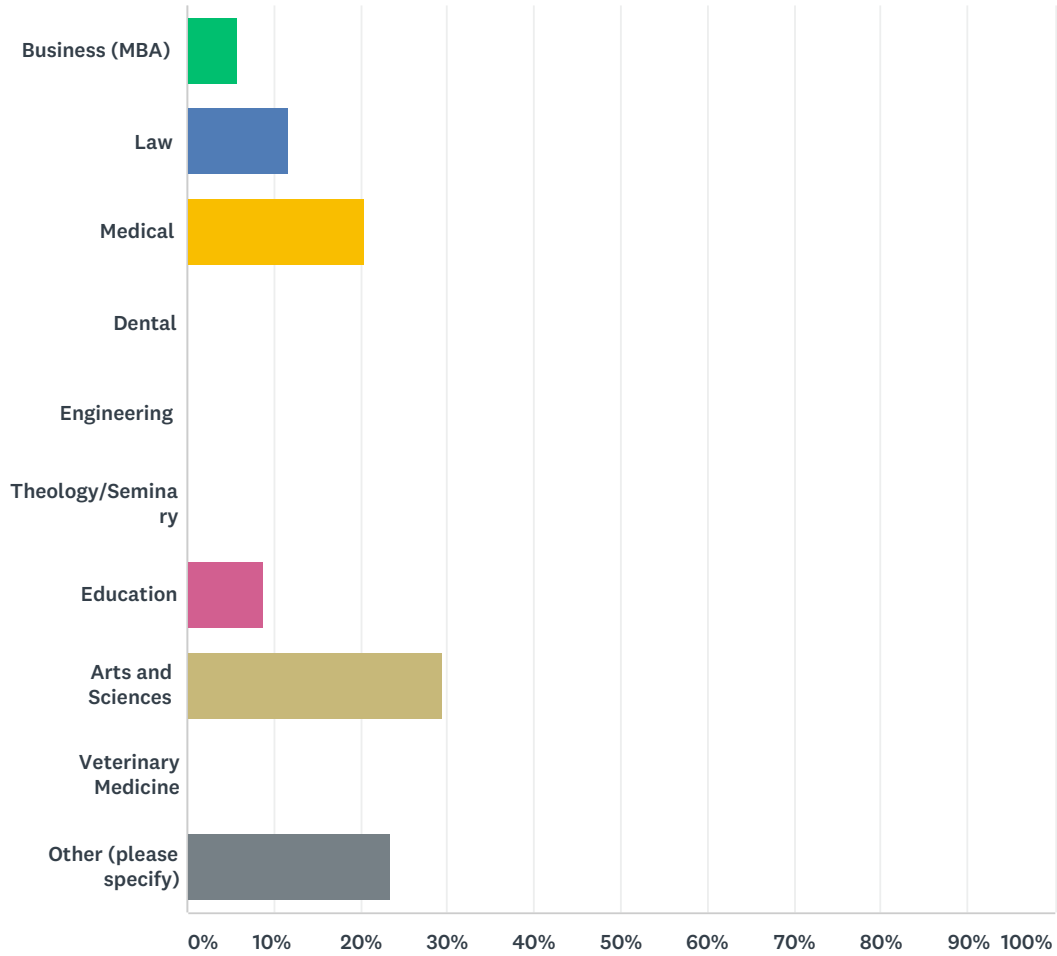
Answered: 34 Skipped: 58



ANSWER CHOICES	RESPONSES	
Certificate	0.00%	0
Associate degree	0.00%	0
Bachelor degree	8.82%	3
Master's degree	67.65%	23
Professional degree (Ph.D., Ed.D., MD, JD, etc.)	26.47%	9
Total Respondents: 34		

Q20 What education field are you pursuing?

Answered: 34 Skipped: 58



ANSWER CHOICES	RESPONSES	
Business (MBA)	5.88%	2
Law	11.76%	4
Medical	20.59%	7
Dental	0.00%	0
Engineering	0.00%	0
Theology/Seminary	0.00%	0
Education	8.82%	3
Arts and Sciences	29.41%	10
Veterinary Medicine	0.00%	0
Other (please specify)	23.53%	8
TOTAL		34

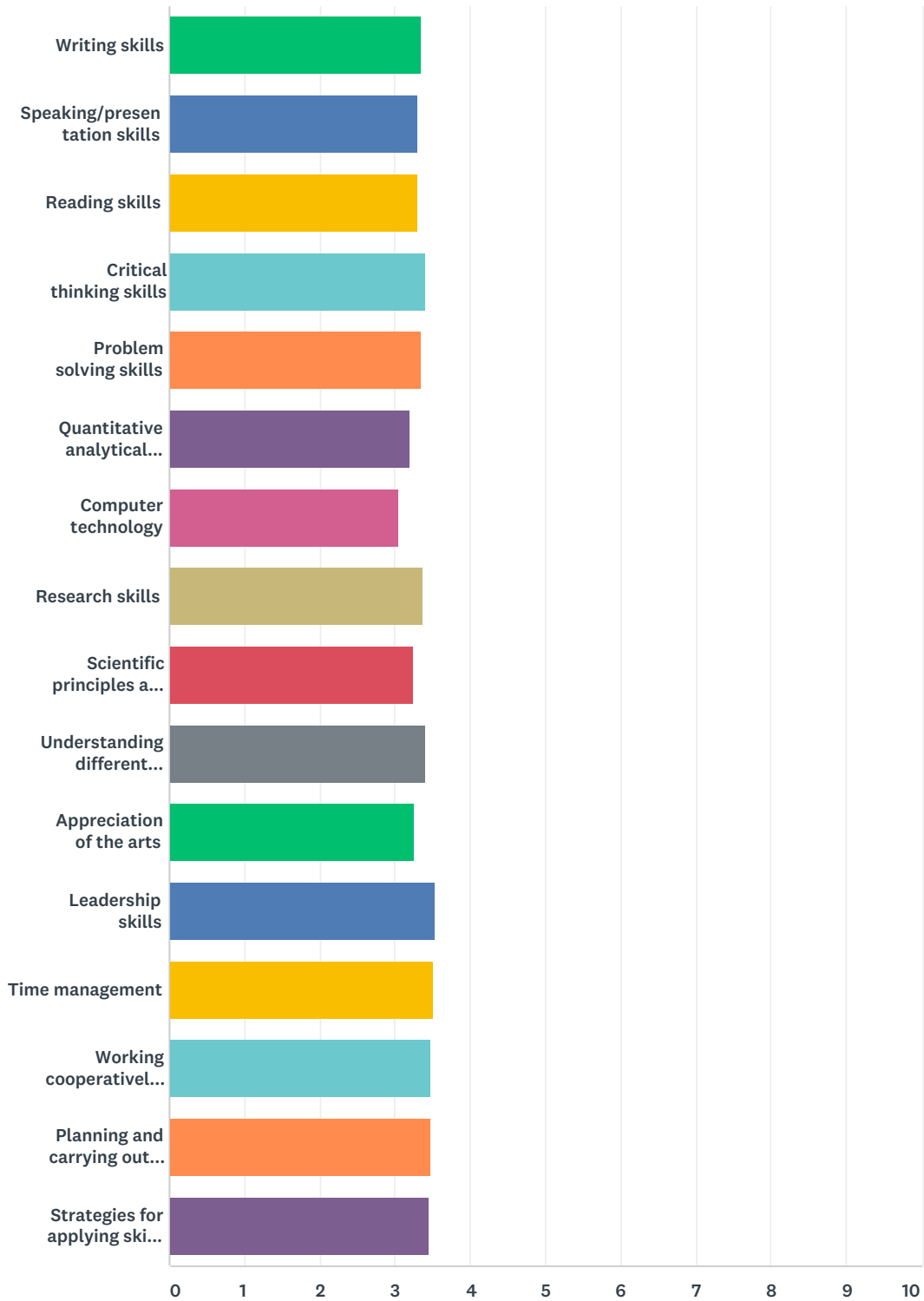
Q21 Please enter the school name where you have been admitted or applying:

Answered: 27 Skipped: 65

ANSWER CHOICES	RESPONSES	
First school of choice:	100.00%	27
Second school of choice	55.56%	15
Third school of choice	44.44%	12

Q22 Indicate how effective your education at Kentucky State University has been in helping you developed in the following:

Answered: 81 Skipped: 11



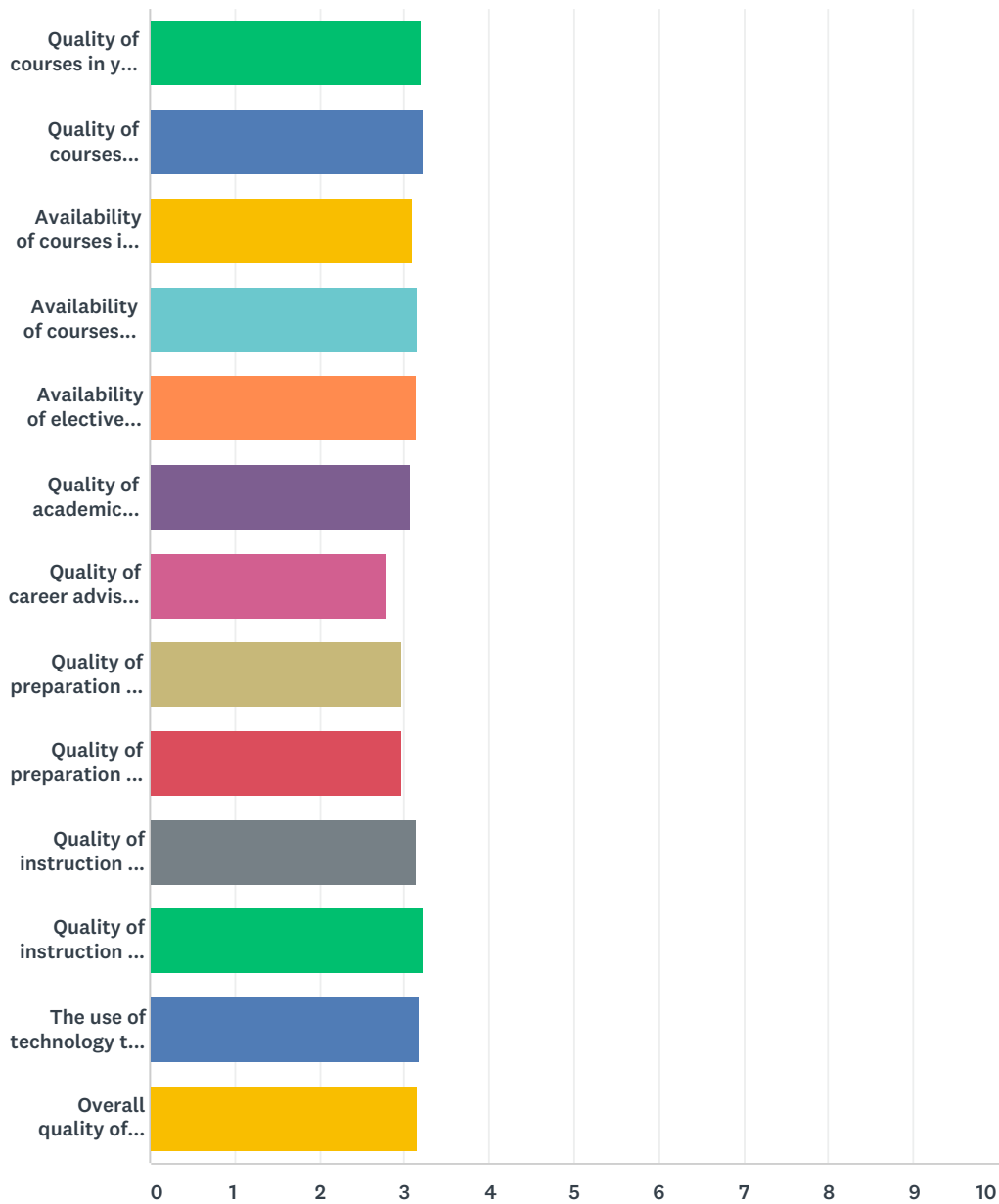
	VERY EFFECTIVE	EFFECTIVE	INEFFECTIVE	VERY INEFFECTIVE	TOTAL	WEIGHTED AVERAGE
--	----------------	-----------	-------------	------------------	-------	------------------

Spring 2018 Exit Clearance Survey

Writing skills	40.74% 33	55.56% 45	1.23% 1	2.47% 2	81	3.35
Speaking/presentation skills	37.50% 30	56.25% 45	6.25% 5	0.00% 0	80	3.31
Reading skills	34.57% 28	61.73% 50	2.47% 2	1.23% 1	81	3.30
Critical thinking skills	44.44% 36	51.85% 42	2.47% 2	1.23% 1	81	3.40
Problem solving skills	42.50% 34	50.00% 40	6.25% 5	1.25% 1	80	3.34
Quantitative analytical skills	28.40% 23	65.43% 53	4.94% 4	1.23% 1	81	3.21
Computer technology	23.46% 19	60.49% 49	13.58% 11	2.47% 2	81	3.05
Research skills	41.98% 34	54.32% 44	2.47% 2	1.23% 1	81	3.37
Scientific principles and methods	30.86% 25	64.20% 52	3.70% 3	1.23% 1	81	3.25
Understanding different philosophies and cultures	48.15% 39	46.91% 38	3.70% 3	1.23% 1	81	3.42
Appreciation of the arts	39.51% 32	50.62% 41	7.41% 6	2.47% 2	81	3.27
Leadership skills	58.02% 47	38.27% 31	2.47% 2	1.23% 1	81	3.53
Time management	54.32% 44	41.98% 34	3.70% 3	0.00% 0	81	3.51
Working cooperatively in groups	51.85% 42	43.21% 35	4.94% 4	0.00% 0	81	3.47
Planning and carrying out projects	51.25% 41	45.00% 36	3.75% 3	0.00% 0	80	3.48
Strategies for applying skills in my field	53.09% 43	39.51% 32	7.41% 6	0.00% 0	81	3.46

Q23 Indicate your level of satisfaction with the following aspects of your education at Kentucky State University

Answered: 81 Skipped: 11



	VERY SATISFIED	SATISFIED	DISSATISFIED	VERY DISSATISFIED	NOT APPLICABLE	TOTAL	WEIGHTED AVERAGE
Quality of courses in your Liberal Studies requirements	23.46% 19	65.43% 53	4.94% 4	0.00% 0	6.17% 5	81	3.20
Quality of courses required by your major	35.80% 29	54.32% 44	7.41% 6	2.47% 2	0.00% 0	81	3.23
Availability of courses in your Liberal Studies requirements	27.16% 22	53.09% 43	12.35% 10	2.47% 2	4.94% 4	81	3.10

Spring 2018 Exit Clearance Survey

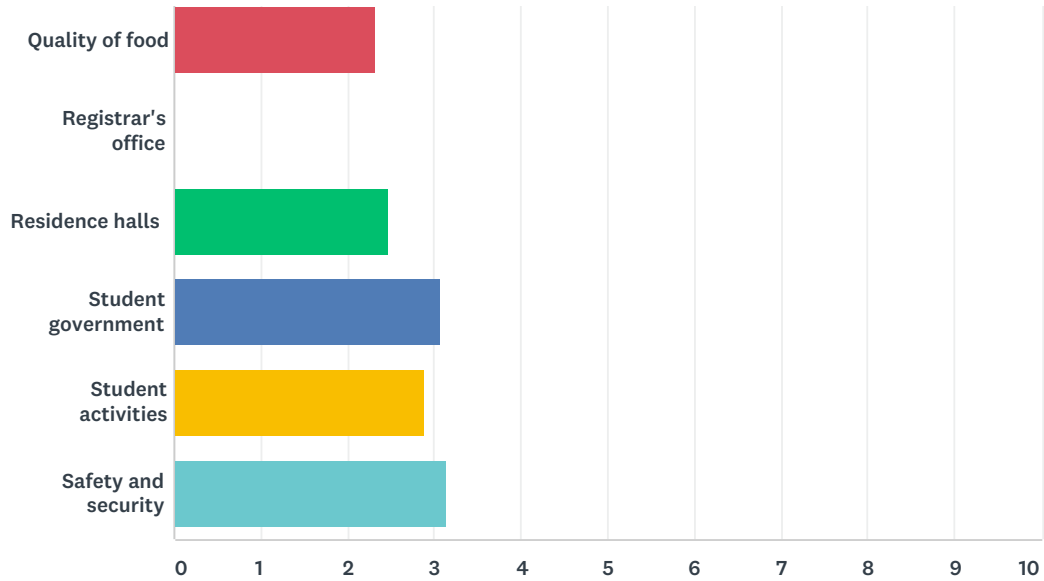
Availability of courses required by your major	28.40% 23	61.73% 50	6.17% 5	3.70% 3	0.00% 0	81	3.15
Availability of elective courses	24.69% 20	62.96% 51	8.64% 7	1.23% 1	2.47% 2	81	3.14
Quality of academic advising by faculty/advisor	33.33% 27	46.91% 38	13.58% 11	6.17% 5	0.00% 0	81	3.07
Quality of career advising by the career services office	16.05% 13	44.44% 36	13.58% 11	9.88% 8	16.05% 13	81	2.79
Quality of preparation for employment	22.22% 18	54.32% 44	12.35% 10	6.17% 5	4.94% 4	81	2.97
Quality of preparation for graduate or professional school	22.22% 18	51.85% 42	17.28% 14	3.70% 3	4.94% 4	81	2.97
Quality of instruction by faculty in your Liberal Studies requirement courses	24.69% 20	60.49% 49	6.17% 5	2.47% 2	6.17% 5	81	3.14
Quality of instruction by faculty in your major	39.51% 32	49.38% 40	4.94% 4	6.17% 5	0.00% 0	81	3.22
The use of technology to enhance learning experience	29.63% 24	59.26% 48	8.64% 7	1.23% 1	1.23% 1	81	3.19
Overall quality of academic at Kentucky State University	24.69% 20	65.43% 53	7.41% 6	1.23% 1	1.23% 1	81	3.15

Q24 Indicate your level of satisfaction with the following programs and services at Kentucky State University

Answered: 81 Skipped: 11



Spring 2018 Exit Clearance Survey



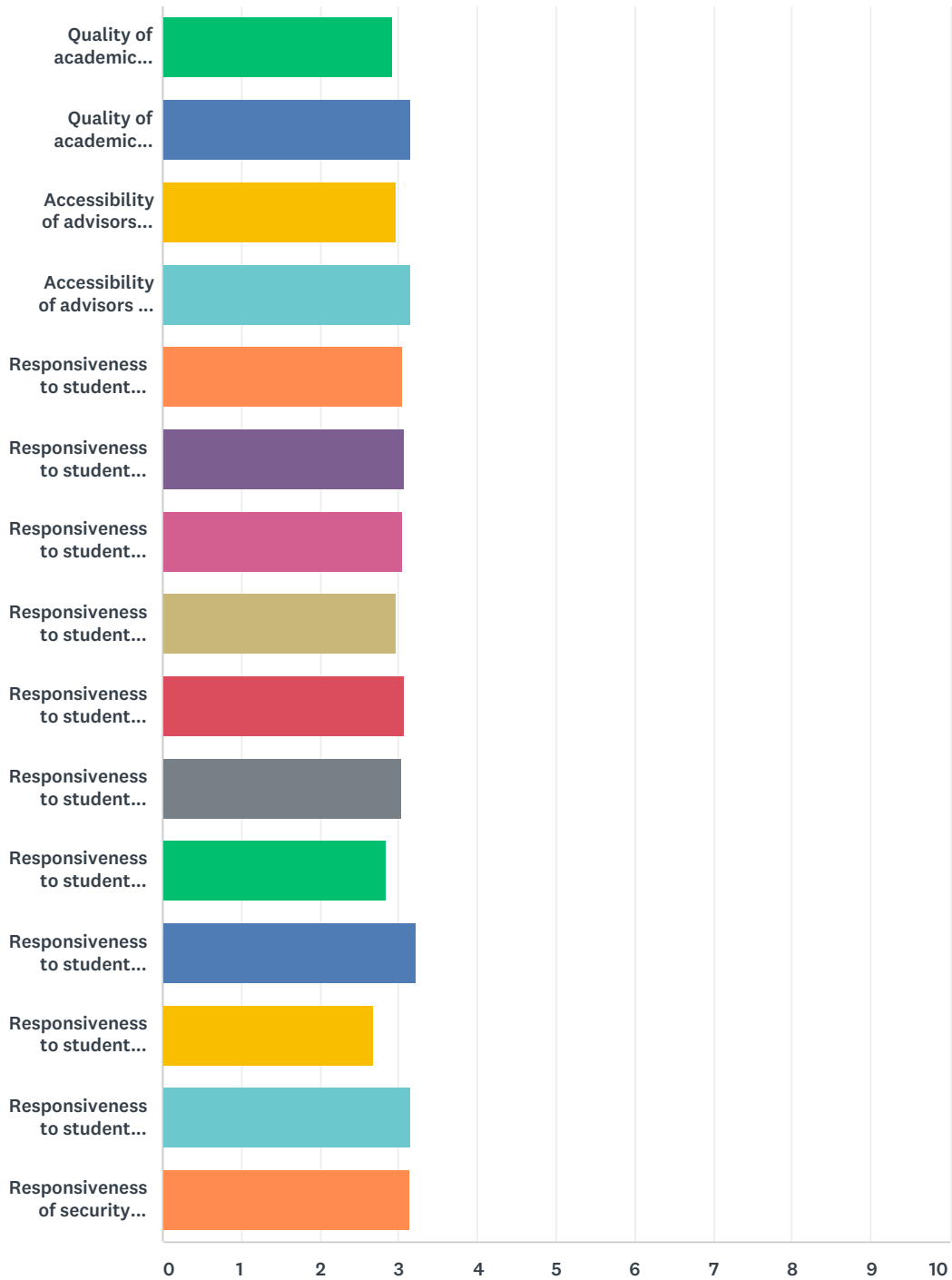
	VERY SATISFIED	SATISFIED	DISSATISFIED	VERY DISSATISFIED	NOT APPLICABLE	TOTAL	WEIGHTED AVERAGE
Admissions office	25.93% 21	61.73% 50	8.64% 7	3.70% 3	0.00% 0	81	3.10
Registrar's office	23.46% 19	55.56% 45	16.05% 13	3.70% 3	1.23% 1	81	3.00
Billing and payment services	14.81% 12	51.85% 42	18.52% 15	12.35% 10	2.47% 2	81	2.71
Advising	25.93% 21	43.21% 35	13.58% 11	12.35% 10	4.94% 4	81	2.87
Athletic programs	13.58% 11	40.74% 33	6.17% 5	2.47% 2	37.04% 30	81	3.04
Athletic facilities	8.64% 7	29.63% 24	11.11% 9	6.17% 5	44.44% 36	81	2.73
Bookstore hours	18.52% 15	53.09% 43	4.94% 4	3.70% 3	19.75% 16	81	3.08
Career counseling services	8.64% 7	45.68% 37	12.35% 10	7.41% 6	25.93% 21	81	2.75
Classroom facilities	18.52% 15	61.73% 50	11.11% 9	2.47% 2	6.17% 5	81	3.03
Information Technology (IT) services	18.52% 15	66.67% 54	4.94% 4	1.23% 1	8.64% 7	81	3.12
Computer labs	19.75% 16	61.73% 50	11.11% 9	1.23% 1	6.17% 5	81	3.07
Computer lab hours	22.22% 18	50.62% 41	12.35% 10	7.41% 6	7.41% 6	81	2.95
Counseling services	13.58% 11	40.74% 33	11.11% 9	4.94% 4	29.63% 24	81	2.89
Financial aid availability	17.28% 14	44.44% 36	14.81% 12	12.35% 10	11.11% 9	81	2.75
Financial aid services	17.28% 14	45.68% 37	12.35% 10	14.81% 12	9.88% 8	81	2.73

Spring 2018 Exit Clearance Survey

Food services	7.41% 6	24.69% 20	11.11% 9	27.16% 22	29.63% 24	81	2.18
Library holdings (books, journals, magazine, etc.)	25.93% 21	43.21% 35	11.11% 9	1.23% 1	18.52% 15	81	3.15
Library hours	28.40% 23	45.68% 37	12.35% 10	2.47% 2	11.11% 9	81	3.13
Quality of food	9.88% 8	25.93% 21	14.81% 12	22.22% 18	27.16% 22	81	2.32
Registrar's office	0.00% 0	0.00% 0	0.00% 0	0.00% 0	0.00% 0	0	0.00
Residence halls	4.94% 4	27.16% 22	17.28% 14	9.88% 8	40.74% 33	81	2.46
Student government	14.81% 12	49.38% 40	4.94% 4	2.47% 2	28.40% 23	81	3.07
Student activities	14.81% 12	44.44% 36	14.81% 12	4.94% 4	20.99% 17	81	2.88
Safety and security	28.40% 23	48.15% 39	11.11% 9	2.47% 2	9.88% 8	81	3.14

Q25 Indicate your level of satisfaction with the following aspects of your experience at Kentucky State University

Answered: 81 Skipped: 11



	VERY SATISFIED	SATISFIED	DISSATISFIED	VERY DISSATISFIED	NOT APPLICABLE	TOTAL	WEIGHTED AVERAGE
--	----------------	-----------	--------------	-------------------	----------------	-------	------------------

Spring 2018 Exit Clearance Survey

Quality of academic advising before you declared a major	17.28% 14	49.38% 40	8.64% 7	7.41% 6	17.28% 14	81	2.93
Quality of academic advising in your major	37.04% 30	46.91% 38	11.11% 9	4.94% 4	0.00% 0	81	3.16
Accessibility of advisors before you declared a major	22.22% 18	39.51% 32	11.11% 9	6.17% 5	20.99% 17	81	2.98
Accessibility of advisors in your major	34.57% 28	50.62% 41	7.41% 6	6.17% 5	1.23% 1	81	3.15
Responsiveness to student concerns by your Dean's office	24.69% 20	43.21% 35	12.35% 10	3.70% 3	16.05% 13	81	3.06
Responsiveness to student concerns by your departmental office	25.93% 21	51.85% 42	8.64% 7	4.94% 4	8.64% 7	81	3.08
Responsiveness to student concerns by the office of student affairs	22.22% 18	44.44% 36	12.35% 10	2.47% 2	18.52% 15	81	3.06
Responsiveness to student concerns by the provost's office	16.05% 13	46.91% 38	11.11% 9	3.70% 3	22.22% 18	81	2.97
Responsiveness to student concerns by the registrar's office	25.93% 21	50.62% 41	7.41% 6	6.17% 5	9.88% 8	81	3.07
Responsiveness to student concerns by the bursar's office	23.46% 19	53.09% 43	7.41% 6	6.17% 5	9.88% 8	81	3.04
Responsiveness to student concerns by the financial aid office	18.52% 15	50.62% 41	11.11% 9	11.11% 9	8.64% 7	81	2.84
Responsiveness to student concerns by the library staff	24.69% 20	54.32% 44	3.70% 3	1.23% 1	16.05% 13	81	3.22
Responsiveness to student concerns by the food service staff	12.35% 10	34.57% 28	12.35% 10	11.11% 9	29.63% 24	81	2.68
Responsiveness to student concerns by the security staff	20.99% 17	51.85% 42	6.17% 5	1.23% 1	19.75% 16	81	3.15
Responsiveness of security staff to emergency telephone calls	18.52% 15	46.91% 38	1.23% 1	3.70% 3	29.63% 24	81	3.14

Q26 If you could change two things about Kentucky State University, what would they be?

Answered: 66 Skipped: 26

ANSWER CHOICES	RESPONSES	
1.	100.00%	66
2.	87.88%	58

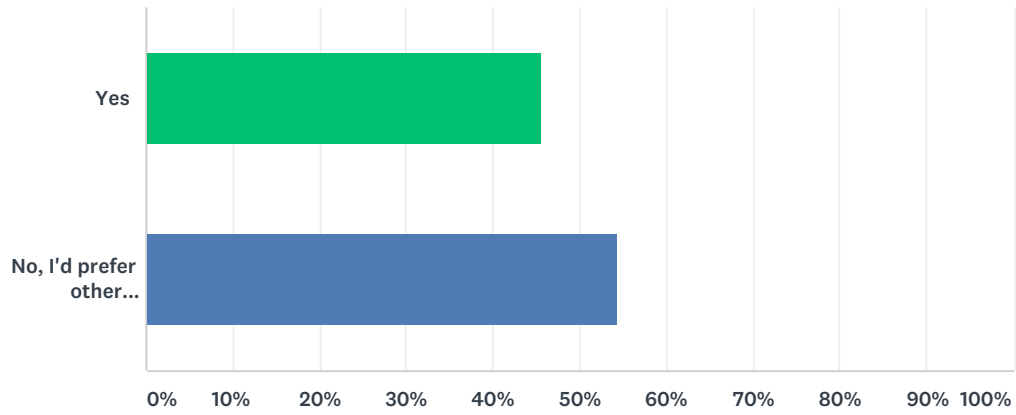
Q27 Identify two things about Kentucky State University that makes it unique compared to other colleges and universities

Answered: 64 Skipped: 28

ANSWER CHOICES	RESPONSES	
1.	100.00%	64
2.	85.94%	55

Q28 Would you continue your education at Kentucky State University?

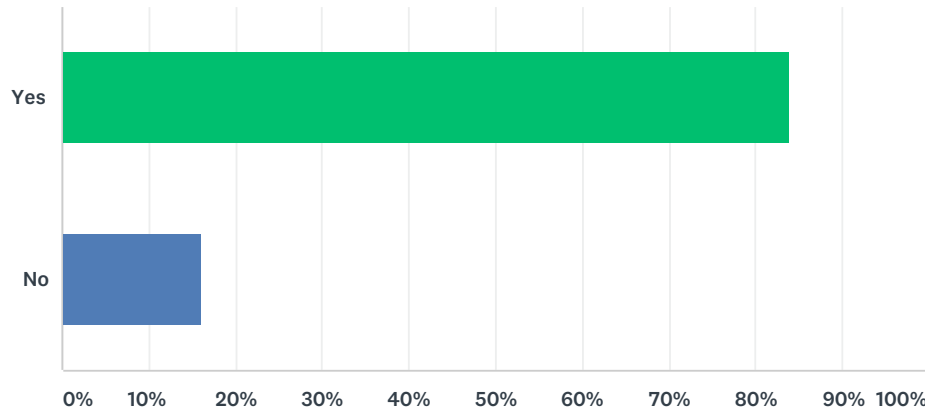
Answered: 81 Skipped: 11



ANSWER CHOICES	RESPONSES	
Yes	45.68%	37
No, I'd prefer other Institution	54.32%	44
TOTAL		81

Q29 Is Kentucky State University a good value for the education that student receive?

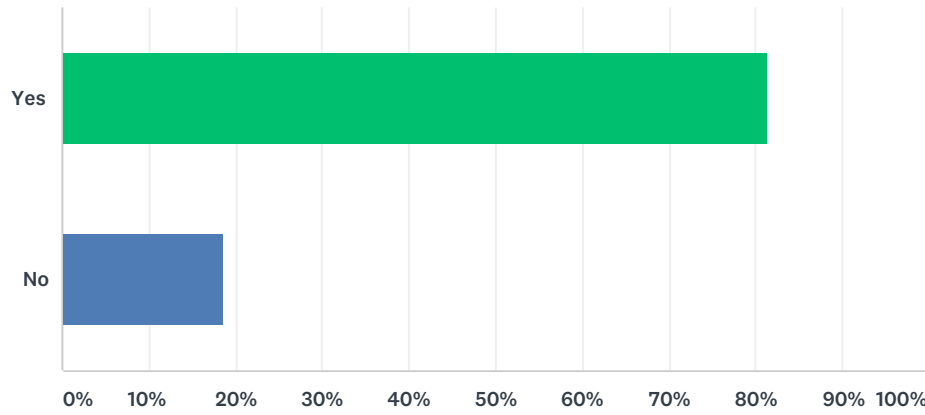
Answered: 81 Skipped: 11



ANSWER CHOICES	RESPONSES	
Yes	83.95%	68
No	16.05%	13
TOTAL		81

Q30 Will you recommend Kentucky State University to other students?

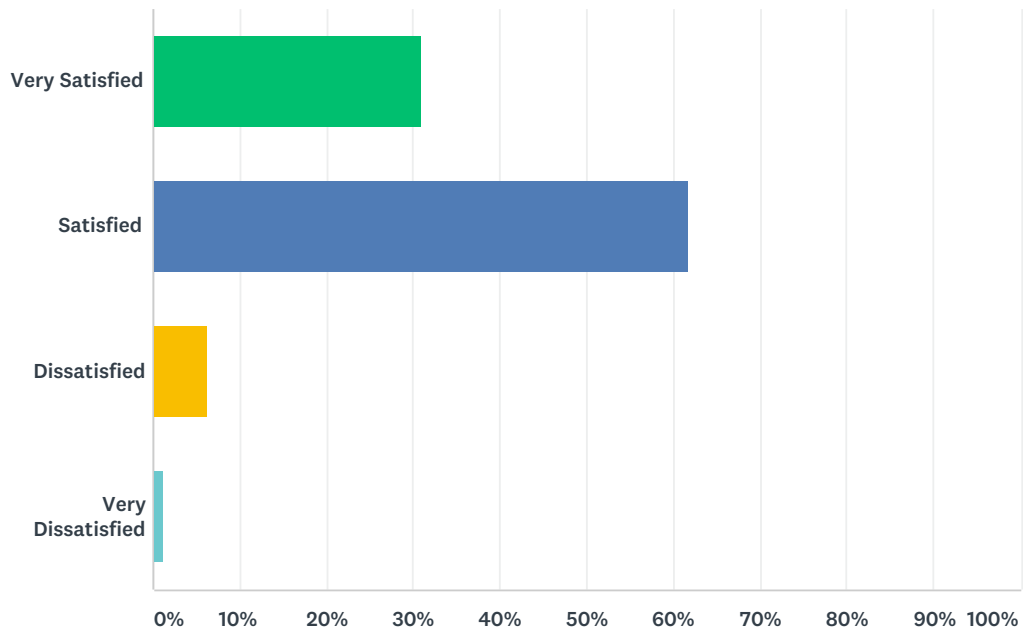
Answered: 81 Skipped: 11



ANSWER CHOICES	RESPONSES	
Yes	81.48%	66
No	18.52%	15
TOTAL		81

Q31 Overall, how satisfied have you been with your education at the Kentucky State University?

Answered: 81 Skipped: 11



ANSWER CHOICES	RESPONSES	
Very Satisfied	30.86%	25
Satisfied	61.73%	50
Dissatisfied	6.17%	5
Very Dissatisfied	1.23%	1
TOTAL		81

Q32 Please provide comments you think necessary to improve Kentucky State University in the future

Answered: 35 Skipped: 57