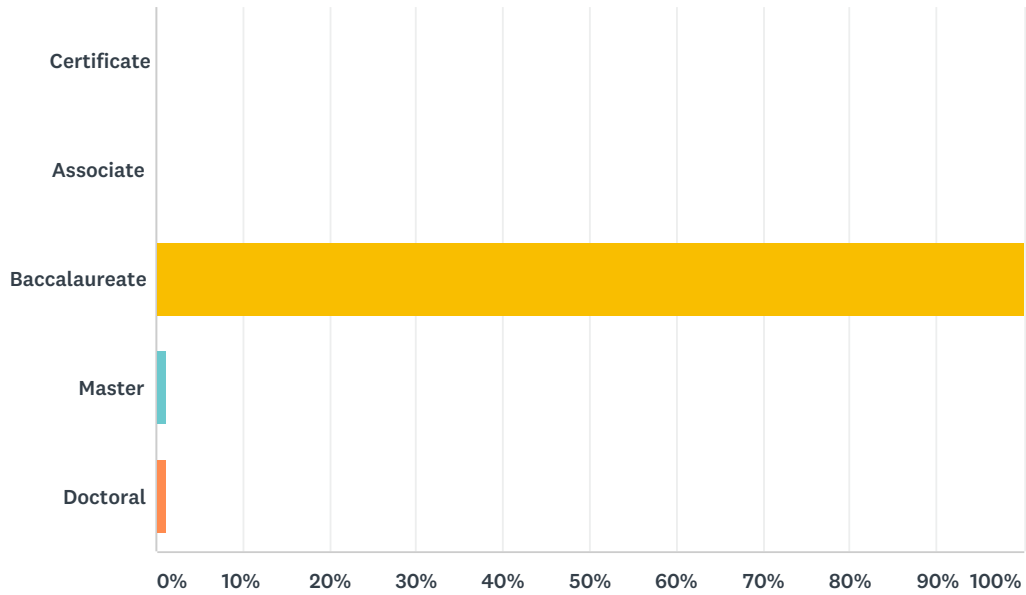


Q2 What degree are you currently graduating at Kentucky State University?

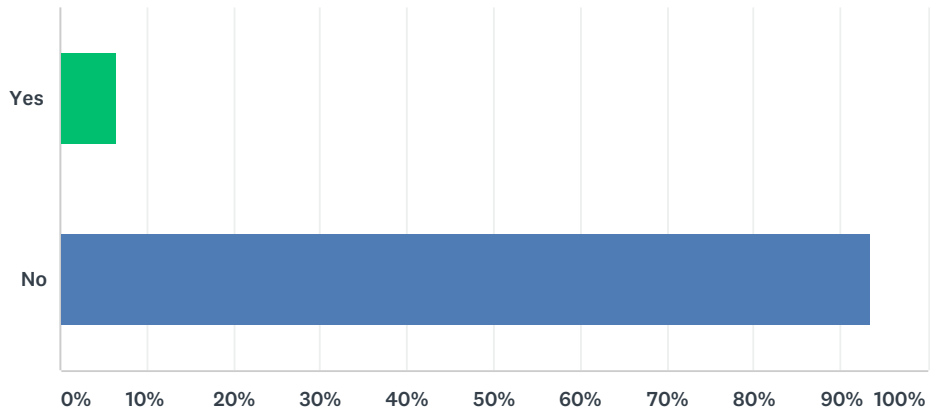
Answered: 77 Skipped: 0



ANSWER CHOICES	RESPONSES	
Certificate	0.00%	0
Associate	0.00%	0
Baccalaureate	100.00%	77
Master	1.30%	1
Doctoral	1.30%	1
Total Respondents: 77		

Q3 Did either of your parents attend Kentucky State University?

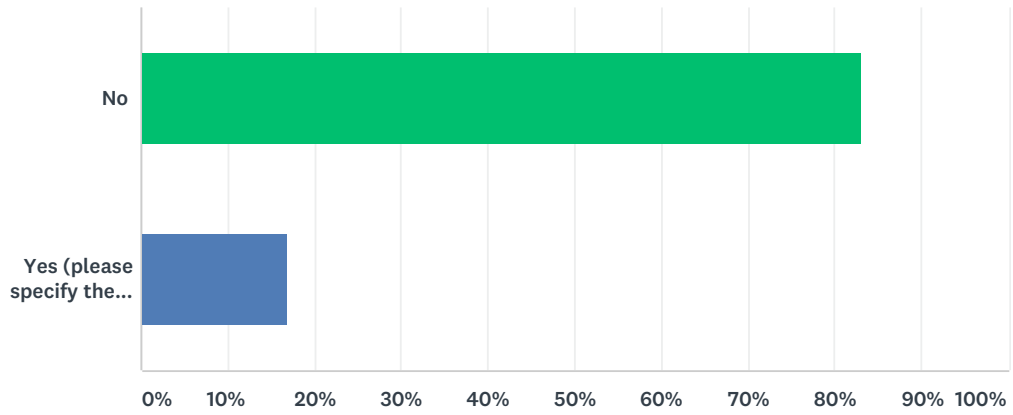
Answered: 77 Skipped: 0



ANSWER CHOICES	RESPONSES	
Yes	6.49%	5
No	93.51%	72
TOTAL		77

Q4 Did any of your sibling or relatives attend Kentucky State University?

Answered: 77 Skipped: 0



ANSWER CHOICES	RESPONSES	
No	83.12%	64
Yes (please specify the name and your relationship)	16.88%	13
TOTAL		77

Q5 Where will you live after graduation?

Answered: 77 Skipped: 0

ANSWER CHOICES	RESPONSES	
Address:	100.00%	77
City:	98.70%	76
State:	98.70%	76
Country (if non US):	44.16%	34
Phone Number:	63.64%	49
Cell Phone Number:	64.94%	50
Email:	98.70%	76

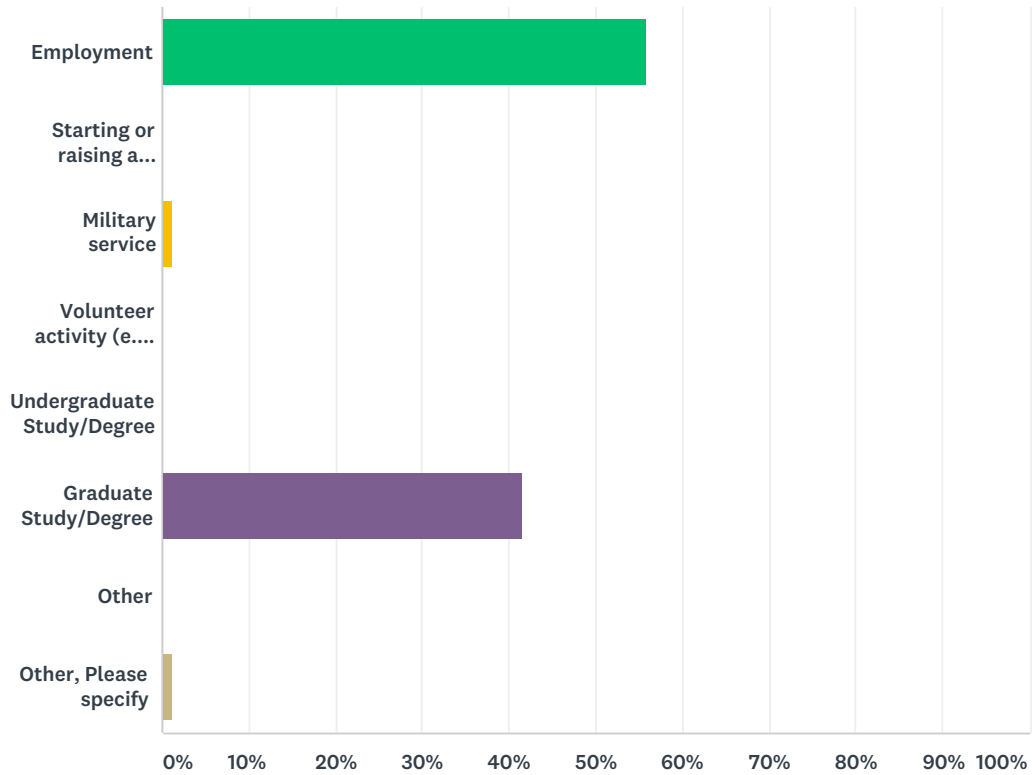
Q6 While attending Kentucky State University, please indicate if you participated in the following:

Answered: 54 Skipped: 23

ANSWER CHOICES	RESPONSES	
Fraternity/Sorority - please indicate what organization:	64.81%	35
Intercollegiate Sport - please indicate what sport(s):	57.41%	31
Activity/Honors - please indicate what activities:	75.93%	41
Band/Choir - please indicate what instrument/vocal part:	42.59%	23

Q7 What is MOST LIKELY to be your PRINCIPAL activity upon graduation?

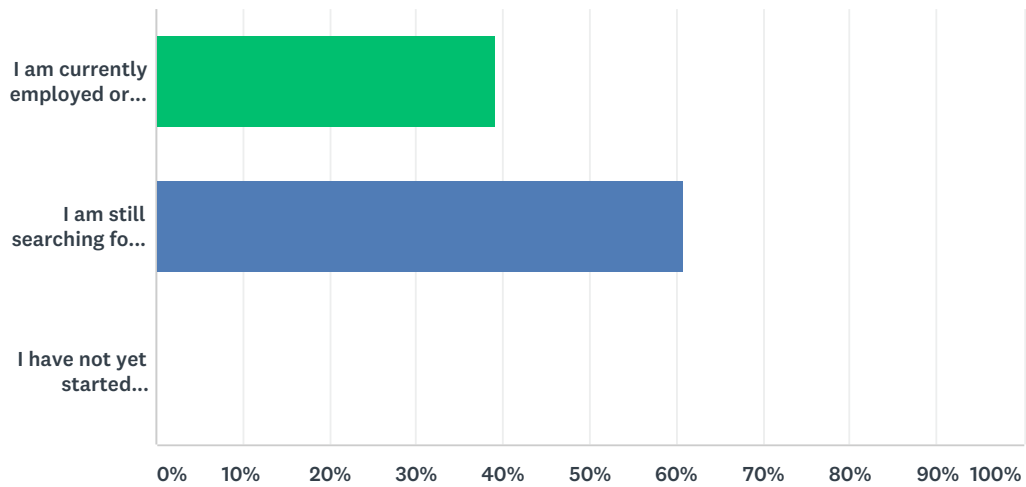
Answered: 77 Skipped: 0



ANSWER CHOICES	RESPONSES	
Employment	55.84%	43
Starting or raising a family	0.00%	0
Military service	1.30%	1
Volunteer activity (e.g., Peace Corps)	0.00%	0
Undergraduate Study/Degree	0.00%	0
Graduate Study/Degree	41.56%	32
Other	0.00%	0
Other, Please specify	1.30%	1
TOTAL		77

Q8 Which of the following best describes the current state of your employment activity?

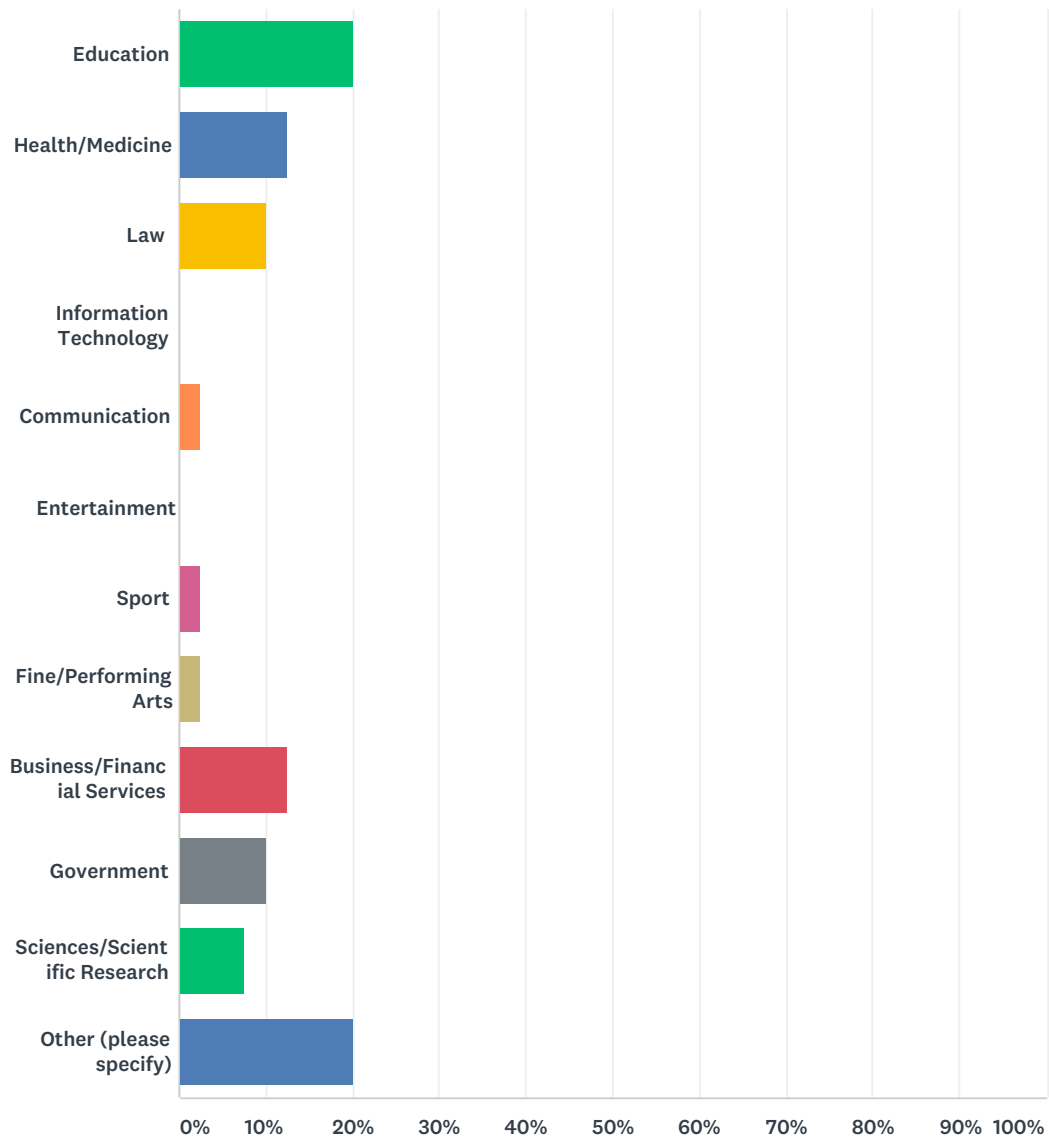
Answered: 41 Skipped: 36



ANSWER CHOICES	RESPONSES	
I am currently employed or have accepted a position	39.02%	16
I am still searching for a desired position	60.98%	25
I have not yet started searching for any position	0.00%	0
TOTAL		41

Q9 What field of occupation is the employment you are seeking or your current employment?

Answered: 40 Skipped: 37



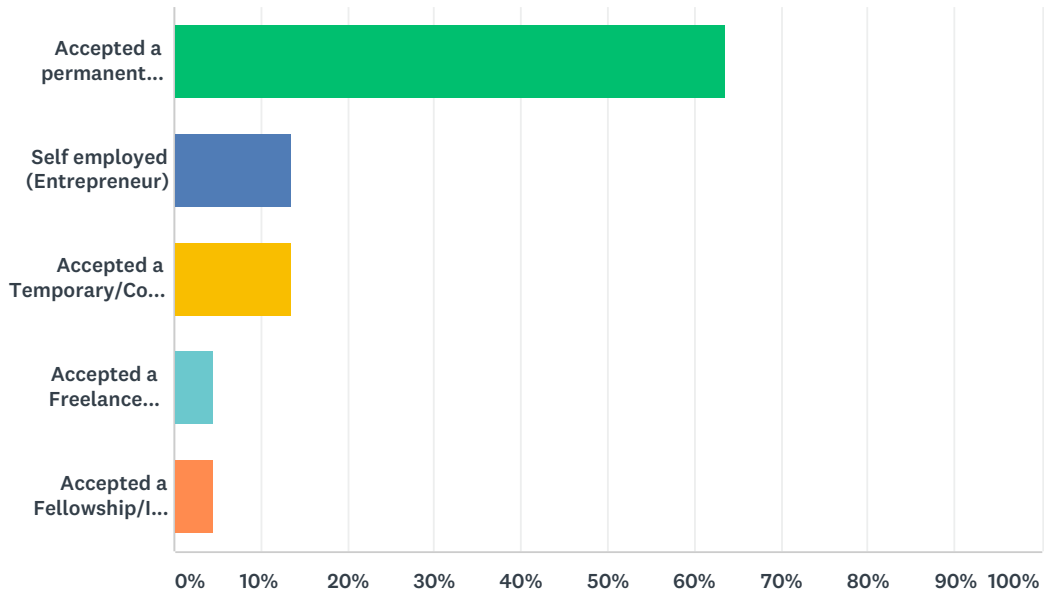
ANSWER CHOICES	RESPONSES	
Education	20.00%	8
Health/Medicine	12.50%	5
Law	10.00%	4
Information Technology	0.00%	0
Communication	2.50%	1
Entertainment	0.00%	0
Sport	2.50%	1

Spring 2018 Exit Clearance Survey

Fine/Performing Arts	2.50%	1
Business/Financial Services	12.50%	5
Government	10.00%	4
Sciences/Scientific Research	7.50%	3
Other (please specify)	20.00%	8
TOTAL		40

Q10 If you are currently employed or have received a job offer, please provide your employment type

Answered: 22 Skipped: 55



ANSWER CHOICES	RESPONSES	
Accepted a permanent position	63.64%	14
Self employed (Entrepreneur)	13.64%	3
Accepted a Temporary/Contract position	13.64%	3
Accepted a Freelance position	4.55%	1
Accepted a Fellowship/Internship position	4.55%	1
TOTAL		22

Q11 Please enter the location of your current employment or will be:

Answered: 30 Skipped: 47



Spring 2018 Exit Clearance Survey



Spring 2018 Exit Clearance Survey



ANSWER CHOICES	RESPONSES	
Alabama	0.00%	0
Alaska	0.00%	0
Arizona	0.00%	0
Arkansas	0.00%	0
California	0.00%	0
Colorado	0.00%	0
Connecticut	0.00%	0
Delaware	0.00%	0
Florida	10.00%	3
Georgia	0.00%	0
Hawaii	0.00%	0
Idaho	0.00%	0

Spring 2018 Exit Clearance Survey

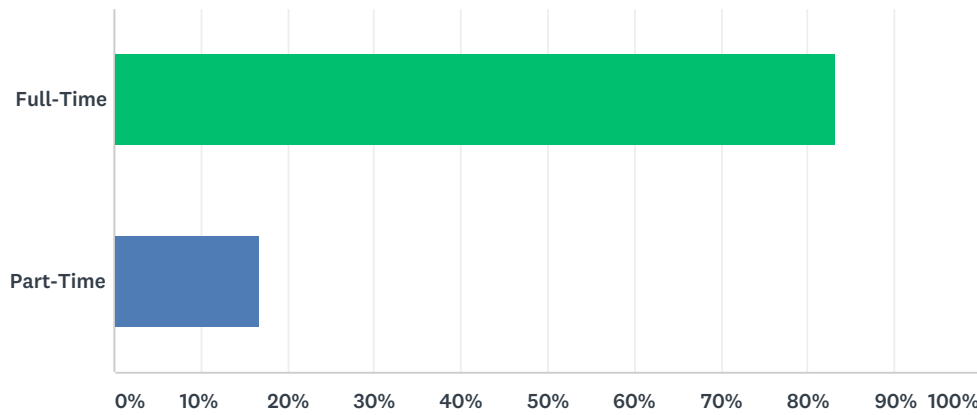
Illinois	6.67%	2
Indiana	6.67%	2
Iowa	0.00%	0
Kansas	0.00%	0
Kentucky	60.00%	18
Louisiana	0.00%	0
Maine	0.00%	0
Maryland	0.00%	0
Massachusetts	0.00%	0
Michigan	13.33%	4
Minnesota	0.00%	0
Mississippi	3.33%	1
Missouri	0.00%	0
Montana	0.00%	0
Nebraska	0.00%	0
Nevada	0.00%	0
New Hampshire	0.00%	0
New Jersey	0.00%	0
New Mexico	0.00%	0
New York	0.00%	0
North Carolina	0.00%	0
North Dakota	0.00%	0
Ohio	0.00%	0
Oklahoma	0.00%	0
Oregon	0.00%	0
Pennsylvania	0.00%	0
Rhode Island	0.00%	0
South Carolina	0.00%	0
South Dakota	0.00%	0
Tennessee	0.00%	0
Texas	0.00%	0
Utah	0.00%	0
Vermont	0.00%	0
Virginia	0.00%	0

Spring 2018 Exit Clearance Survey

Washington	0.00%	0
West Virginia	0.00%	0
Wisconsin	0.00%	0
Wyoming	0.00%	0
Foreign Country	0.00%	0
TOTAL		30

Q12 If you are currently employed or have received a job offer, what is or will be your employment status?

Answered: 24 Skipped: 53



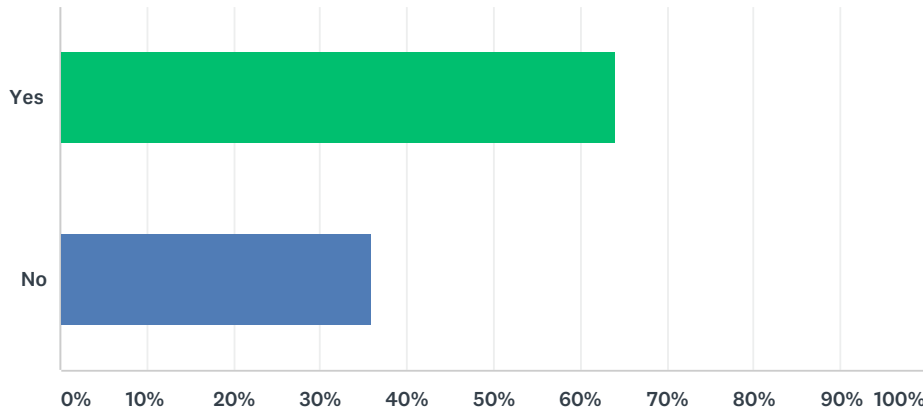
ANSWER CHOICES	RESPONSES	
Full-Time	83.33%	20
Part-Time	16.67%	4
TOTAL		24

Q13 If you are currently employed or have received a job offer, what is/will be your position title?

Answered: 22 Skipped: 55

Q14 If you are currently employed or have received a job offer, is it related to your major field of study?

Answered: 25 Skipped: 52



ANSWER CHOICES	RESPONSES	
Yes	64.00%	16
No	36.00%	9
TOTAL		25

Q15 If you are currently employed or have received a job offer, what is the company's name?

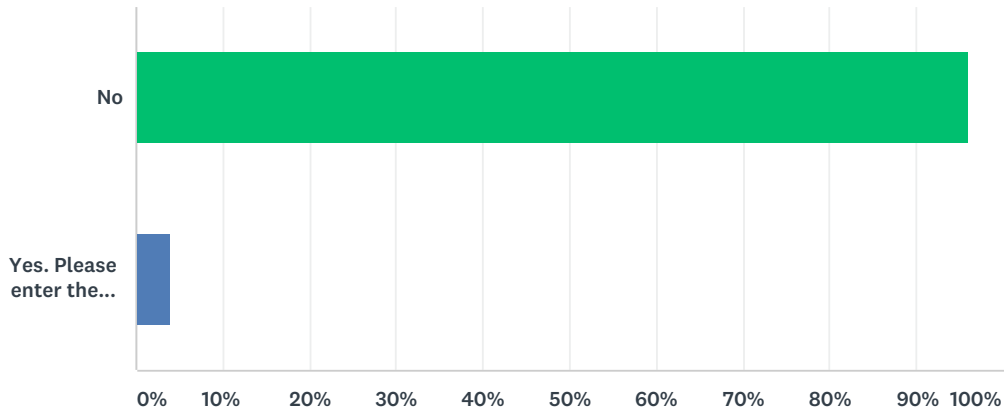
Answered: 21 Skipped: 56

Q16 If you are currently employed or have received a job offer, what is or will be your annual salary (enter whole number, no decimal, comma, or dollar sign)?

Answered: 19 Skipped: 58

Q17 If you are currently employed or have received a job offer, did or will you accept a guaranteed bonus compensation?

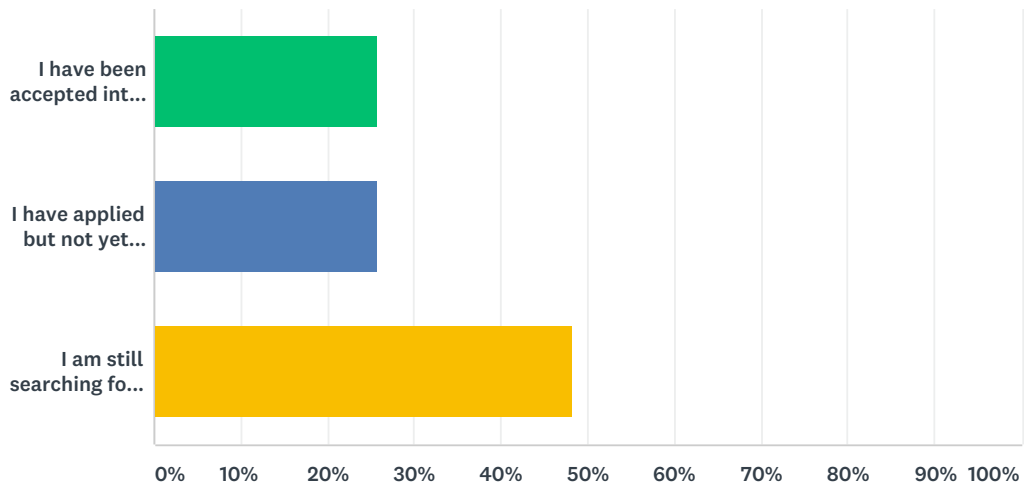
Answered: 25 Skipped: 52



ANSWER CHOICES	RESPONSES	
No	96.00%	24
Yes. Please enter the amount (whole number, no decimal, comma, or dollar sign):	4.00%	1
TOTAL		25

Q18 Which of the following best describes the current state of your educational activity?

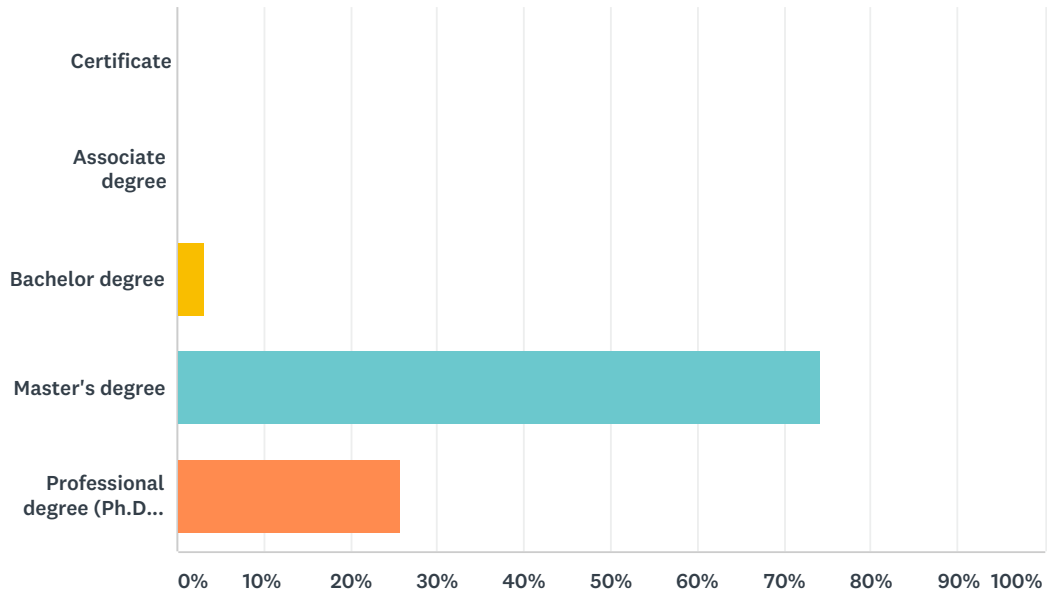
Answered: 31 Skipped: 46



ANSWER CHOICES	RESPONSES	
I have been accepted into one or more programs and will be attending school next semester	25.81%	8
I have applied but not yet accepted	25.81%	8
I am still searching for a school/program	48.39%	15
TOTAL		31

Q19 Which degree(s) do you plan to pursue beginning in the next semester or two.

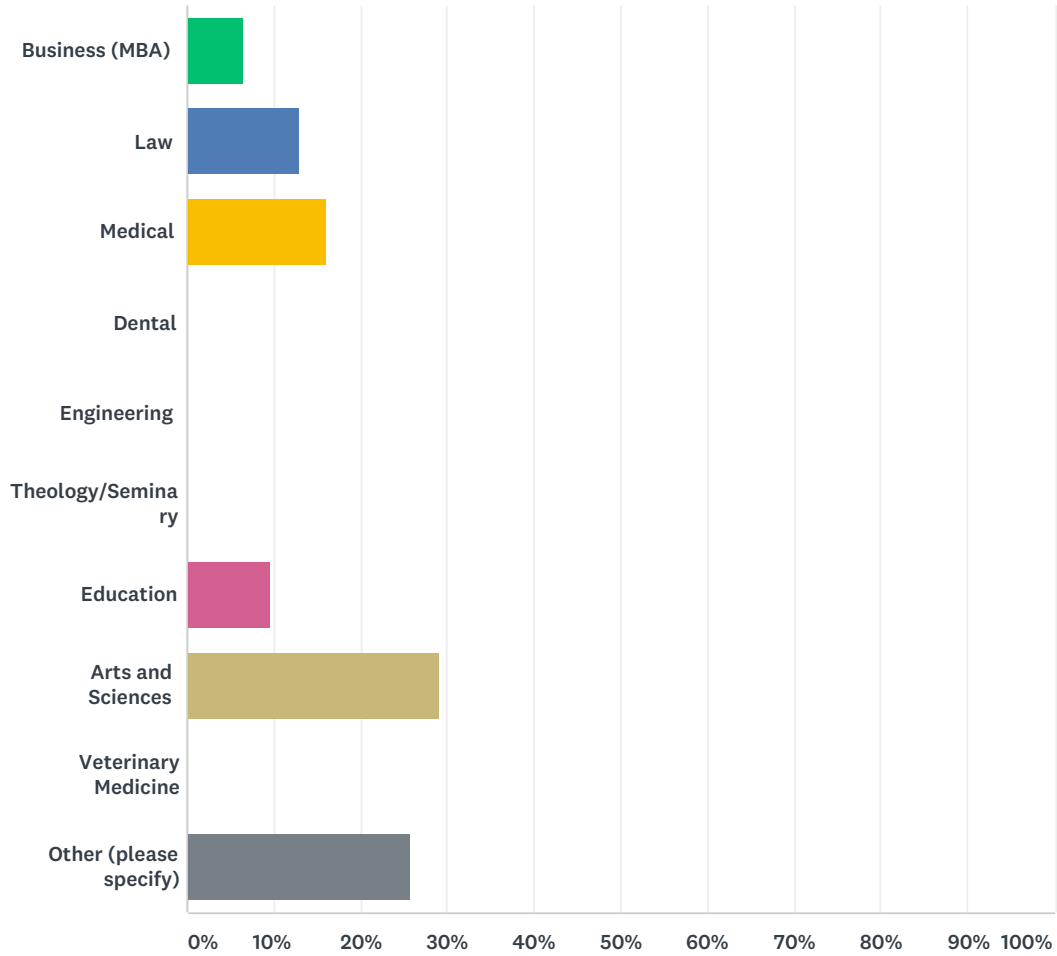
Answered: 31 Skipped: 46



ANSWER CHOICES	RESPONSES	
Certificate	0.00%	0
Associate degree	0.00%	0
Bachelor degree	3.23%	1
Master's degree	74.19%	23
Professional degree (Ph.D., Ed.D., MD, JD, etc.)	25.81%	8
Total Respondents: 31		

Q20 What education field are you pursuing?

Answered: 31 Skipped: 46



ANSWER CHOICES	RESPONSES	
Business (MBA)	6.45%	2
Law	12.90%	4
Medical	16.13%	5
Dental	0.00%	0
Engineering	0.00%	0
Theology/Seminary	0.00%	0
Education	9.68%	3
Arts and Sciences	29.03%	9
Veterinary Medicine	0.00%	0
Other (please specify)	25.81%	8
TOTAL		31

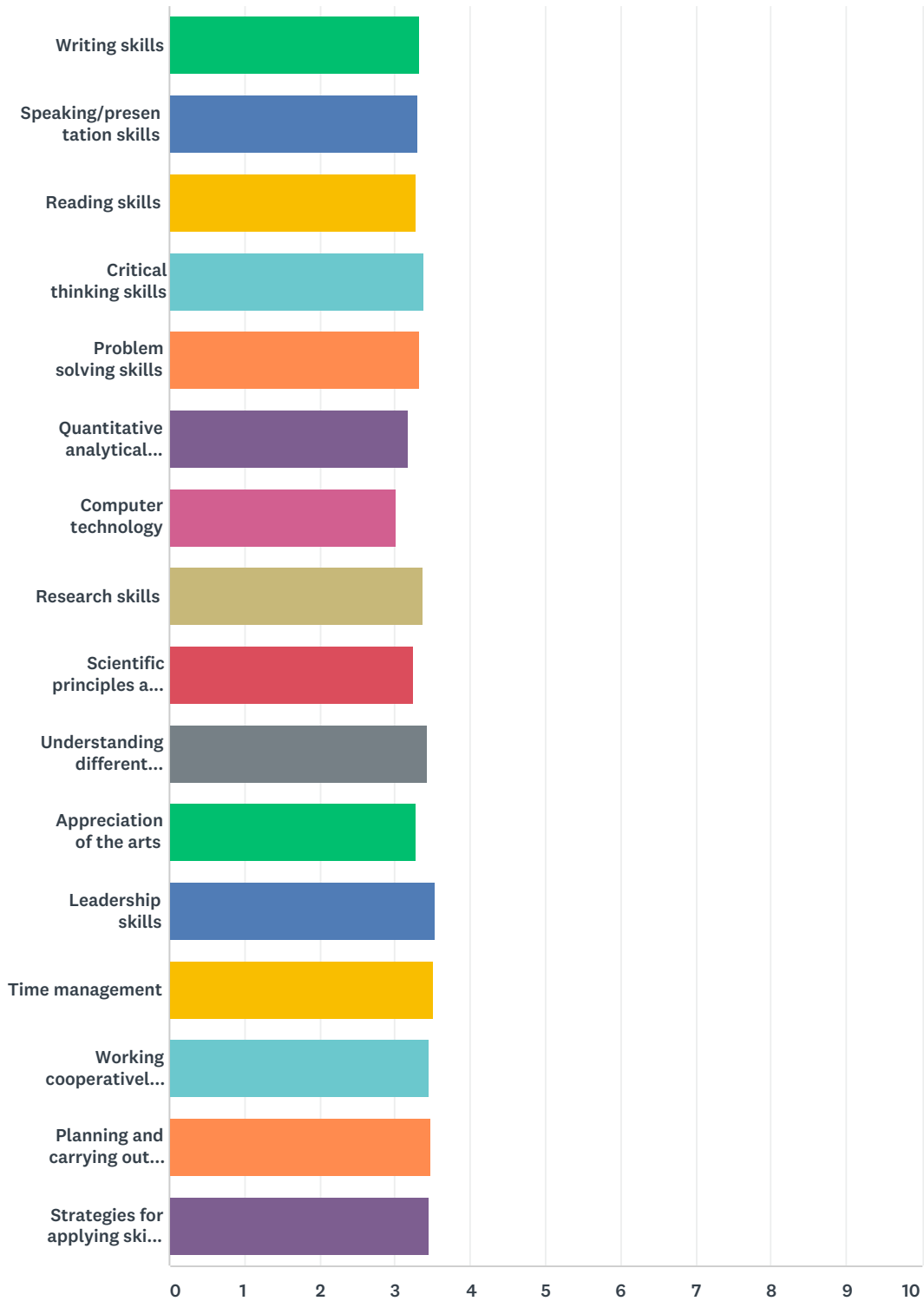
Q21 Please enter the school name where you have been admitted or applying:

Answered: 25 Skipped: 52

ANSWER CHOICES	RESPONSES	
First school of choice:	100.00%	25
Second school of choice	60.00%	15
Third school of choice	48.00%	12

Q22 Indicate how effective your education at Kentucky State University has been in helping you developed in the following:

Answered: 69 Skipped: 8



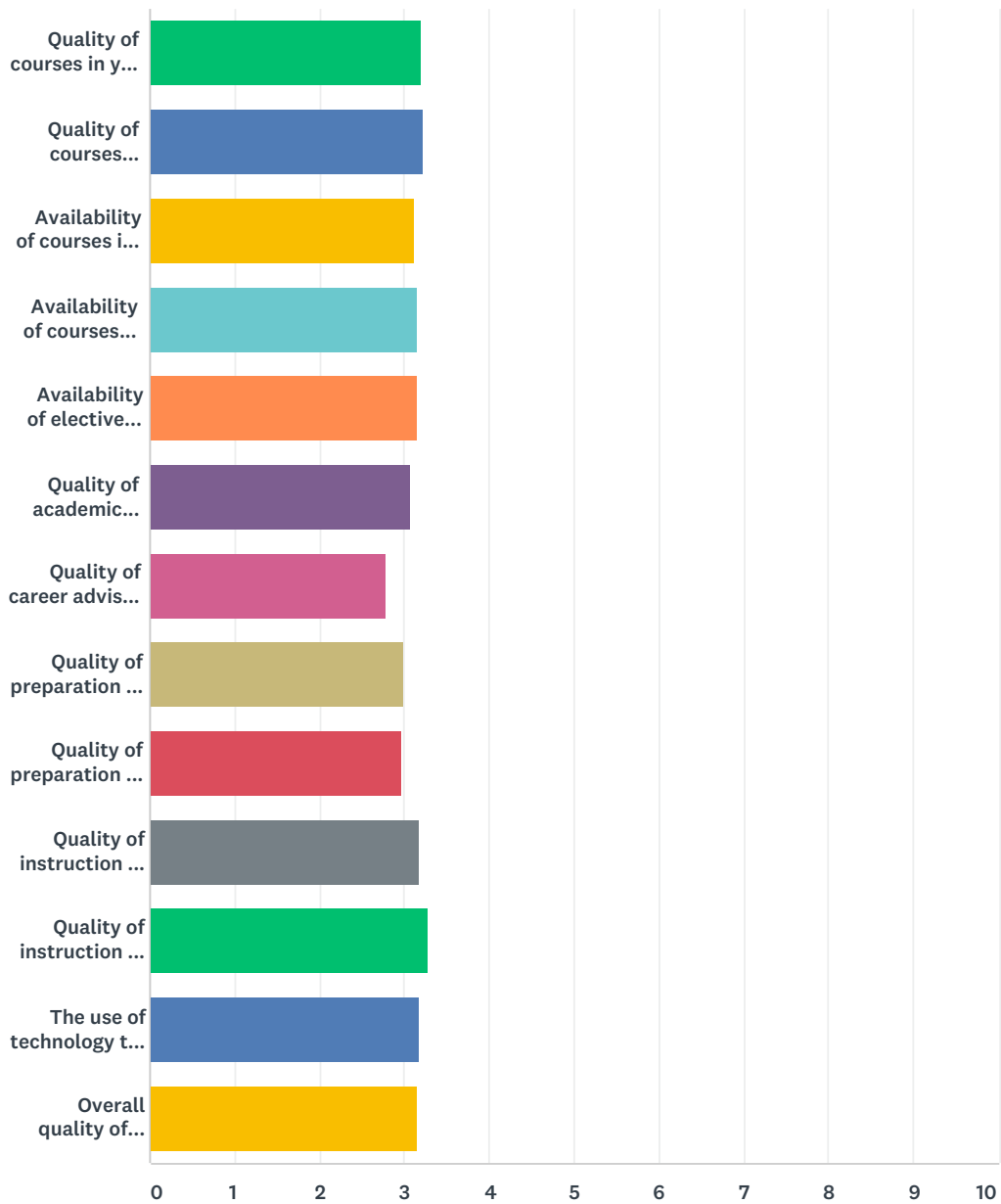
	VERY EFFECTIVE	EFFECTIVE	INEFFECTIVE	VERY INEFFECTIVE	TOTAL	WEIGHTED AVERAGE
--	----------------	-----------	-------------	------------------	-------	------------------

Spring 2018 Exit Clearance Survey

Writing skills	39.13% 27	56.52% 39	1.45% 1	2.90% 2	69	3.32
Speaking/presentation skills	36.76% 25	57.35% 39	5.88% 4	0.00% 0	68	3.31
Reading skills	33.33% 23	63.77% 44	1.45% 1	1.45% 1	69	3.29
Critical thinking skills	43.48% 30	52.17% 36	2.90% 2	1.45% 1	69	3.38
Problem solving skills	42.03% 29	49.28% 34	7.25% 5	1.45% 1	69	3.32
Quantitative analytical skills	27.54% 19	65.22% 45	5.80% 4	1.45% 1	69	3.19
Computer technology	23.19% 16	57.97% 40	15.94% 11	2.90% 2	69	3.01
Research skills	42.03% 29	53.62% 37	2.90% 2	1.45% 1	69	3.36
Scientific principles and methods	31.88% 22	62.32% 43	4.35% 3	1.45% 1	69	3.25
Understanding different philosophies and cultures	49.28% 34	46.38% 32	2.90% 2	1.45% 1	69	3.43
Appreciation of the arts	42.03% 29	47.83% 33	7.25% 5	2.90% 2	69	3.29
Leadership skills	57.97% 40	39.13% 27	1.45% 1	1.45% 1	69	3.54
Time management	55.07% 38	40.58% 28	4.35% 3	0.00% 0	69	3.51
Working cooperatively in groups	52.17% 36	42.03% 29	5.80% 4	0.00% 0	69	3.46
Planning and carrying out projects	52.17% 36	43.48% 30	4.35% 3	0.00% 0	69	3.48
Strategies for applying skills in my field	52.17% 36	40.58% 28	7.25% 5	0.00% 0	69	3.45

Q23 Indicate your level of satisfaction with the following aspects of your education at Kentucky State University

Answered: 69 Skipped: 8



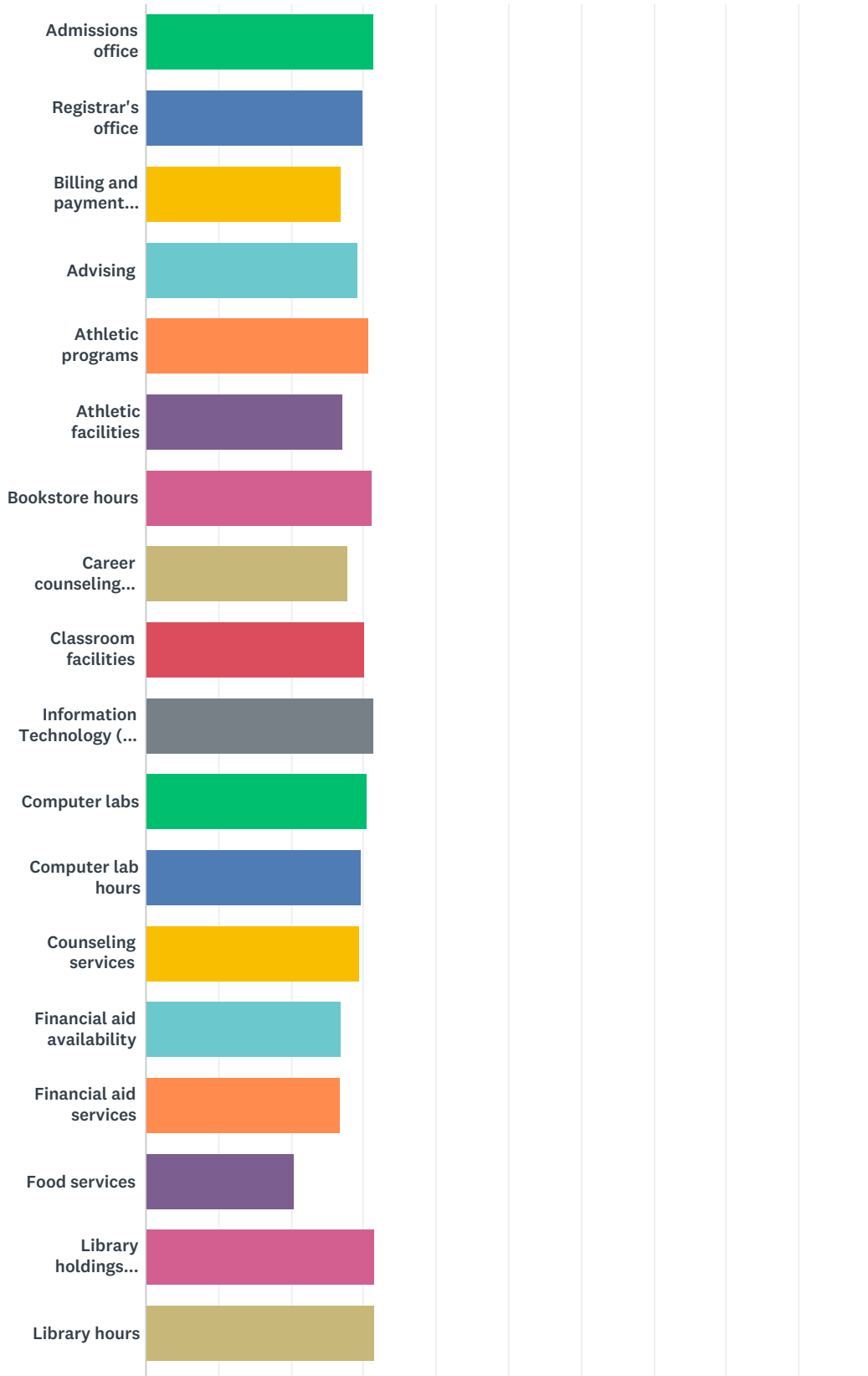
	VERY SATISFIED	SATISFIED	DISSATISFIED	VERY DISSATISFIED	NOT APPLICABLE	TOTAL	WEIGHTED AVERAGE
Quality of courses in your Liberal Studies requirements	24.64% 17	63.77% 44	5.80% 4	0.00% 0	5.80% 4	69	3.20
Quality of courses required by your major	37.68% 26	50.72% 35	8.70% 6	2.90% 2	0.00% 0	69	3.23
Availability of courses in your Liberal Studies requirements	30.43% 21	47.83% 33	14.49% 10	2.90% 2	4.35% 3	69	3.11

Spring 2018 Exit Clearance Survey

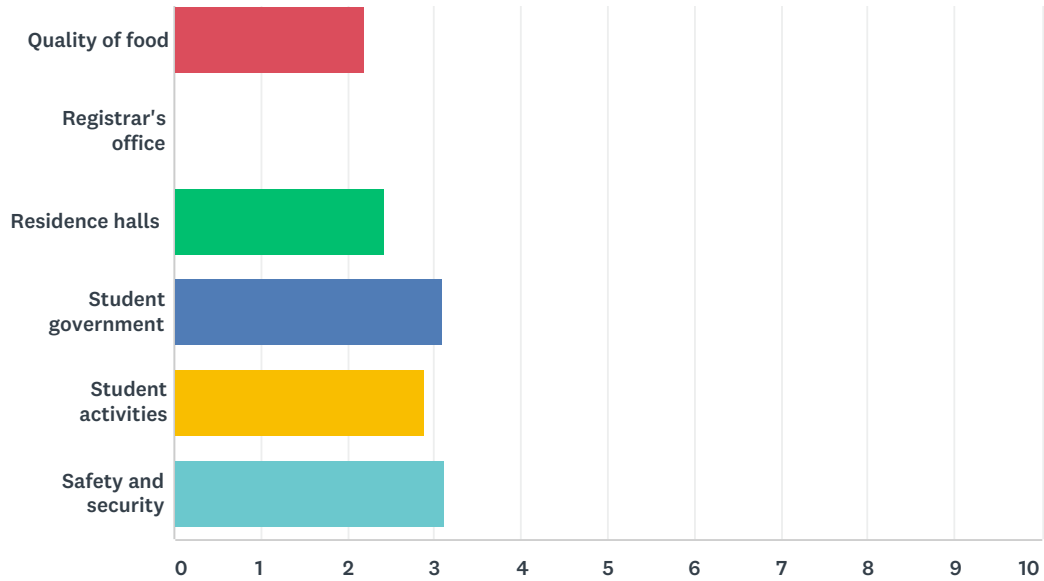
Availability of courses required by your major	30.43% 21	59.42% 41	5.80% 4	4.35% 3	0.00% 0	69	3.16
Availability of elective courses	26.09% 18	60.87% 42	8.70% 6	1.45% 1	2.90% 2	69	3.15
Quality of academic advising by faculty/advisor	36.23% 25	42.03% 29	14.49% 10	7.25% 5	0.00% 0	69	3.07
Quality of career advising by the career services office	17.39% 12	42.03% 29	15.94% 11	10.14% 7	14.49% 10	69	2.78
Quality of preparation for employment	24.64% 17	50.72% 35	13.04% 9	5.80% 4	5.80% 4	69	3.00
Quality of preparation for graduate or professional school	23.19% 16	47.83% 33	20.29% 14	2.90% 2	5.80% 4	69	2.97
Quality of instruction by faculty in your Liberal Studies requirement courses	27.54% 19	57.97% 40	5.80% 4	2.90% 2	5.80% 4	69	3.17
Quality of instruction by faculty in your major	43.48% 30	46.38% 32	4.35% 3	5.80% 4	0.00% 0	69	3.28
The use of technology to enhance learning experience	31.88% 22	55.07% 38	10.14% 7	1.45% 1	1.45% 1	69	3.19
Overall quality of academic at Kentucky State University	26.09% 18	63.77% 44	7.25% 5	1.45% 1	1.45% 1	69	3.16

Q24 Indicate your level of satisfaction with the following programs and services at Kentucky State University

Answered: 69 Skipped: 8



Spring 2018 Exit Clearance Survey



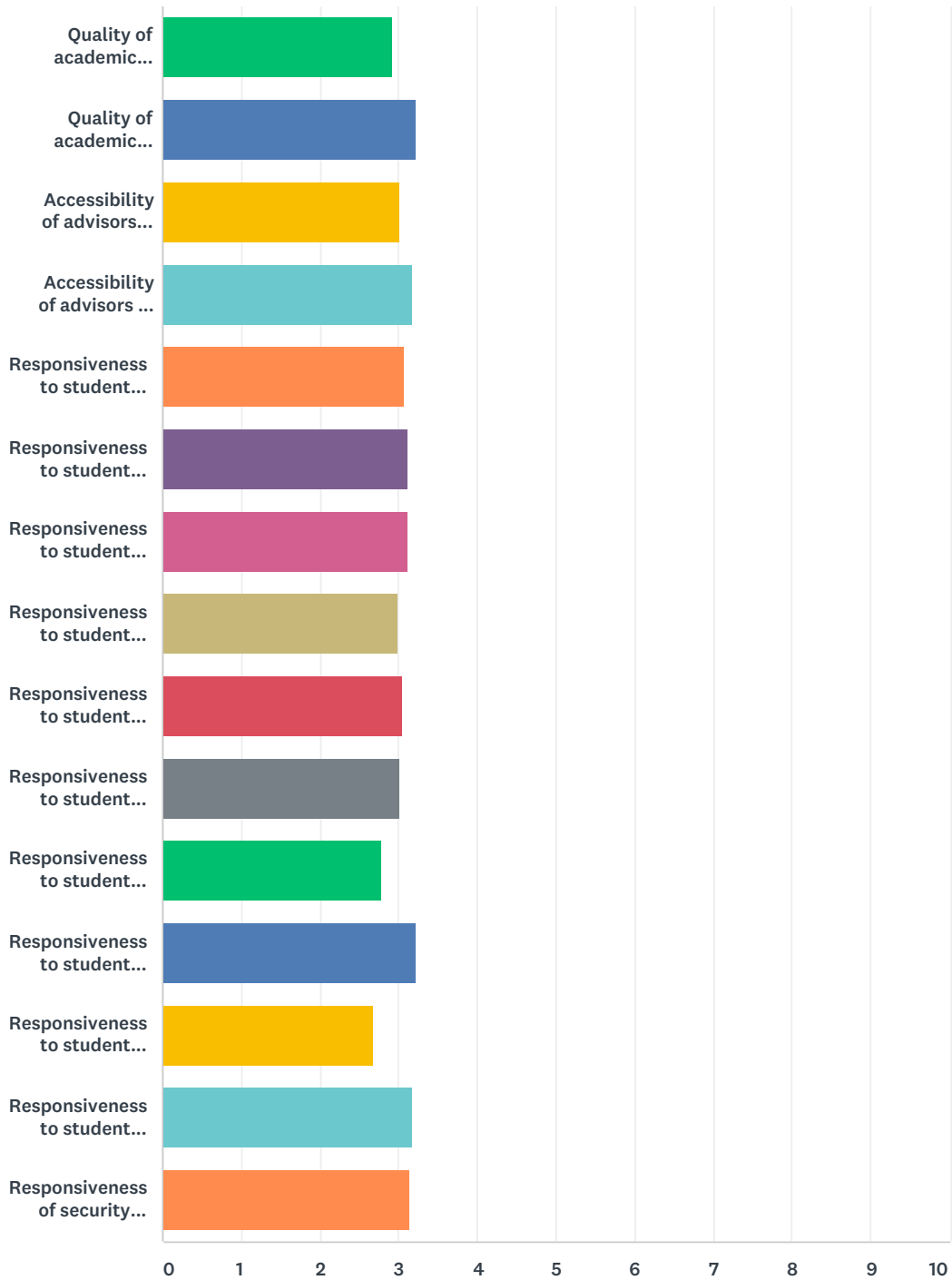
	VERY SATISFIED	SATISFIED	DISSATISFIED	VERY DISSATISFIED	NOT APPLICABLE	TOTAL	WEIGHTED AVERAGE
Admissions office	27.54% 19	62.32% 43	7.25% 5	2.90% 2	0.00% 0	69	3.14
Registrar's office	24.64% 17	53.62% 37	15.94% 11	4.35% 3	1.45% 1	69	3.00
Billing and payment services	14.49% 10	52.17% 36	17.39% 12	13.04% 9	2.90% 2	69	2.70
Advising	27.54% 19	43.48% 30	14.49% 10	10.14% 7	4.35% 3	69	2.92
Athletic programs	15.94% 11	40.58% 28	5.80% 4	2.90% 2	34.78% 24	69	3.07
Athletic facilities	10.14% 7	28.99% 20	11.59% 8	7.25% 5	42.03% 29	69	2.73
Bookstore hours	18.84% 13	53.62% 37	4.35% 3	2.90% 2	20.29% 14	69	3.11
Career counseling services	8.70% 6	49.28% 34	13.04% 9	5.80% 4	23.19% 16	69	2.79
Classroom facilities	18.84% 13	60.87% 42	11.59% 8	2.90% 2	5.80% 4	69	3.02
Information Technology (IT) services	18.84% 13	65.22% 45	4.35% 3	1.45% 1	10.14% 7	69	3.13
Computer labs	20.29% 14	60.87% 42	11.59% 8	1.45% 1	5.80% 4	69	3.06
Computer lab hours	23.19% 16	50.72% 35	13.04% 9	5.80% 4	7.25% 5	69	2.98
Counseling services	14.49% 10	42.03% 29	10.14% 7	4.35% 3	28.99% 20	69	2.94
Financial aid availability	17.39% 12	44.93% 31	15.94% 11	14.49% 10	7.25% 5	69	2.70
Financial aid services	17.39% 12	46.38% 32	13.04% 9	17.39% 12	5.80% 4	69	2.68

Spring 2018 Exit Clearance Survey

Food services	7.25% 5	21.74% 15	10.14% 7	31.88% 22	28.99% 20	69	2.06
Library holdings (books, journals, magazine, etc.)	26.09% 18	44.93% 31	10.14% 7	1.45% 1	17.39% 12	69	3.16
Library hours	28.99% 20	44.93% 31	13.04% 9	1.45% 1	11.59% 8	69	3.15
Quality of food	8.70% 6	23.19% 16	15.94% 11	26.09% 18	26.09% 18	69	2.20
Registrar's office	0.00% 0	0.00% 0	0.00% 0	0.00% 0	0.00% 0	0	0.00
Residence halls	5.80% 4	27.54% 19	18.84% 13	11.59% 8	36.23% 25	69	2.43
Student government	17.39% 12	50.72% 35	4.35% 3	2.90% 2	24.64% 17	69	3.10
Student activities	15.94% 11	46.38% 32	14.49% 10	5.80% 4	17.39% 12	69	2.88
Safety and security	27.54% 19	49.28% 34	11.59% 8	2.90% 2	8.70% 6	69	3.11

Q25 Indicate your level of satisfaction with the following aspects of your experience at Kentucky State University

Answered: 69 Skipped: 8



	VERY SATISFIED	SATISFIED	DISSATISFIED	VERY DISSATISFIED	NOT APPLICABLE	TOTAL	WEIGHTED AVERAGE
--	----------------	-----------	--------------	-------------------	----------------	-------	------------------

Spring 2018 Exit Clearance Survey

Quality of academic advising before you declared a major	17.39% 12	49.28% 34	8.70% 6	7.25% 5	17.39% 12	69	2.93
Quality of academic advising in your major	40.58% 28	43.48% 30	13.04% 9	2.90% 2	0.00% 0	69	3.22
Accessibility of advisors before you declared a major	24.64% 17	37.68% 26	11.59% 8	5.80% 4	20.29% 14	69	3.02
Accessibility of advisors in your major	37.68% 26	46.38% 32	8.70% 6	5.80% 4	1.45% 1	69	3.18
Responsiveness to student concerns by your Dean's office	27.54% 19	40.58% 28	13.04% 9	4.35% 3	14.49% 10	69	3.07
Responsiveness to student concerns by your departmental office	27.54% 19	50.72% 35	8.70% 6	4.35% 3	8.70% 6	69	3.11
Responsiveness to student concerns by the office of student affairs	24.64% 17	42.03% 29	13.04% 9	1.45% 1	18.84% 13	69	3.11
Responsiveness to student concerns by the provost's office	17.39% 12	46.38% 32	11.59% 8	2.90% 2	21.74% 15	69	3.00
Responsiveness to student concerns by the registrar's office	27.54% 19	47.83% 33	8.70% 6	7.25% 5	8.70% 6	69	3.05
Responsiveness to student concerns by the bursar's office	24.64% 17	50.72% 35	8.70% 6	7.25% 5	8.70% 6	69	3.02
Responsiveness to student concerns by the financial aid office	18.84% 13	47.83% 33	13.04% 9	13.04% 9	7.25% 5	69	2.78
Responsiveness to student concerns by the library staff	26.09% 18	52.17% 36	4.35% 3	1.45% 1	15.94% 11	69	3.22
Responsiveness to student concerns by the food service staff	14.49% 10	33.33% 23	13.04% 9	13.04% 9	26.09% 18	69	2.67
Responsiveness to student concerns by the security staff	23.19% 16	52.17% 36	5.80% 4	1.45% 1	17.39% 12	69	3.18
Responsiveness of security staff to emergency telephone calls	20.29% 14	44.93% 31	1.45% 1	4.35% 3	28.99% 20	69	3.14

Q26 If you could change two things about Kentucky State University, what would they be?

Answered: 61 Skipped: 16

ANSWER CHOICES	RESPONSES	
1.	100.00%	61
2.	88.52%	54

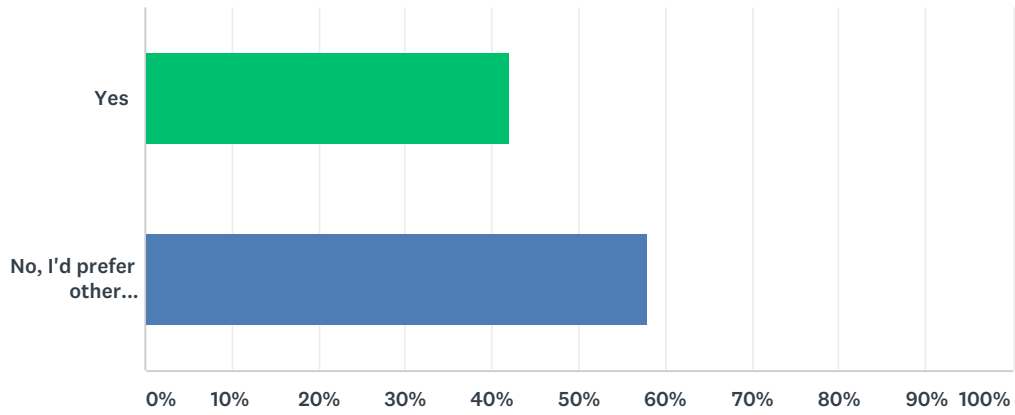
Q27 Identify two things about Kentucky State University that makes it unique compared to other colleges and universities

Answered: 58 Skipped: 19

ANSWER CHOICES	RESPONSES	
1.	100.00%	58
2.	87.93%	51

Q28 Would you continue your education at Kentucky State University?

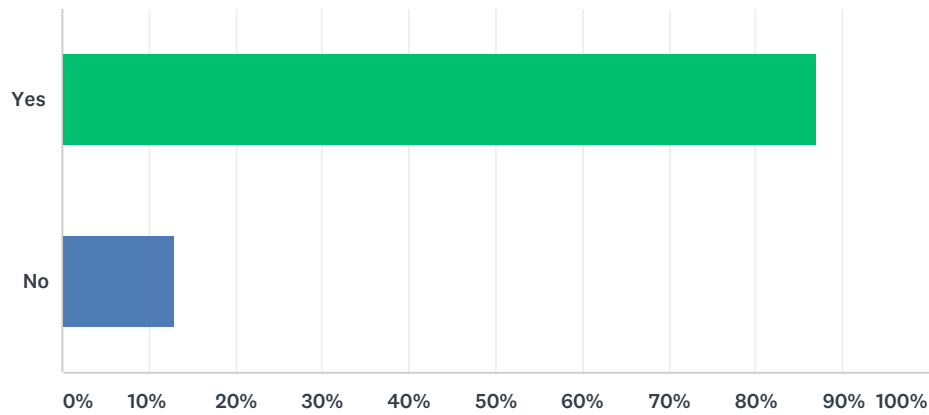
Answered: 69 Skipped: 8



ANSWER CHOICES	RESPONSES	
Yes	42.03%	29
No, I'd prefer other Institution	57.97%	40
TOTAL		69

Q29 Is Kentucky State University a good value for the education that student receive?

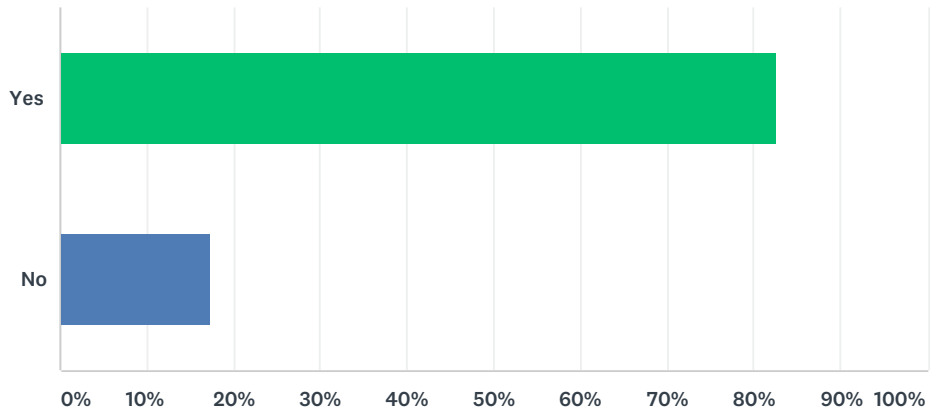
Answered: 69 Skipped: 8



ANSWER CHOICES	RESPONSES	
Yes	86.96%	60
No	13.04%	9
TOTAL		69

Q30 Will you recommend Kentucky State University to other students?

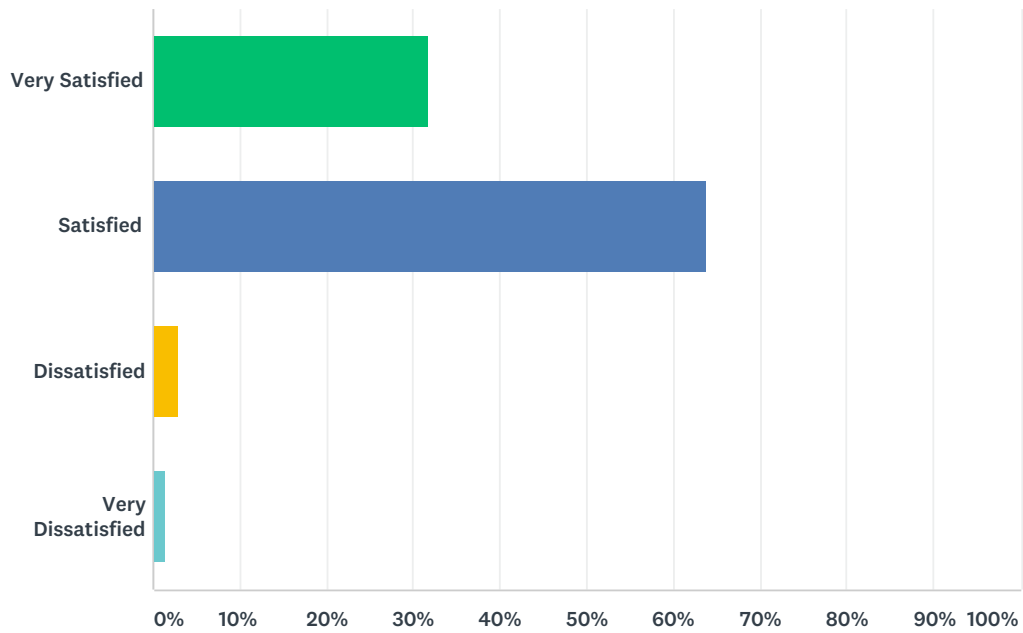
Answered: 69 Skipped: 8



ANSWER CHOICES	RESPONSES	
Yes	82.61%	57
No	17.39%	12
TOTAL		69

Q31 Overall, how satisfied have you been with your education at the Kentucky State University?

Answered: 69 Skipped: 8



ANSWER CHOICES	RESPONSES	
Very Satisfied	31.88%	22
Satisfied	63.77%	44
Dissatisfied	2.90%	2
Very Dissatisfied	1.45%	1
TOTAL		69

Q32 Please provide comments you think necessary to improve Kentucky State University in the future

Answered: 33 Skipped: 44