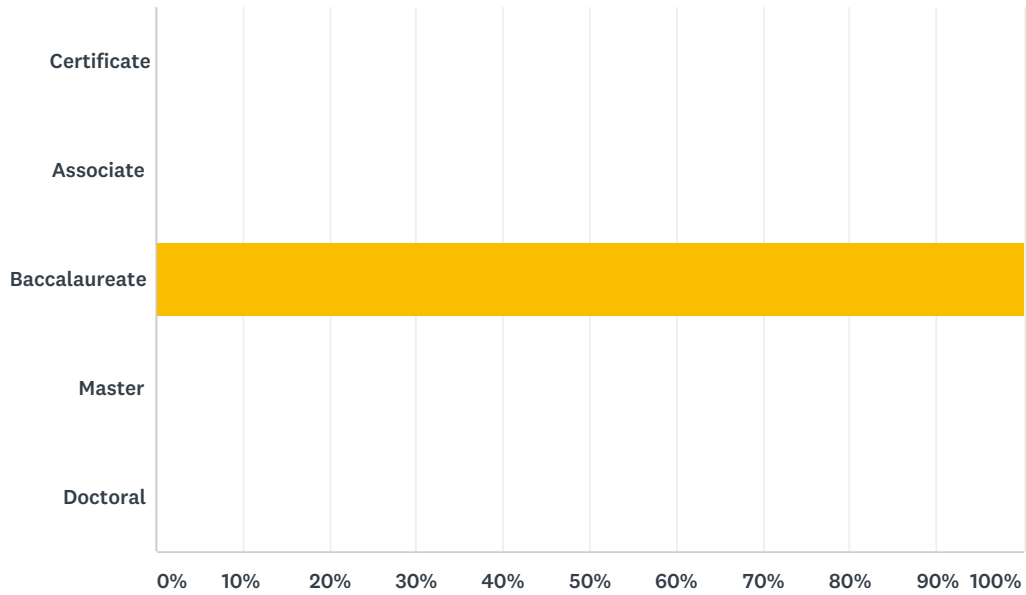


## Q2 What degree are you currently graduating at Kentucky State University?

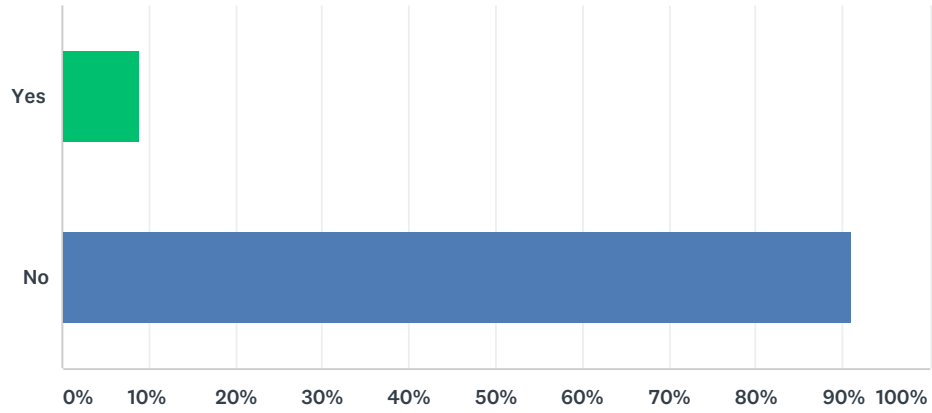
Answered: 22 Skipped: 0



ANSWER CHOICES	RESPONSES	
Certificate	0.00%	0
Associate	0.00%	0
Baccalaureate	100.00%	22
Master	0.00%	0
Doctoral	0.00%	0
Total Respondents: 22		

### Q3 Did either of your parents attend Kentucky State University?

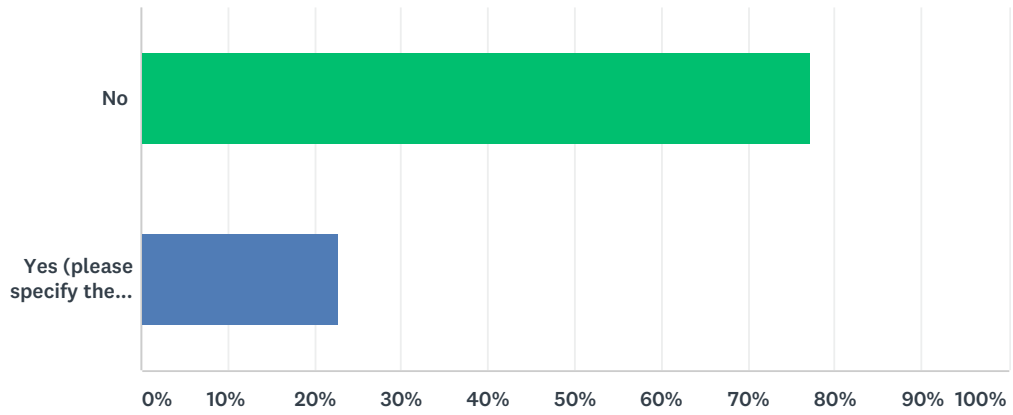
Answered: 22 Skipped: 0



ANSWER CHOICES	RESPONSES	
Yes	9.09%	2
No	90.91%	20
TOTAL		22

### Q4 Did any of your sibling or relatives attend Kentucky State University?

Answered: 22 Skipped: 0



ANSWER CHOICES	RESPONSES	
No	77.27%	17
Yes (please specify the name and your relationship)	22.73%	5
TOTAL		22

## Q5 Where will you live after graduation?

Answered: 22 Skipped: 0

ANSWER CHOICES	RESPONSES	
Address:	95.45%	21
City:	95.45%	21
State:	95.45%	21
Country (if non US):	45.45%	10
Phone Number:	63.64%	14
Cell Phone Number:	68.18%	15
Email:	100.00%	22

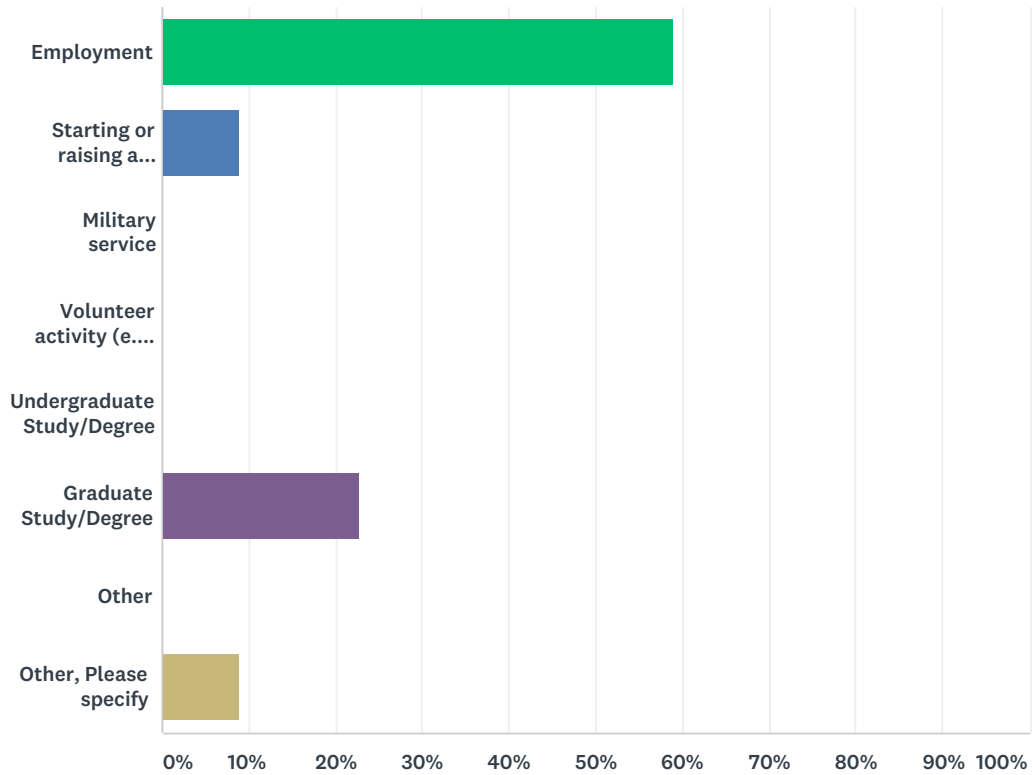
## Q6 While attending Kentucky State University, please indicate if you participated in the following:

Answered: 13 Skipped: 9

ANSWER CHOICES	RESPONSES	
Fraternity/Sorority - please indicate what organization:	69.23%	9
Intercollegiate Sport - please indicate what sport(s):	53.85%	7
Activity/Honors - please indicate what activities:	92.31%	12
Band/Choir - please indicate what instrument/vocal part:	53.85%	7

## Q7 What is MOST LIKELY to be your PRINCIPAL activity upon graduation?

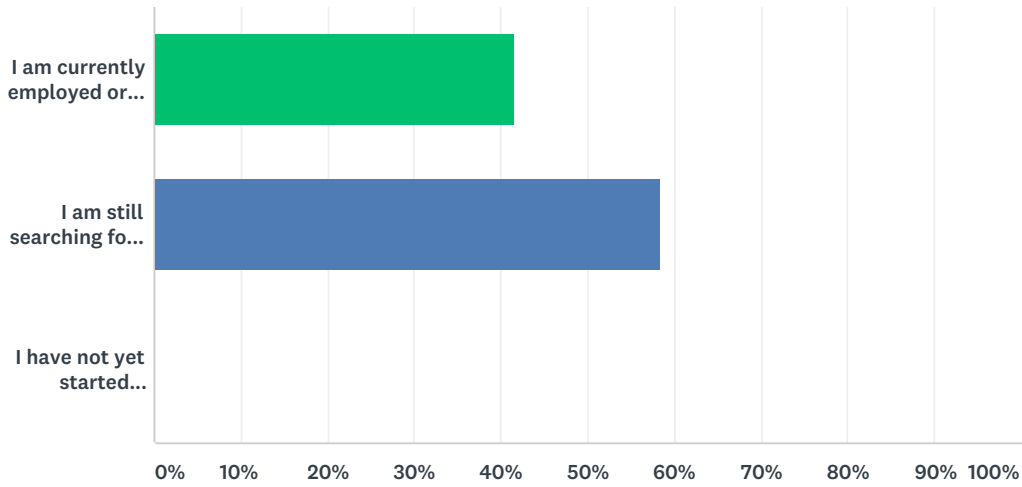
Answered: 22 Skipped: 0



ANSWER CHOICES	RESPONSES	
Employment	59.09%	13
Starting or raising a family	9.09%	2
Military service	0.00%	0
Volunteer activity (e.g., Peace Corps)	0.00%	0
Undergraduate Study/Degree	0.00%	0
Graduate Study/Degree	22.73%	5
Other	0.00%	0
Other, Please specify	9.09%	2
<b>TOTAL</b>		<b>22</b>

### Q8 Which of the following best describes the current state of your employment activity?

Answered: 12 Skipped: 10



ANSWER CHOICES	RESPONSES	
I am currently employed or have accepted a position	41.67%	5
I am still searching for a desired position	58.33%	7
I have not yet started searching for any position	0.00%	0
<b>TOTAL</b>		<b>12</b>

## Q9 What field of occupation is the employment you are seeking or your current employment?

Answered: 12 Skipped: 10



ANSWER CHOICES	RESPONSES	
Education	8.33%	1
Health/Medicine	16.67%	2
Law	0.00%	0
Information Technology	8.33%	1
Communication	0.00%	0
Entertainment	0.00%	0
Sport	16.67%	2

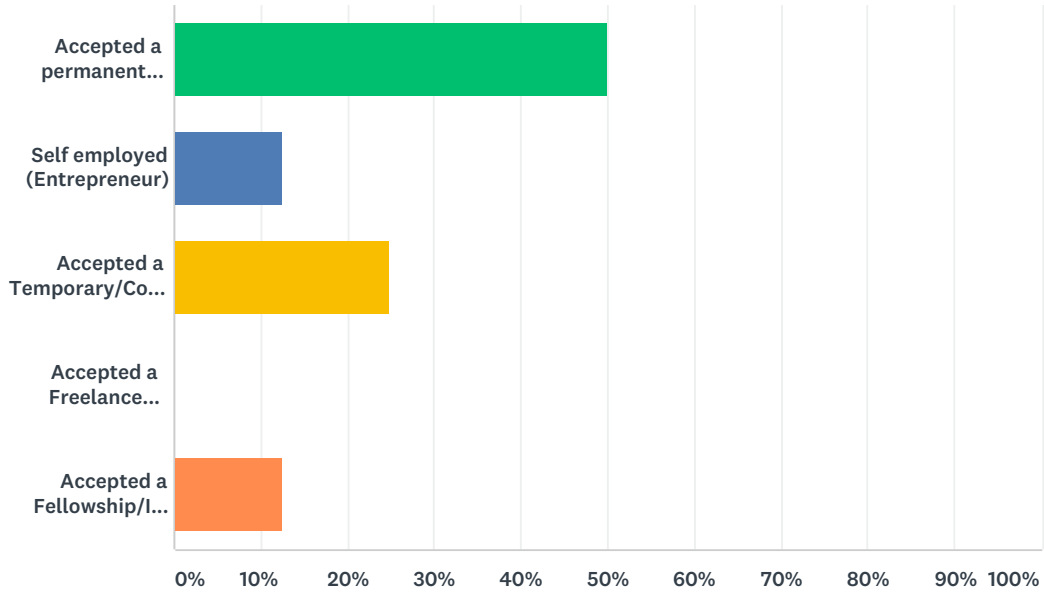


Fall 2018 Exit Clearance Survey

Fine/Performing Arts	8.33%	1
Business/Financial Services	25.00%	3
Government	0.00%	0
Sciences/Scientific Research	16.67%	2
Other (please specify)	0.00%	0
<b>TOTAL</b>		<b>12</b>

### Q10 If you are currently employed or have received a job offer, please provide your employment type

Answered: 8 Skipped: 14



ANSWER CHOICES	RESPONSES	
Accepted a permanent position	50.00%	4
Self employed (Entrepreneur)	12.50%	1
Accepted a Temporary/Contract position	25.00%	2
Accepted a Freelance position	0.00%	0
Accepted a Fellowship/Internship position	12.50%	1
<b>TOTAL</b>		<b>8</b>

# Q11 Please enter the location of your current employment or will be:

Answered: 9 Skipped: 13



Fall 2018 Exit Clearance Survey



## Fall 2018 Exit Clearance Survey



ANSWER CHOICES	RESPONSES	
Alabama	0.00%	0
Alaska	0.00%	0
Arizona	0.00%	0
Arkansas	0.00%	0
California	0.00%	0
Colorado	0.00%	0
Connecticut	0.00%	0
Delaware	0.00%	0
Florida	11.11%	1
Georgia	0.00%	0
Hawaii	0.00%	0
Idaho	0.00%	0

## Fall 2018 Exit Clearance Survey

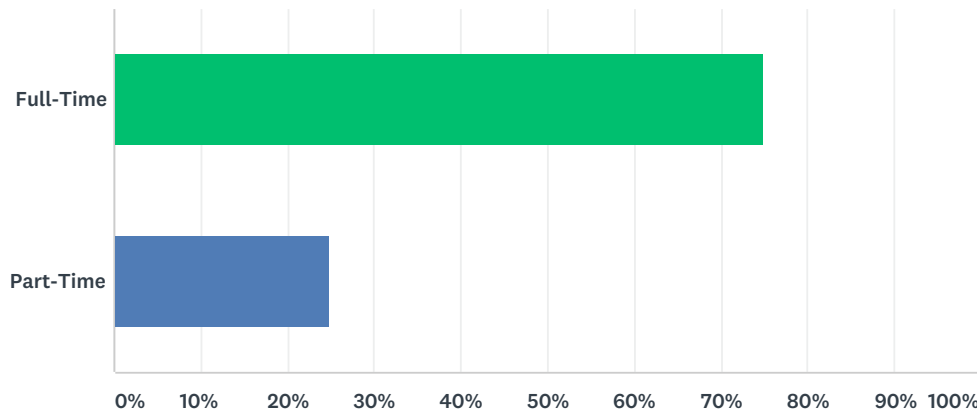
Illinois	0.00%	0
Indiana	11.11%	1
Iowa	0.00%	0
Kansas	0.00%	0
Kentucky	66.67%	6
Louisiana	0.00%	0
Maine	0.00%	0
Maryland	0.00%	0
Massachusetts	0.00%	0
Michigan	0.00%	0
Minnesota	0.00%	0
Mississippi	0.00%	0
Missouri	0.00%	0
Montana	0.00%	0
Nebraska	0.00%	0
Nevada	0.00%	0
New Hampshire	0.00%	0
New Jersey	0.00%	0
New Mexico	0.00%	0
New York	0.00%	0
North Carolina	0.00%	0
North Dakota	0.00%	0
Ohio	0.00%	0
Oklahoma	0.00%	0
Oregon	0.00%	0
Pennsylvania	11.11%	1
Rhode Island	0.00%	0
South Carolina	0.00%	0
South Dakota	0.00%	0
Tennessee	0.00%	0
Texas	0.00%	0
Utah	0.00%	0
Vermont	0.00%	0
Virginia	0.00%	0

Fall 2018 Exit Clearance Survey

Washington	0.00%	0
West Virginia	0.00%	0
Wisconsin	0.00%	0
Wyoming	0.00%	0
Foreign Country	0.00%	0
TOTAL		9

### Q12 If you are currently employed or have received a job offer, what is or will be your employment status?

Answered: 8 Skipped: 14



ANSWER CHOICES	RESPONSES	
Full-Time	75.00%	6
Part-Time	25.00%	2
TOTAL		8

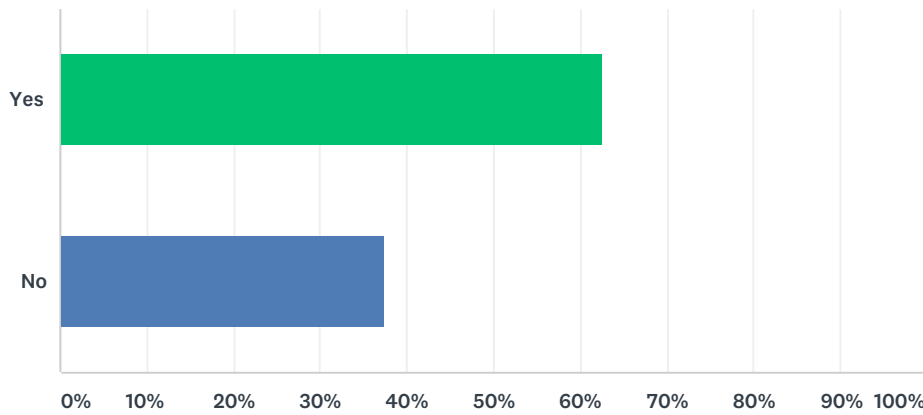


**Q13 If you are currently employed or have received a job offer, what is/will be your position title?**

Answered: 8 Skipped: 14

### Q14 If you are currently employed or have received a job offer, is it related to your major field of study?

Answered: 8 Skipped: 14



ANSWER CHOICES	RESPONSES	
Yes	62.50%	5
No	37.50%	3
TOTAL		8

**Q15 If you are currently employed or have received a job offer, what is the company's name?**

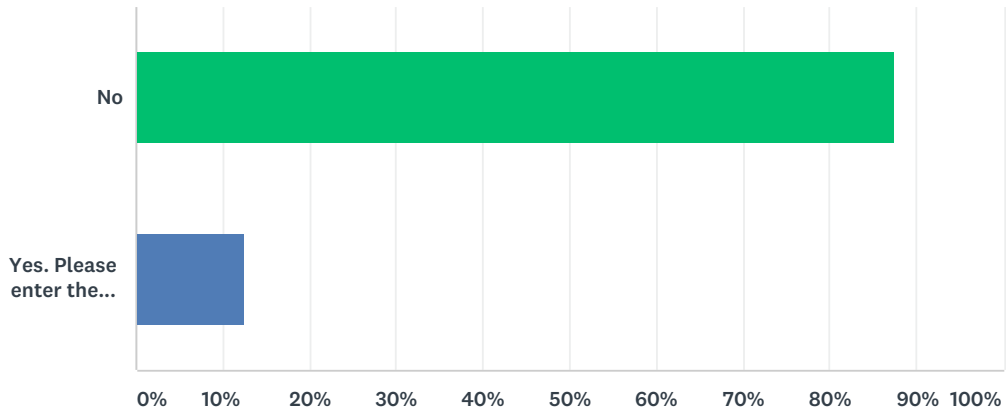
Answered: 8 Skipped: 14

**Q16 If you are currently employed or have received a job offer, what is or will be your annual salary (enter whole number, no decimal, comma, or dollar sign)?**

Answered: 7 Skipped: 15

### Q17 If you are currently employed or have received a job offer, did or will you accept a guaranteed bonus compensation?

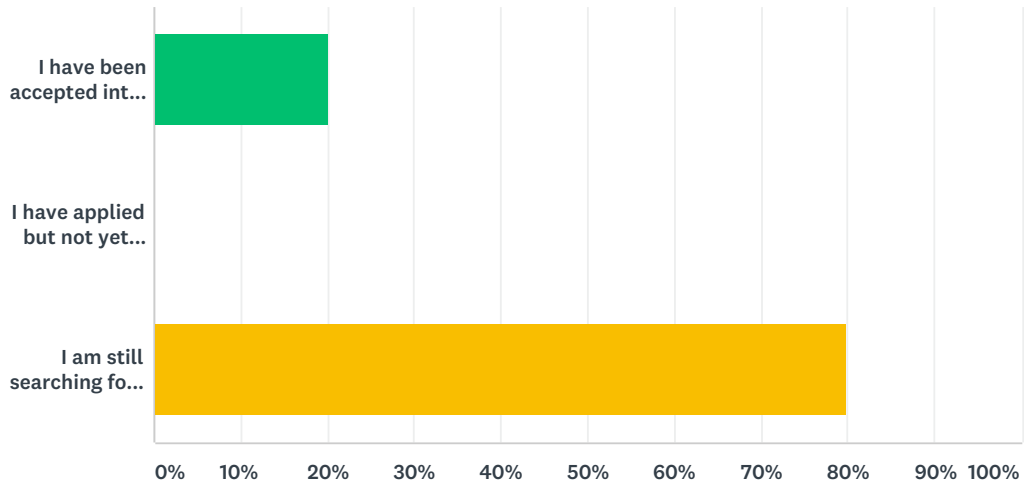
Answered: 8 Skipped: 14



ANSWER CHOICES	RESPONSES	
No	87.50%	7
Yes. Please enter the amount (whole number, no decimal, comma, or dollar sign):	12.50%	1
<b>TOTAL</b>		<b>8</b>

## Q18 Which of the following best describes the current state of your educational activity?

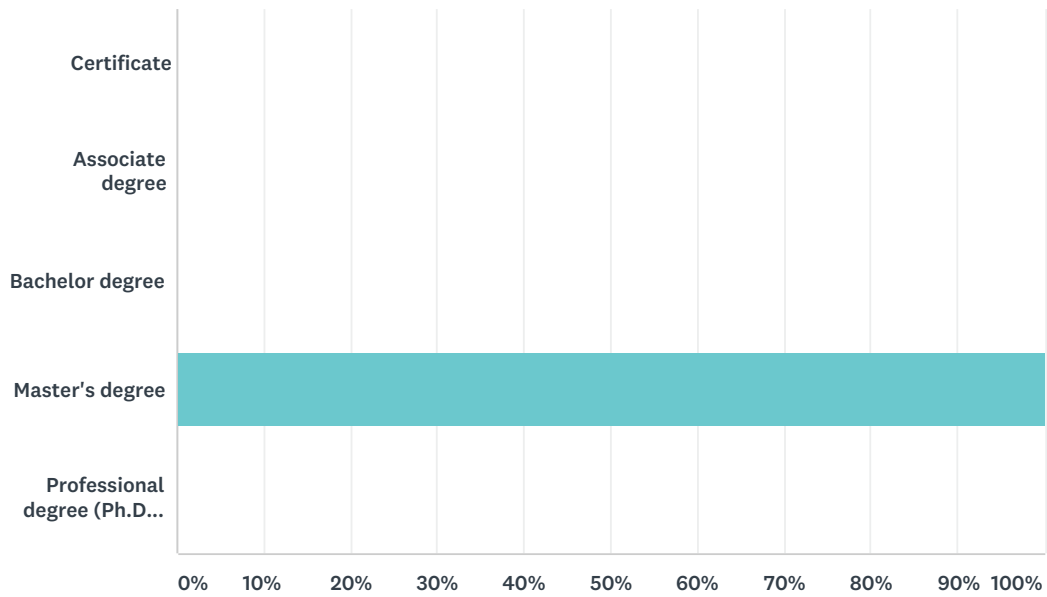
Answered: 5 Skipped: 17



ANSWER CHOICES	RESPONSES	
I have been accepted into one or more programs and will be attending school next semester	20.00%	1
I have applied but not yet accepted	0.00%	0
I am still searching for a school/program	80.00%	4
<b>TOTAL</b>		<b>5</b>

### Q19 Which degree(s) do you plan to pursue beginning in the next semester or two.

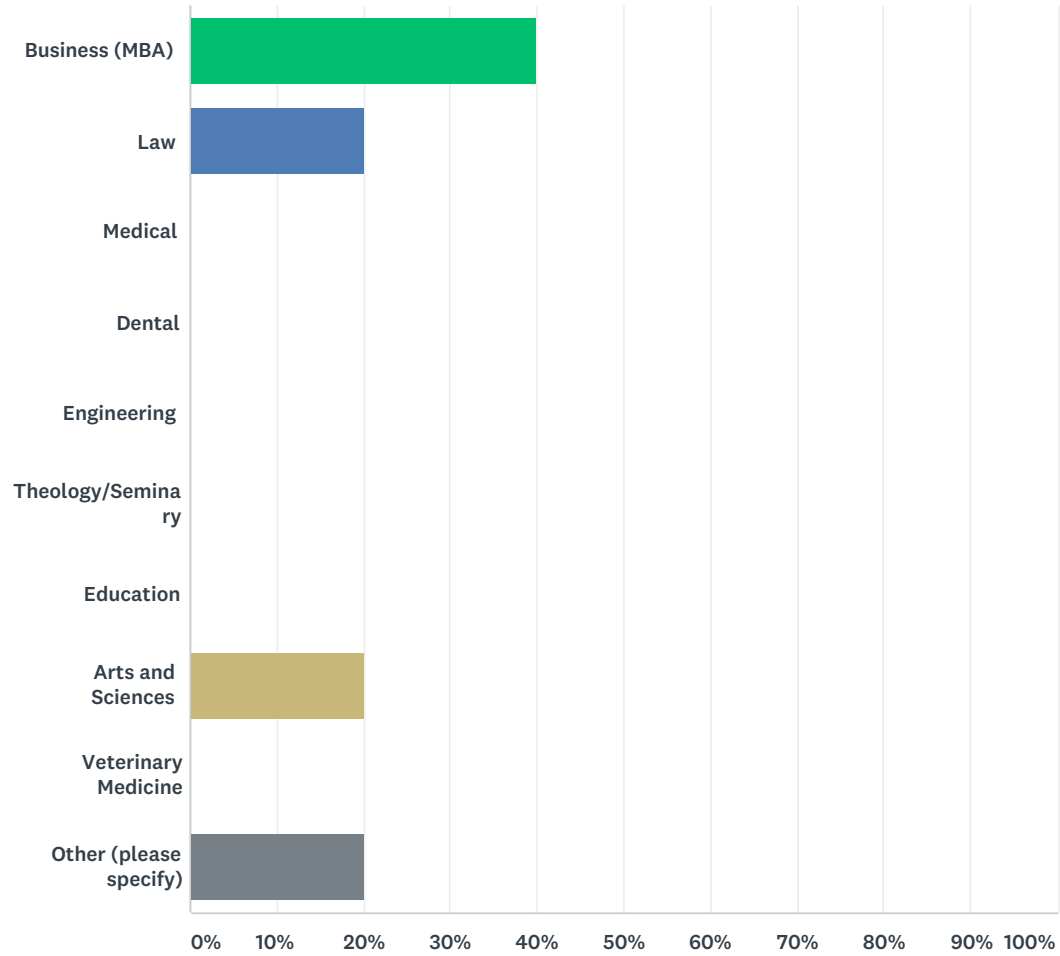
Answered: 5 Skipped: 17



ANSWER CHOICES	RESPONSES	
Certificate	0.00%	0
Associate degree	0.00%	0
Bachelor degree	0.00%	0
Master's degree	100.00%	5
Professional degree (Ph.D., Ed.D., MD, JD, etc.)	0.00%	0
Total Respondents: 5		

## Q20 What education field are you pursuing?

Answered: 5 Skipped: 17



ANSWER CHOICES	RESPONSES	
Business (MBA)	40.00%	2
Law	20.00%	1
Medical	0.00%	0
Dental	0.00%	0
Engineering	0.00%	0
Theology/Seminary	0.00%	0
Education	0.00%	0
Arts and Sciences	20.00%	1
Veterinary Medicine	0.00%	0
Other (please specify)	20.00%	1
<b>TOTAL</b>		<b>5</b>



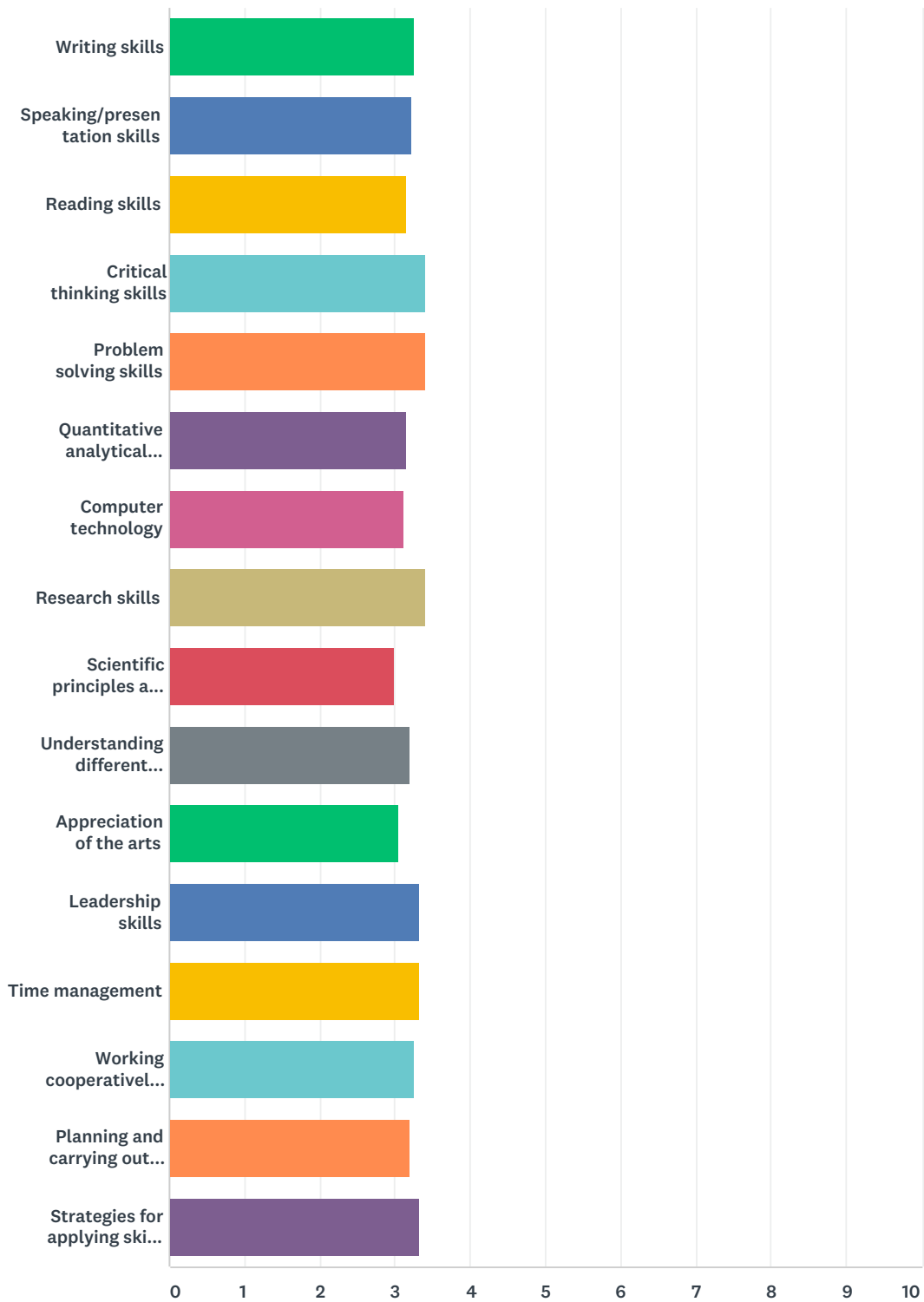
## Q21 Please enter the school name where you have been admitted or applying:

Answered: 4 Skipped: 18

ANSWER CHOICES	RESPONSES	
First school of choice:	100.00%	4
Second school of choice	75.00%	3
Third school of choice	75.00%	3

## Q22 Indicate how effective your education at Kentucky State University has been in helping you developed in the following:

Answered: 19 Skipped: 3



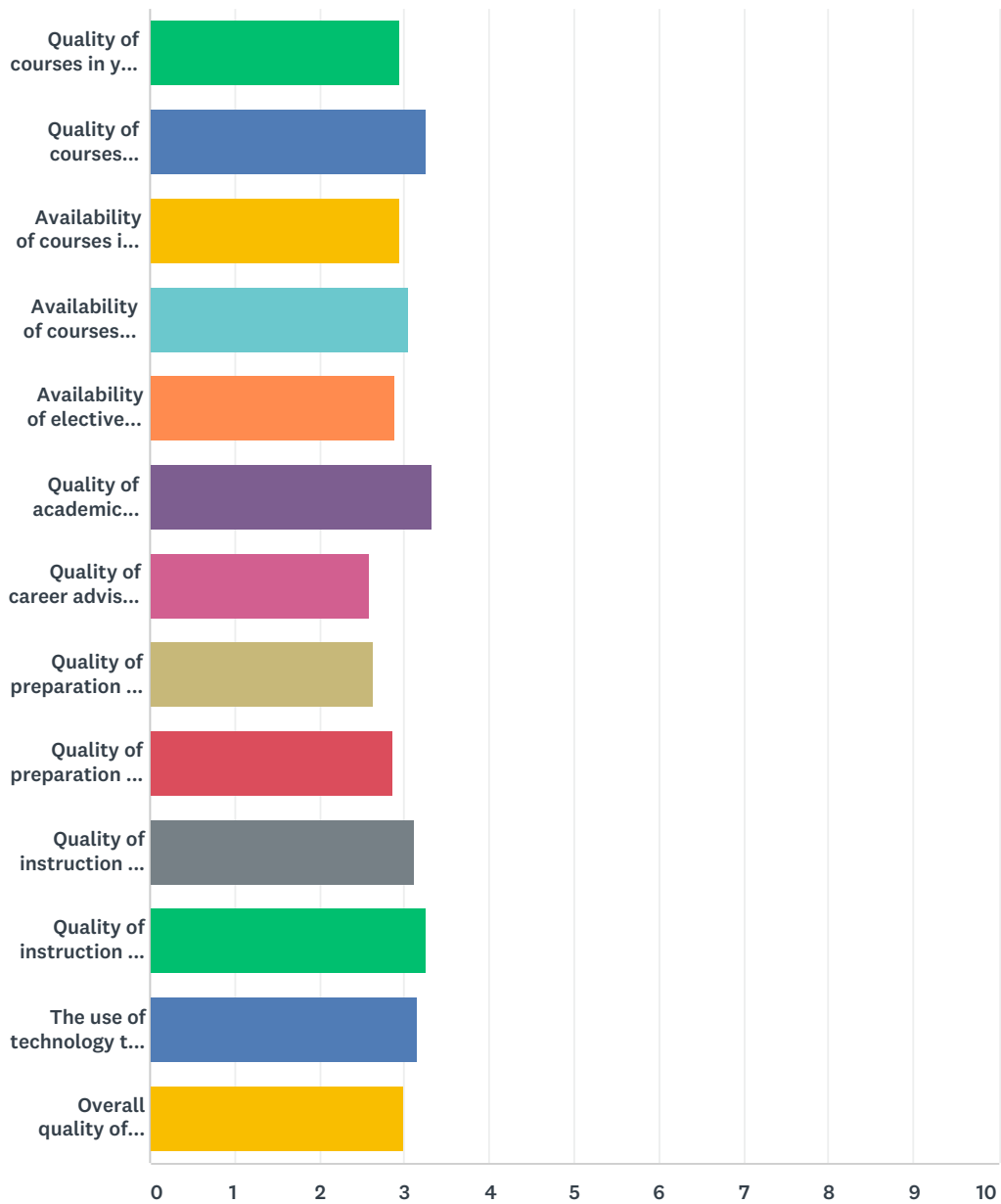
	VERY EFFECTIVE	EFFECTIVE	INEFFECTIVE	VERY INEFFECTIVE	TOTAL	WEIGHTED AVERAGE
--	----------------	-----------	-------------	------------------	-------	------------------

## Fall 2018 Exit Clearance Survey

Writing skills	26.32% 5	73.68% 14	0.00% 0	0.00% 0	19	3.26
Speaking/presentation skills	22.22% 4	77.78% 14	0.00% 0	0.00% 0	18	3.22
Reading skills	15.79% 3	84.21% 16	0.00% 0	0.00% 0	19	3.16
Critical thinking skills	42.11% 8	57.89% 11	0.00% 0	0.00% 0	19	3.42
Problem solving skills	42.11% 8	57.89% 11	0.00% 0	0.00% 0	19	3.42
Quantitative analytical skills	21.05% 4	73.68% 14	5.26% 1	0.00% 0	19	3.16
Computer technology	21.05% 4	68.42% 13	10.53% 2	0.00% 0	19	3.11
Research skills	42.11% 8	57.89% 11	0.00% 0	0.00% 0	19	3.42
Scientific principles and methods	21.05% 4	57.89% 11	21.05% 4	0.00% 0	19	3.00
Understanding different philosophies and cultures	26.32% 5	68.42% 13	5.26% 1	0.00% 0	19	3.21
Appreciation of the arts	15.79% 3	73.68% 14	10.53% 2	0.00% 0	19	3.05
Leadership skills	47.37% 9	42.11% 8	5.26% 1	5.26% 1	19	3.32
Time management	42.11% 8	47.37% 9	10.53% 2	0.00% 0	19	3.32
Working cooperatively in groups	31.58% 6	63.16% 12	5.26% 1	0.00% 0	19	3.26
Planning and carrying out projects	21.05% 4	78.95% 15	0.00% 0	0.00% 0	19	3.21
Strategies for applying skills in my field	31.58% 6	68.42% 13	0.00% 0	0.00% 0	19	3.32

## Q23 Indicate your level of satisfaction with the following aspects of your education at Kentucky State University

Answered: 19 Skipped: 3



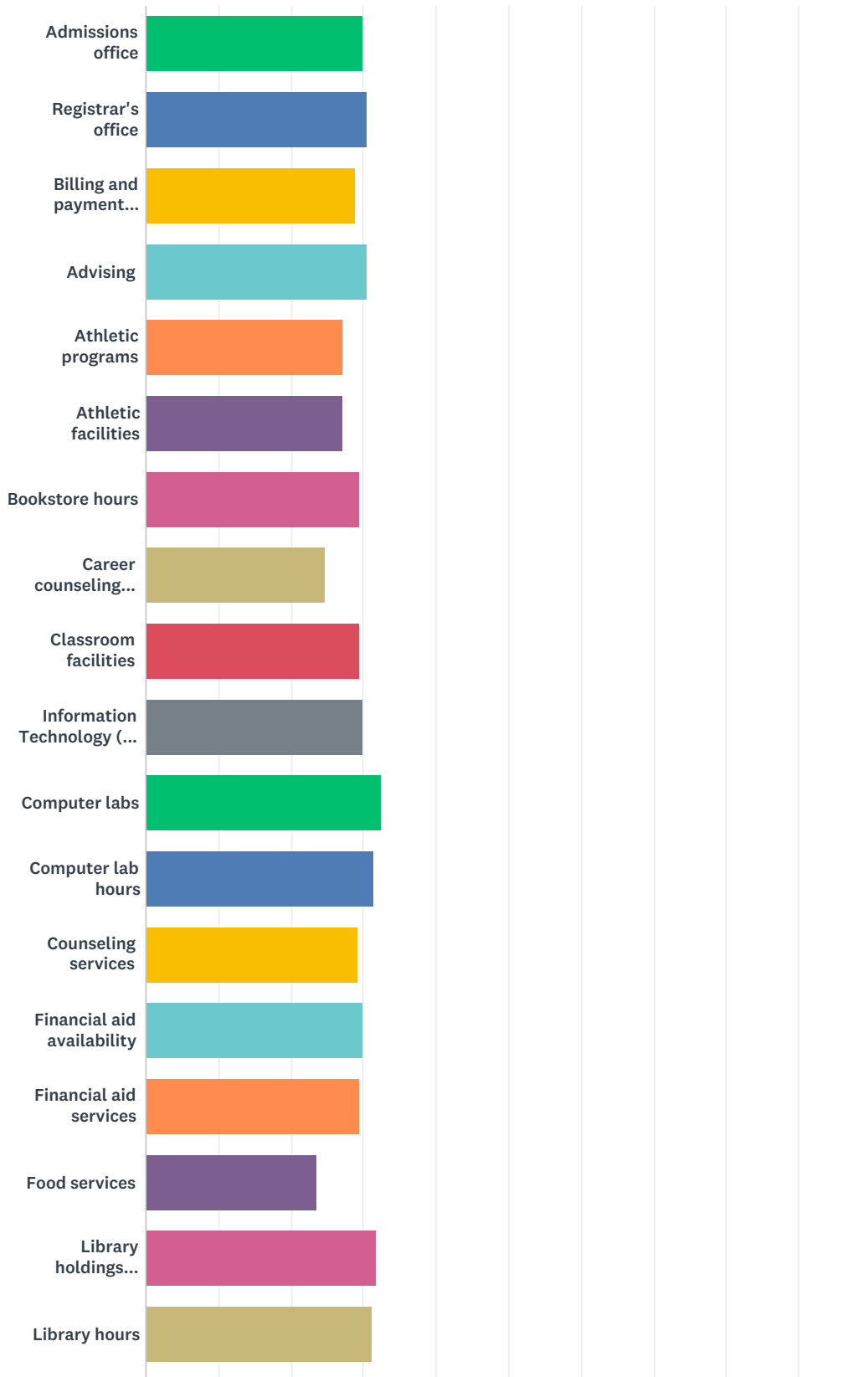
	VERY SATISFIED	SATISFIED	DISSATISFIED	VERY DISSATISFIED	NOT APPLICABLE	TOTAL	WEIGHTED AVERAGE
Quality of courses in your Liberal Studies requirements	5.26% 1	78.95% 15	10.53% 2	0.00% 0	5.26% 1	19	2.94
Quality of courses required by your major	26.32% 5	73.68% 14	0.00% 0	0.00% 0	0.00% 0	19	3.26
Availability of courses in your Liberal Studies requirements	21.05% 4	52.63% 10	15.79% 3	5.26% 1	5.26% 1	19	2.94

## Fall 2018 Exit Clearance Survey

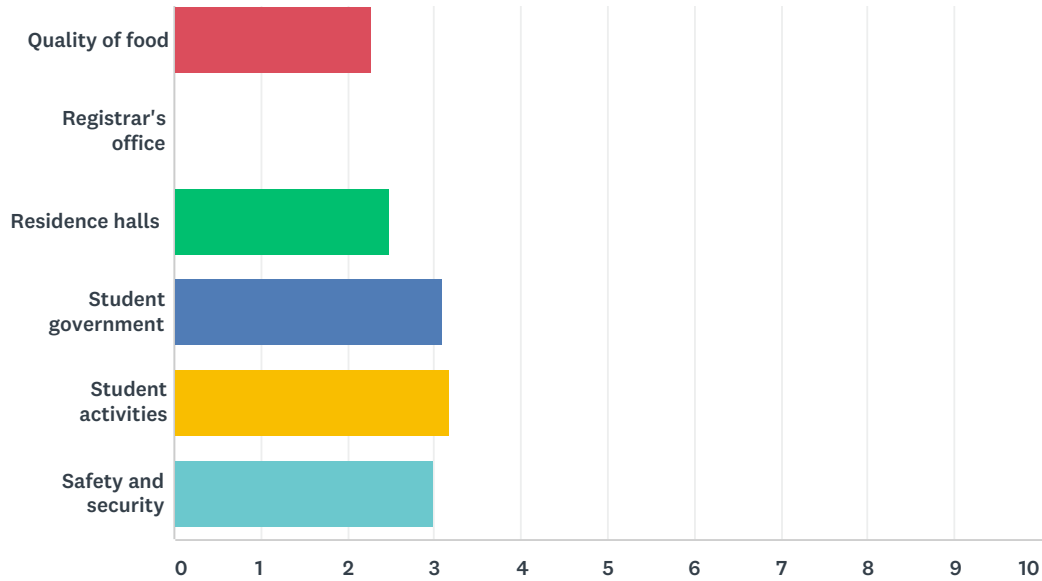
Availability of courses required by your major	21.05% 4	63.16% 12	5.26% 1	5.26% 1	5.26% 1	19	3.06
Availability of elective courses	10.53% 2	68.42% 13	21.05% 4	0.00% 0	0.00% 0	19	2.89
Quality of academic advising by faculty/advisor	36.84% 7	57.89% 11	5.26% 1	0.00% 0	0.00% 0	19	3.32
Quality of career advising by the career services office	10.53% 2	42.11% 8	10.53% 2	15.79% 3	21.05% 4	19	2.60
Quality of preparation for employment	10.53% 2	47.37% 9	10.53% 2	15.79% 3	15.79% 3	19	2.63
Quality of preparation for graduate or professional school	10.53% 2	52.63% 10	10.53% 2	5.26% 1	21.05% 4	19	2.87
Quality of instruction by faculty in your Liberal Studies requirement courses	10.53% 2	89.47% 17	0.00% 0	0.00% 0	0.00% 0	19	3.11
Quality of instruction by faculty in your major	26.32% 5	73.68% 14	0.00% 0	0.00% 0	0.00% 0	19	3.26
The use of technology to enhance learning experience	15.79% 3	84.21% 16	0.00% 0	0.00% 0	0.00% 0	19	3.16
Overall quality of academic at Kentucky State University	10.53% 2	78.95% 15	10.53% 2	0.00% 0	0.00% 0	19	3.00

## Q24 Indicate your level of satisfaction with the following programs and services at Kentucky State University

Answered: 19 Skipped: 3



## Fall 2018 Exit Clearance Survey



	VERY SATISFIED	SATISFIED	DISSATISFIED	VERY DISSATISFIED	NOT APPLICABLE	TOTAL	WEIGHTED AVERAGE
Admissions office	10.53% 2	78.95% 15	10.53% 2	0.00% 0	0.00% 0	19	3.00
Registrar's office	26.32% 5	57.89% 11	10.53% 2	5.26% 1	0.00% 0	19	3.05
Billing and payment services	10.53% 2	73.68% 14	10.53% 2	5.26% 1	0.00% 0	19	2.89
Advising	10.53% 2	84.21% 16	5.26% 1	0.00% 0	0.00% 0	19	3.05
Athletic programs	0.00% 0	47.37% 9	5.26% 1	5.26% 1	42.11% 8	19	2.73
Athletic facilities	0.00% 0	47.37% 9	5.26% 1	5.26% 1	42.11% 8	19	2.73
Bookstore hours	5.26% 1	73.68% 14	10.53% 2	0.00% 0	10.53% 2	19	2.94
Career counseling services	5.26% 1	36.84% 7	10.53% 2	15.79% 3	31.58% 6	19	2.46
Classroom facilities	10.53% 2	73.68% 14	5.26% 1	5.26% 1	5.26% 1	19	2.94
Information Technology (IT) services	5.26% 1	84.21% 16	5.26% 1	0.00% 0	5.26% 1	19	3.00
Computer labs	21.05% 4	63.16% 12	0.00% 0	0.00% 0	15.79% 3	19	3.25
Computer lab hours	15.79% 3	63.16% 12	5.26% 1	0.00% 0	15.79% 3	19	3.13
Counseling services	5.26% 1	57.89% 11	10.53% 2	0.00% 0	26.32% 5	19	2.93
Financial aid availability	21.05% 4	52.63% 10	10.53% 2	5.26% 1	10.53% 2	19	3.00
Financial aid services	15.79% 3	63.16% 12	10.53% 2	5.26% 1	5.26% 1	19	2.94

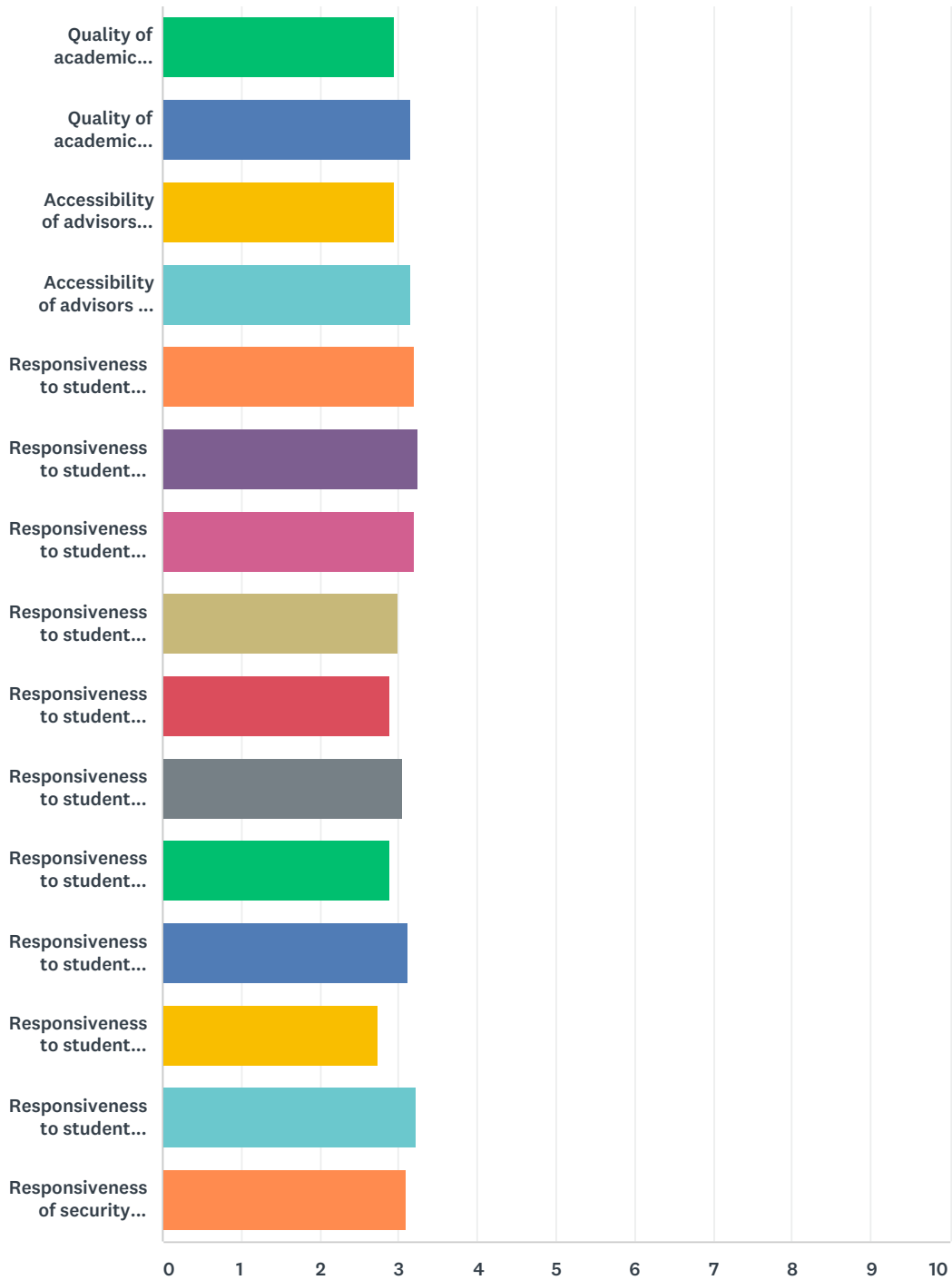
## Fall 2018 Exit Clearance Survey

Food services	0.00% 0	42.11% 8	15.79% 3	15.79% 3	26.32% 5	19	2.36
Library holdings (books, journals, magazine, etc.)	21.05% 4	63.16% 12	5.26% 1	0.00% 0	10.53% 2	19	3.18
Library hours	15.79% 3	68.42% 13	5.26% 1	0.00% 0	10.53% 2	19	3.12
Quality of food	0.00% 0	42.11% 8	15.79% 3	21.05% 4	21.05% 4	19	2.27
Registrar's office	0.00% 0	0.00% 0	0.00% 0	0.00% 0	0.00% 0	0	0.00
Residence halls	5.26% 1	31.58% 6	15.79% 3	10.53% 2	36.84% 7	19	2.50
Student government	10.53% 2	42.11% 8	5.26% 1	0.00% 0	42.11% 8	19	3.09
Student activities	10.53% 2	47.37% 9	0.00% 0	0.00% 0	42.11% 8	19	3.18
Safety and security	15.79% 3	68.42% 13	15.79% 3	0.00% 0	0.00% 0	19	3.00



## Q25 Indicate your level of satisfaction with the following aspects of your experience at Kentucky State University

Answered: 19 Skipped: 3



	VERY SATISFIED	SATISFIED	DISSATISFIED	VERY DISSATISFIED	NOT APPLICABLE	TOTAL	WEIGHTED AVERAGE
--	----------------	-----------	--------------	-------------------	----------------	-------	------------------

## Fall 2018 Exit Clearance Survey

Quality of academic advising before you declared a major	10.53% 2	73.68% 14	5.26% 1	5.26% 1	5.26% 1	19	2.94
Quality of academic advising in your major	21.05% 4	73.68% 14	5.26% 1	0.00% 0	0.00% 0	19	3.16
Accessibility of advisors before you declared a major	10.53% 2	73.68% 14	5.26% 1	5.26% 1	5.26% 1	19	2.94
Accessibility of advisors in your major	21.05% 4	73.68% 14	5.26% 1	0.00% 0	0.00% 0	19	3.16
Responsiveness to student concerns by your Dean's office	21.05% 4	52.63% 10	5.26% 1	0.00% 0	21.05% 4	19	3.20
Responsiveness to student concerns by your departmental office	21.05% 4	68.42% 13	0.00% 0	0.00% 0	10.53% 2	19	3.24
Responsiveness to student concerns by the office of student affairs	15.79% 3	63.16% 12	0.00% 0	0.00% 0	21.05% 4	19	3.20
Responsiveness to student concerns by the provost's office	10.53% 2	57.89% 11	0.00% 0	5.26% 1	26.32% 5	19	3.00
Responsiveness to student concerns by the registrar's office	10.53% 2	68.42% 13	21.05% 4	0.00% 0	0.00% 0	19	2.89
Responsiveness to student concerns by the bursar's office	15.79% 3	73.68% 14	10.53% 2	0.00% 0	0.00% 0	19	3.05
Responsiveness to student concerns by the financial aid office	10.53% 2	68.42% 13	10.53% 2	5.26% 1	5.26% 1	19	2.89
Responsiveness to student concerns by the library staff	10.53% 2	78.95% 15	0.00% 0	0.00% 0	10.53% 2	19	3.12
Responsiveness to student concerns by the food service staff	10.53% 2	36.84% 7	5.26% 1	10.53% 2	36.84% 7	19	2.75
Responsiveness to student concerns by the security staff	15.79% 3	52.63% 10	0.00% 0	0.00% 0	31.58% 6	19	3.23
Responsiveness of security staff to emergency telephone calls	5.26% 1	52.63% 10	0.00% 0	0.00% 0	42.11% 8	19	3.09

## Q26 If you could change two things about Kentucky State University, what would they be?

Answered: 13 Skipped: 9

ANSWER CHOICES	RESPONSES	
1.	100.00%	13
2.	100.00%	13

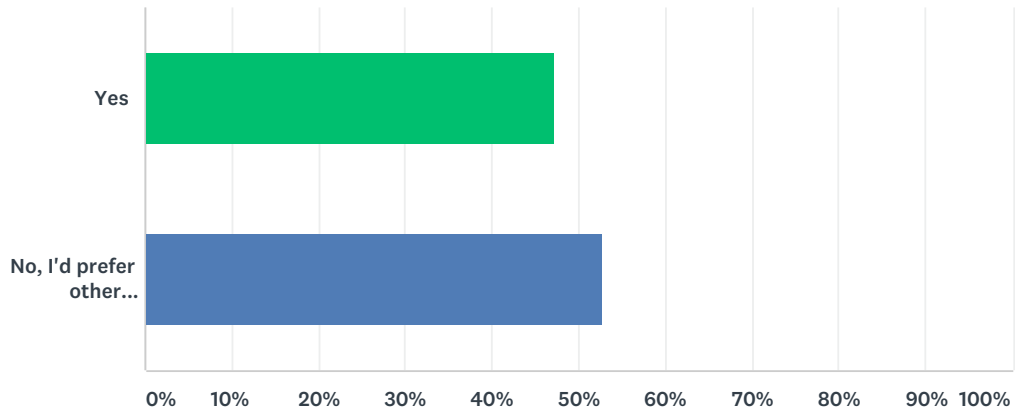
## Q27 Identify two things about Kentucky State University that makes it unique compared to other colleges and universities

Answered: 13 Skipped: 9

ANSWER CHOICES	RESPONSES	
1.	100.00%	13
2.	76.92%	10

## Q28 Would you continue your education at Kentucky State University?

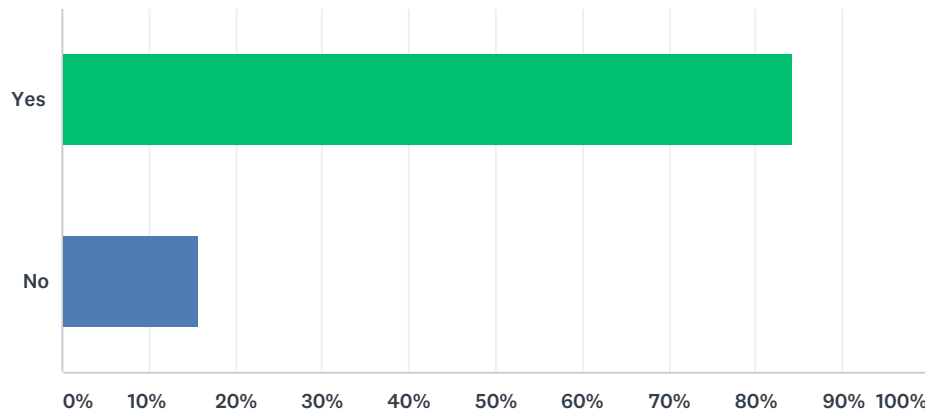
Answered: 19 Skipped: 3



ANSWER CHOICES	RESPONSES	
Yes	47.37%	9
No, I'd prefer other Institution	52.63%	10
TOTAL		19

## Q29 Is Kentucky State University a good value for the education that student receive?

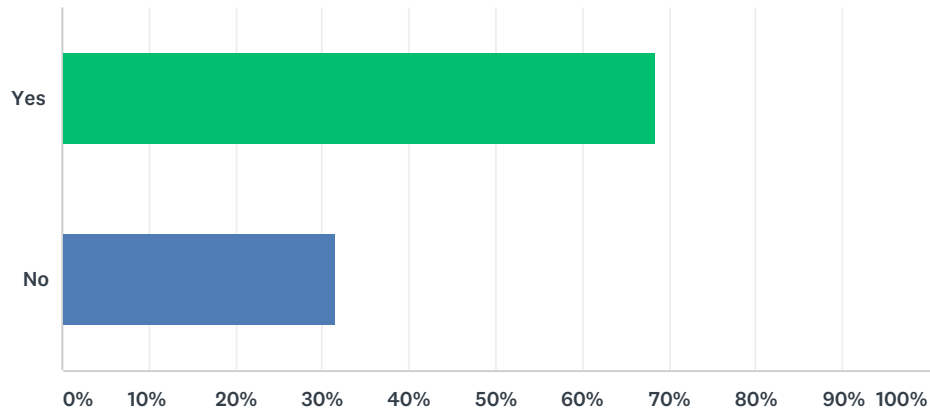
Answered: 19 Skipped: 3



ANSWER CHOICES	RESPONSES	
Yes	84.21%	16
No	15.79%	3
TOTAL		19

### Q30 Will you recommend Kentucky State University to other students?

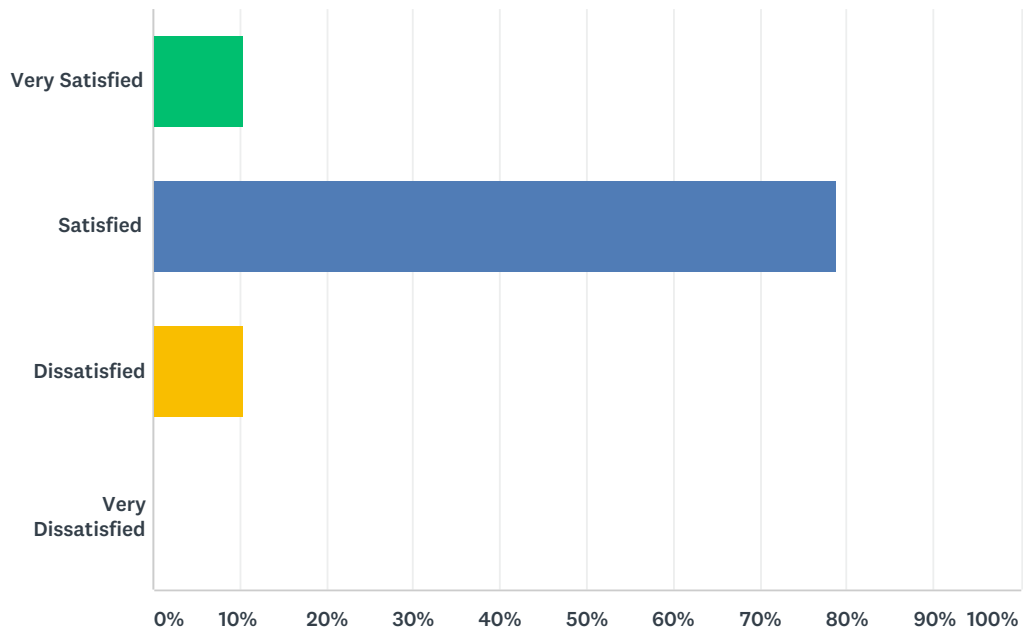
Answered: 19 Skipped: 3



ANSWER CHOICES	RESPONSES	
Yes	68.42%	13
No	31.58%	6
TOTAL		19

## Q31 Overall, how satisfied have you been with your education at the Kentucky State University?

Answered: 19 Skipped: 3



ANSWER CHOICES	RESPONSES	
Very Satisfied	10.53%	2
Satisfied	78.95%	15
Dissatisfied	10.53%	2
Very Dissatisfied	0.00%	0
<b>TOTAL</b>		<b>19</b>



**Q32 Please provide comments you think necessary to improve Kentucky State University in the future**

Answered: 9 Skipped: 13