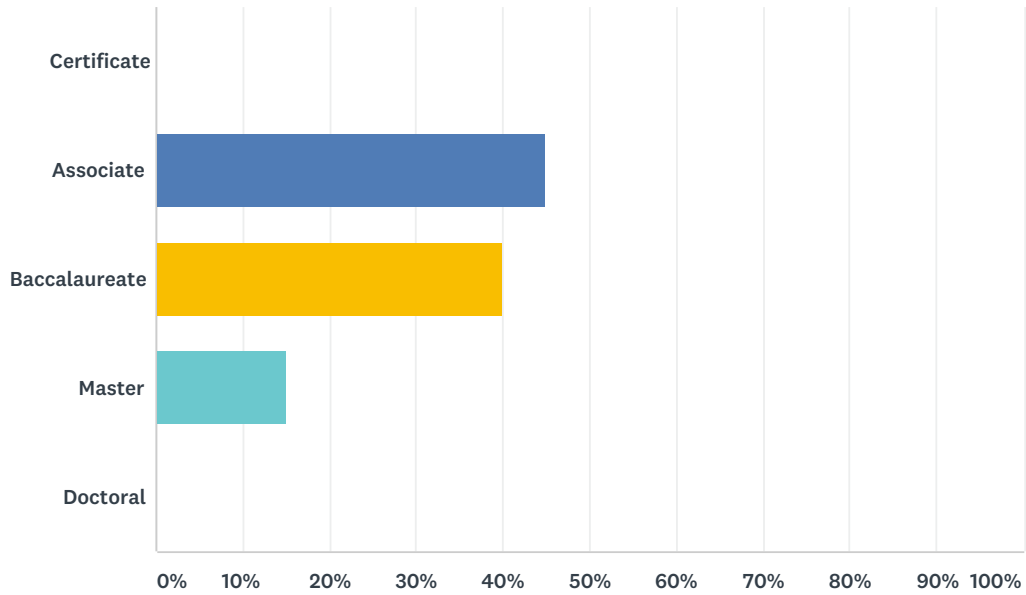


## Q2 What degree are you currently graduating at Kentucky State University?

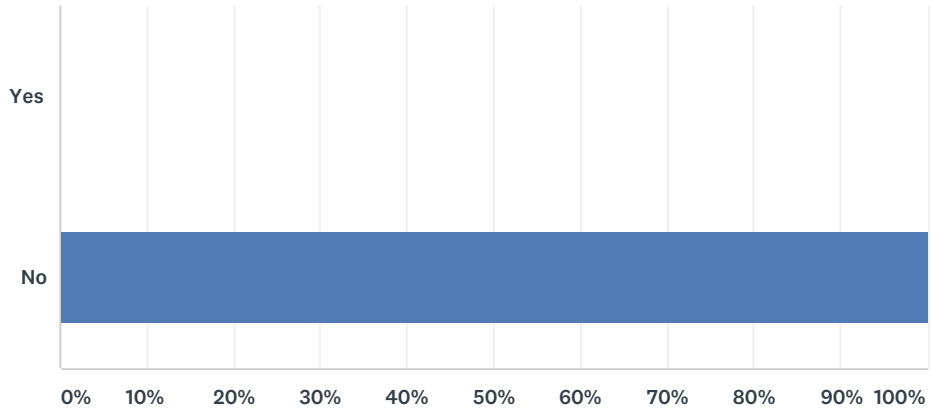
Answered: 20 Skipped: 0



ANSWER CHOICES	RESPONSES
Certificate	0.00% 0
Associate	45.00% 9
Baccalaureate	40.00% 8
Master	15.00% 3
Doctoral	0.00% 0
Total Respondents: 20	

### Q3 Did either of your parents attend Kentucky State University?

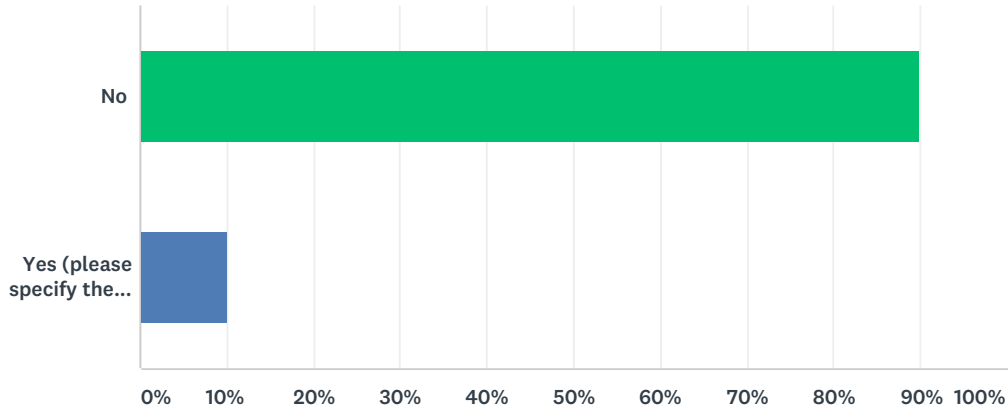
Answered: 20 Skipped: 0



ANSWER CHOICES	RESPONSES	
Yes	0.00%	0
No	100.00%	20
TOTAL		20

### Q4 Did any of your sibling or relatives attend Kentucky State University?

Answered: 20 Skipped: 0



ANSWER CHOICES	RESPONSES	
No	90.00%	18
Yes (please specify the name and your relationship)	10.00%	2
TOTAL		20

## Q5 Where will you live after graduation?

Answered: 20 Skipped: 0

ANSWER CHOICES	RESPONSES	
Address:	100.00%	20
City:	100.00%	20
State:	100.00%	20
Country (if non US):	20.00%	4
Phone Number:	75.00%	15
Cell Phone Number:	70.00%	14
Email:	100.00%	20

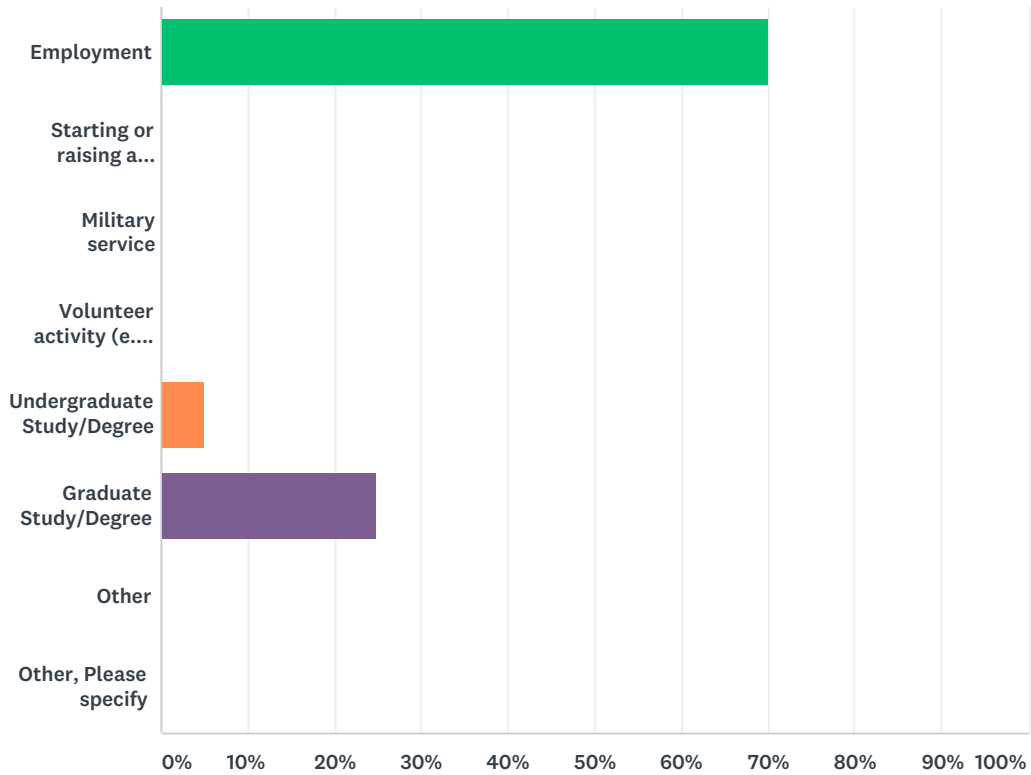
## Q6 While attending Kentucky State University, please indicate if you participated in the following:

Answered: 5 Skipped: 15

ANSWER CHOICES	RESPONSES	
Fraternity/Sorority - please indicate what organization:	40.00%	2
Intercollegiate Sport - please indicate what sport(s):	20.00%	1
Activity/Honors - please indicate what activities:	40.00%	2
Band/Choir - please indicate what instrument/vocal part:	0.00%	0

## Q7 What is MOST LIKELY to be your PRINCIPAL activity upon graduation?

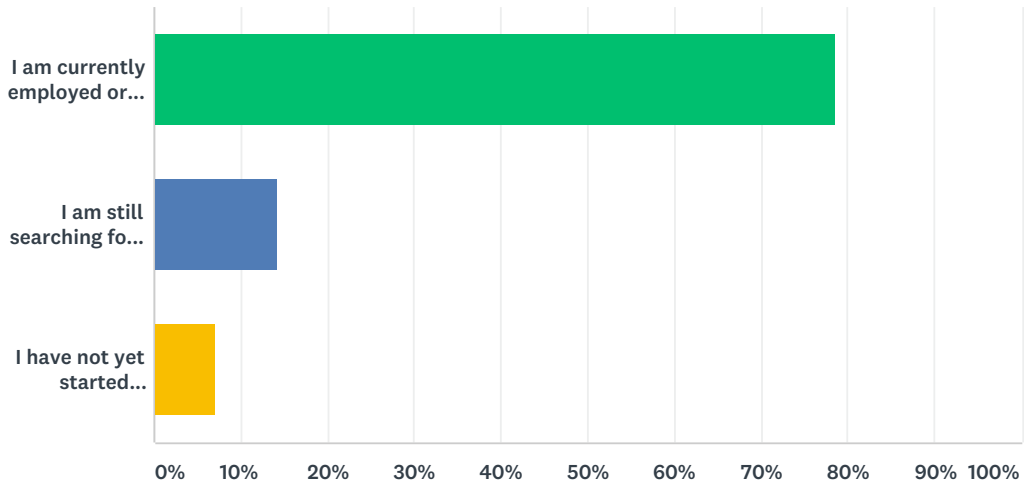
Answered: 20 Skipped: 0



ANSWER CHOICES	RESPONSES	
Employment	70.00%	14
Starting or raising a family	0.00%	0
Military service	0.00%	0
Volunteer activity (e.g., Peace Corps)	0.00%	0
Undergraduate Study/Degree	5.00%	1
Graduate Study/Degree	25.00%	5
Other	0.00%	0
Other, Please specify	0.00%	0
<b>TOTAL</b>		<b>20</b>

## Q8 Which of the following best describes the current state of your employment activity?

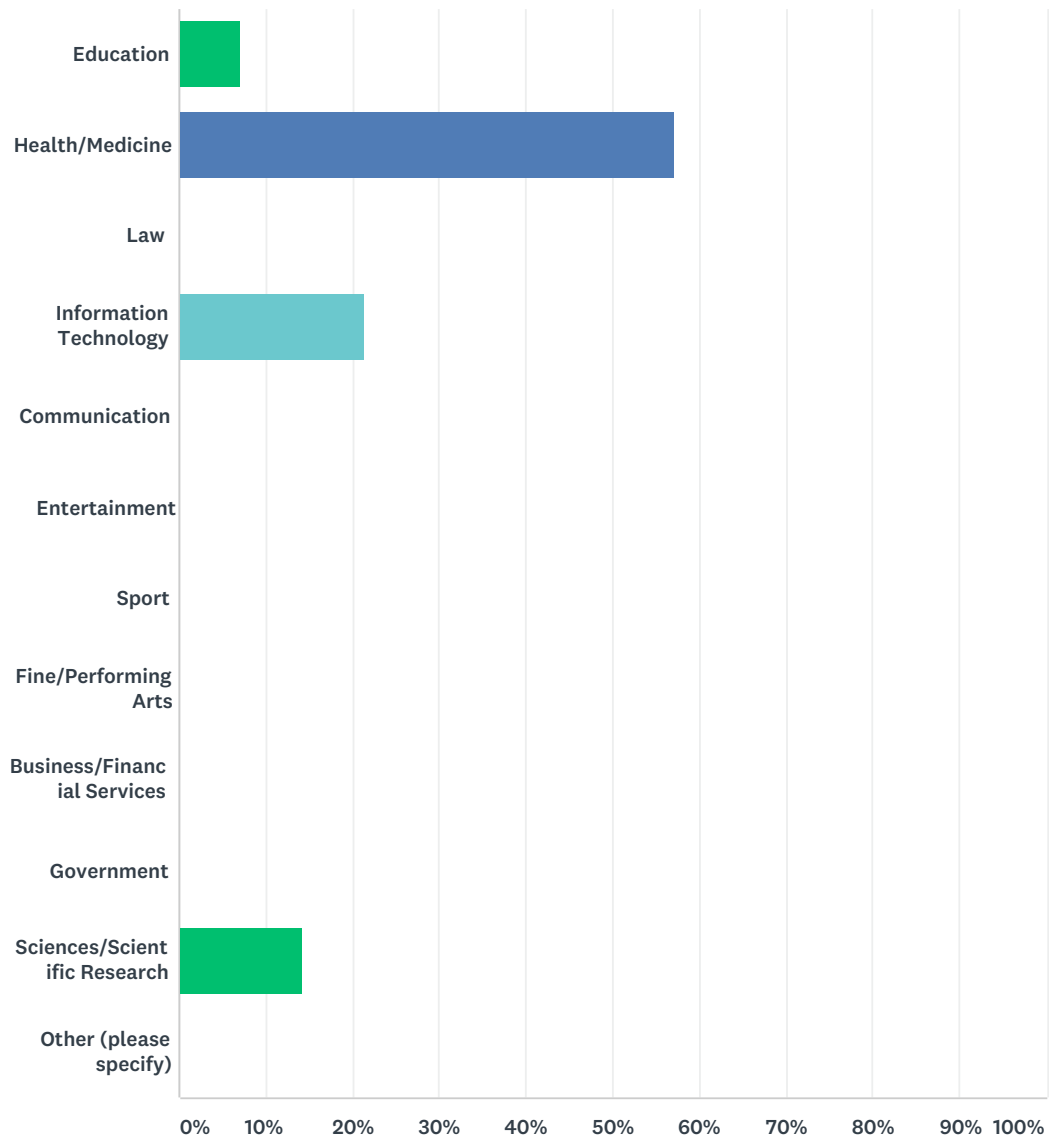
Answered: 14 Skipped: 6



ANSWER CHOICES	RESPONSES	
I am currently employed or have accepted a position	78.57%	11
I am still searching for a desired position	14.29%	2
I have not yet started searching for any position	7.14%	1
<b>TOTAL</b>		<b>14</b>

## Q9 What field of occupation is the employment you are seeking or your current employment?

Answered: 14 Skipped: 6



ANSWER CHOICES	RESPONSES	
Education	7.14%	1
Health/Medicine	57.14%	8
Law	0.00%	0
Information Technology	21.43%	3
Communication	0.00%	0
Entertainment	0.00%	0
Sport	0.00%	0

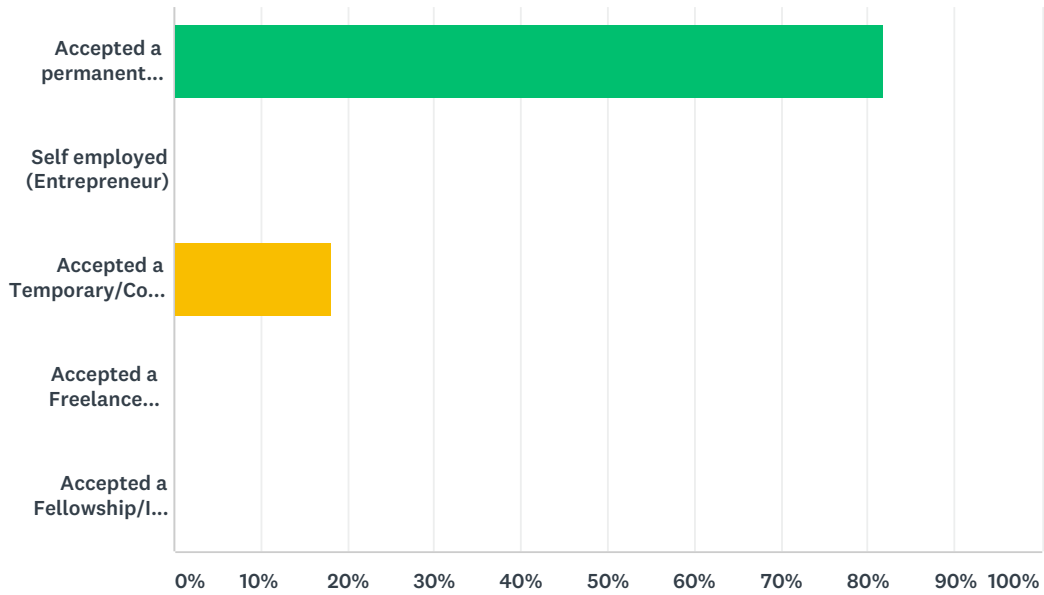


## Summer 2017 Exit Clearance Survey

Fine/Performing Arts	0.00%	0
Business/Financial Services	0.00%	0
Government	0.00%	0
Sciences/Scientific Research	14.29%	2
Other (please specify)	0.00%	0
<b>TOTAL</b>		<b>14</b>

### Q10 If you are currently employed or have received a job offer, please provide your employment type

Answered: 11 Skipped: 9



ANSWER CHOICES	RESPONSES	
Accepted a permanent position	81.82%	9
Self employed (Entrepreneur)	0.00%	0
Accepted a Temporary/Contract position	18.18%	2
Accepted a Freelance position	0.00%	0
Accepted a Fellowship/Internship position	0.00%	0
<b>TOTAL</b>		<b>11</b>

# Q11 Please enter the location of your current employment or will be:

Answered: 13 Skipped: 7





## Summer 2017 Exit Clearance Survey



ANSWER CHOICES	RESPONSES	
Alabama	0.00%	0
Alaska	0.00%	0
Arizona	0.00%	0
Arkansas	0.00%	0
California	0.00%	0
Colorado	0.00%	0
Connecticut	0.00%	0
Delaware	0.00%	0
Florida	7.69%	1
Georgia	0.00%	0
Hawaii	0.00%	0
Idaho	0.00%	0

## Summer 2017 Exit Clearance Survey

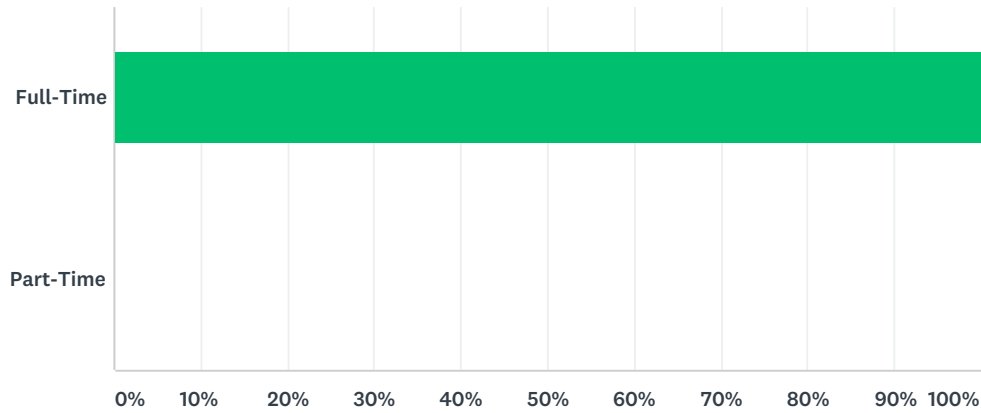
Illinois	7.69%	1
Indiana	0.00%	0
Iowa	0.00%	0
Kansas	0.00%	0
Kentucky	84.62%	11
Louisiana	0.00%	0
Maine	0.00%	0
Maryland	0.00%	0
Massachusetts	0.00%	0
Michigan	0.00%	0
Minnesota	0.00%	0
Mississippi	0.00%	0
Missouri	0.00%	0
Montana	0.00%	0
Nebraska	0.00%	0
Nevada	0.00%	0
New Hampshire	0.00%	0
New Jersey	0.00%	0
New Mexico	0.00%	0
New York	0.00%	0
North Carolina	0.00%	0
North Dakota	0.00%	0
Ohio	0.00%	0
Oklahoma	0.00%	0
Oregon	0.00%	0
Pennsylvania	0.00%	0
Rhode Island	0.00%	0
South Carolina	0.00%	0
South Dakota	0.00%	0
Tennessee	0.00%	0
Texas	0.00%	0
Utah	0.00%	0
Vermont	0.00%	0
Virginia	0.00%	0

### Summer 2017 Exit Clearance Survey

Washington	0.00%	0
West Virginia	0.00%	0
Wisconsin	0.00%	0
Wyoming	0.00%	0
Foreign Country	0.00%	0
TOTAL		13

### Q12 If you are currently employed or have received a job offer, what is or will be your employment status?

Answered: 10 Skipped: 10



ANSWER CHOICES	RESPONSES	
Full-Time	100.00%	10
Part-Time	0.00%	0
TOTAL		10

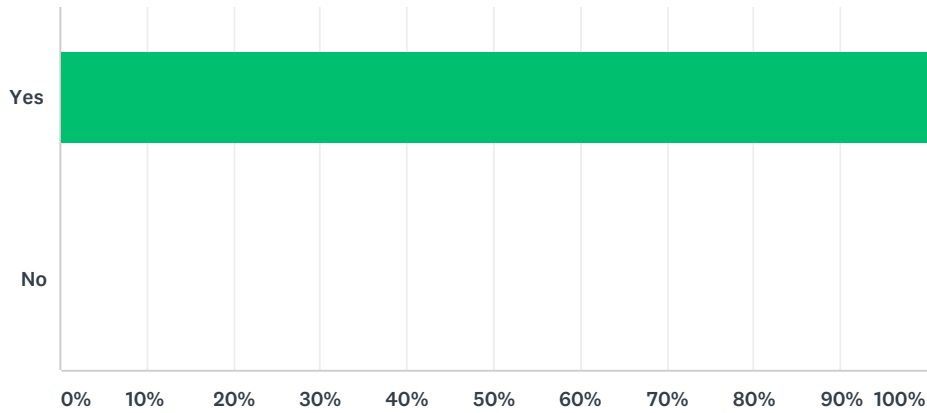


**Q13 If you are currently employed or have received a job offer, what is/will be your position title?**

Answered: 10 Skipped: 10

### Q14 If you are currently employed or have received a job offer, is it related to your major field of study?

Answered: 11 Skipped: 9



ANSWER CHOICES	RESPONSES	
Yes	100.00%	11
No	0.00%	0
TOTAL		11

**Q15 If you are currently employed or have received a job offer, what is the company's name?**

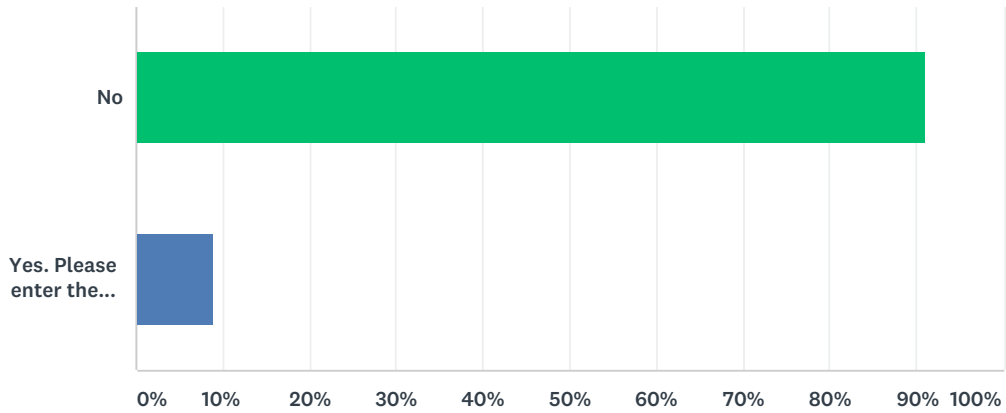
Answered: 10 Skipped: 10

**Q16 If you are currently employed or have received a job offer, what is or will be your annual salary (enter whole number, no decimal, comma, or dollar sign)?**

Answered: 8 Skipped: 12

### Q17 If you are currently employed or have received a job offer, did or will you accept a guaranteed bonus compensation?

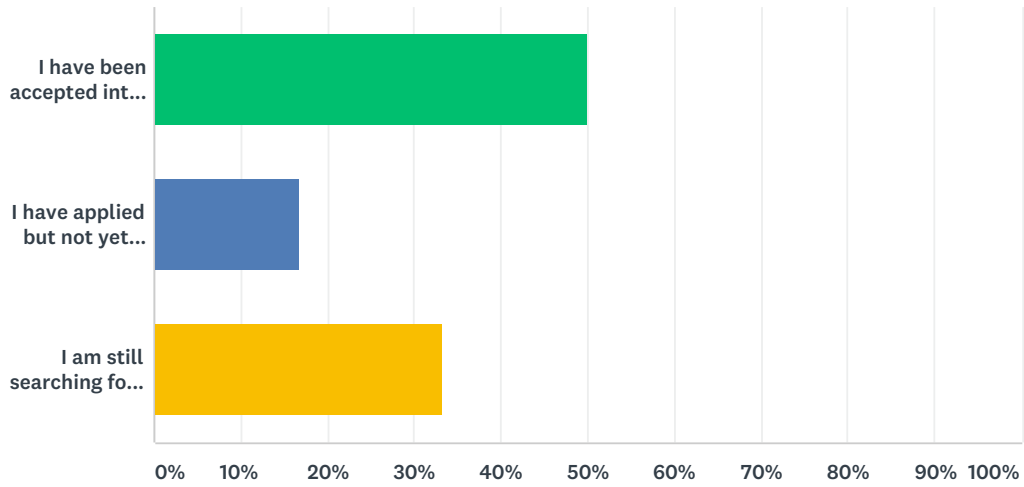
Answered: 11 Skipped: 9



ANSWER CHOICES	RESPONSES	
No	90.91%	10
Yes. Please enter the amount (whole number, no decimal, comma, or dollar sign):	9.09%	1
<b>TOTAL</b>		<b>11</b>

## Q18 Which of the following best describes the current state of your educational activity?

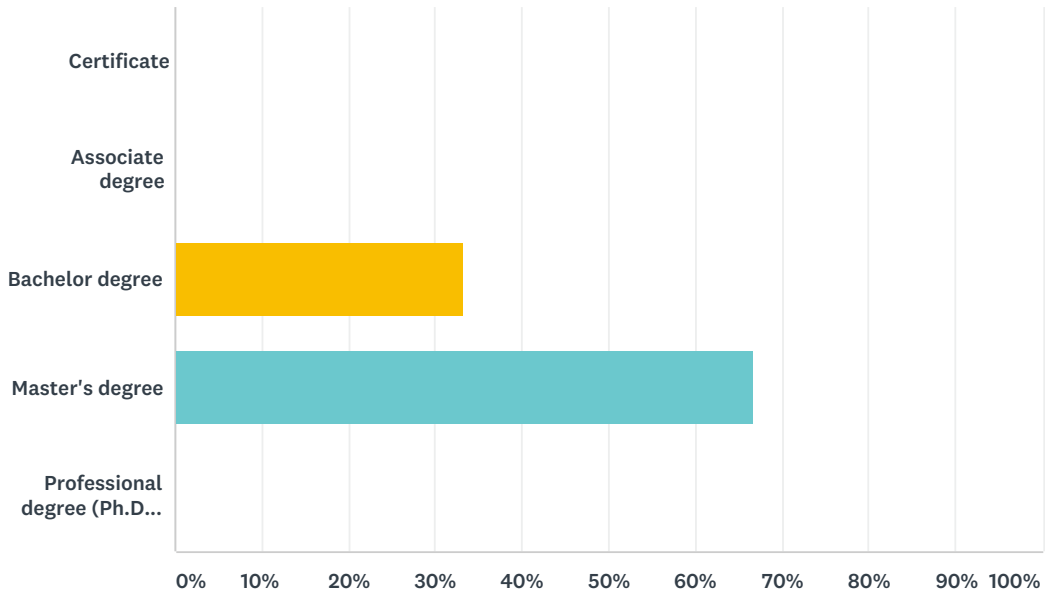
Answered: 6 Skipped: 14



ANSWER CHOICES	RESPONSES	
I have been accepted into one or more programs and will be attending school next semester	50.00%	3
I have applied but not yet accepted	16.67%	1
I am still searching for a school/program	33.33%	2
<b>TOTAL</b>		<b>6</b>

### Q19 Which degree(s) do you plan to pursue beginning in the next semester or two.

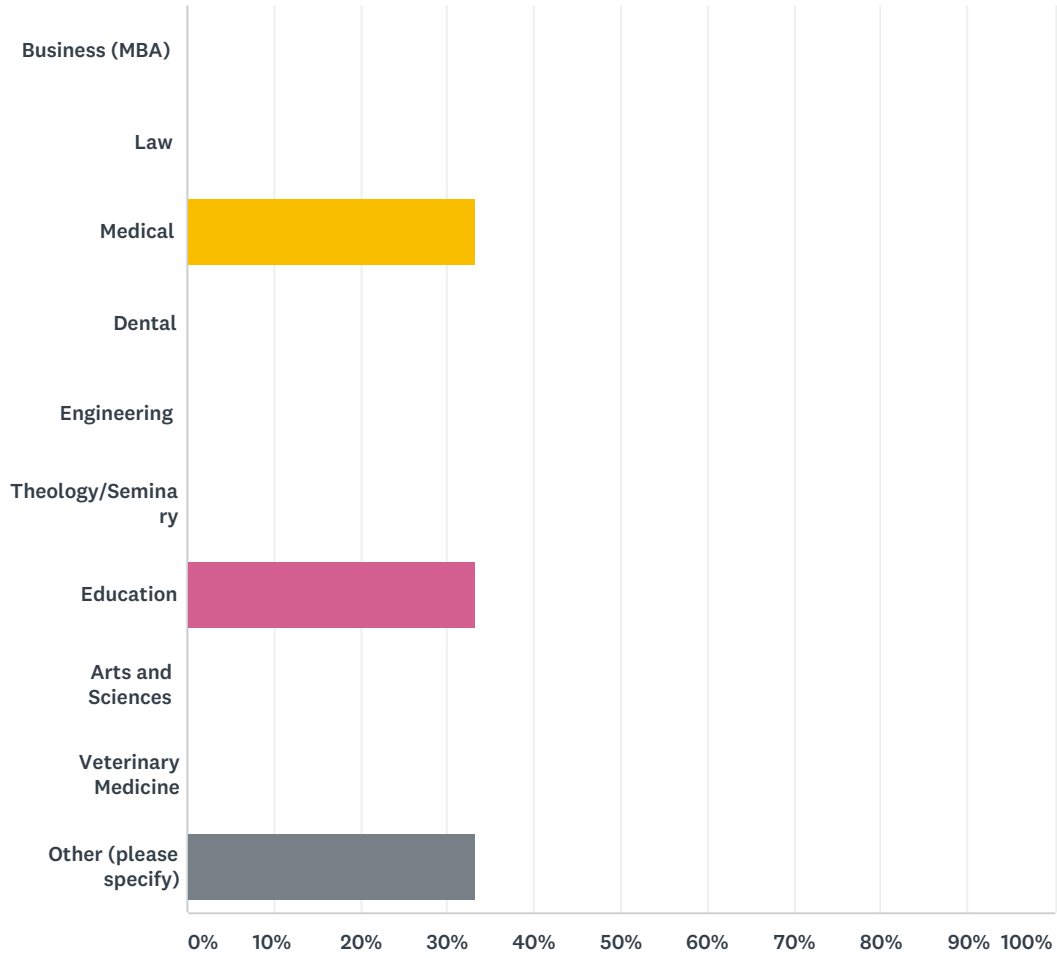
Answered: 6 Skipped: 14



ANSWER CHOICES	RESPONSES	
Certificate	0.00%	0
Associate degree	0.00%	0
Bachelor degree	33.33%	2
Master's degree	66.67%	4
Professional degree (Ph.D., Ed.D., MD, JD, etc.)	0.00%	0
Total Respondents: 6		

## Q20 What education field are you pursuing?

Answered: 6 Skipped: 14



ANSWER CHOICES	RESPONSES	
Business (MBA)	0.00%	0
Law	0.00%	0
Medical	33.33%	2
Dental	0.00%	0
Engineering	0.00%	0
Theology/Seminary	0.00%	0
Education	33.33%	2
Arts and Sciences	0.00%	0
Veterinary Medicine	0.00%	0
Other (please specify)	33.33%	2
<b>TOTAL</b>		<b>6</b>



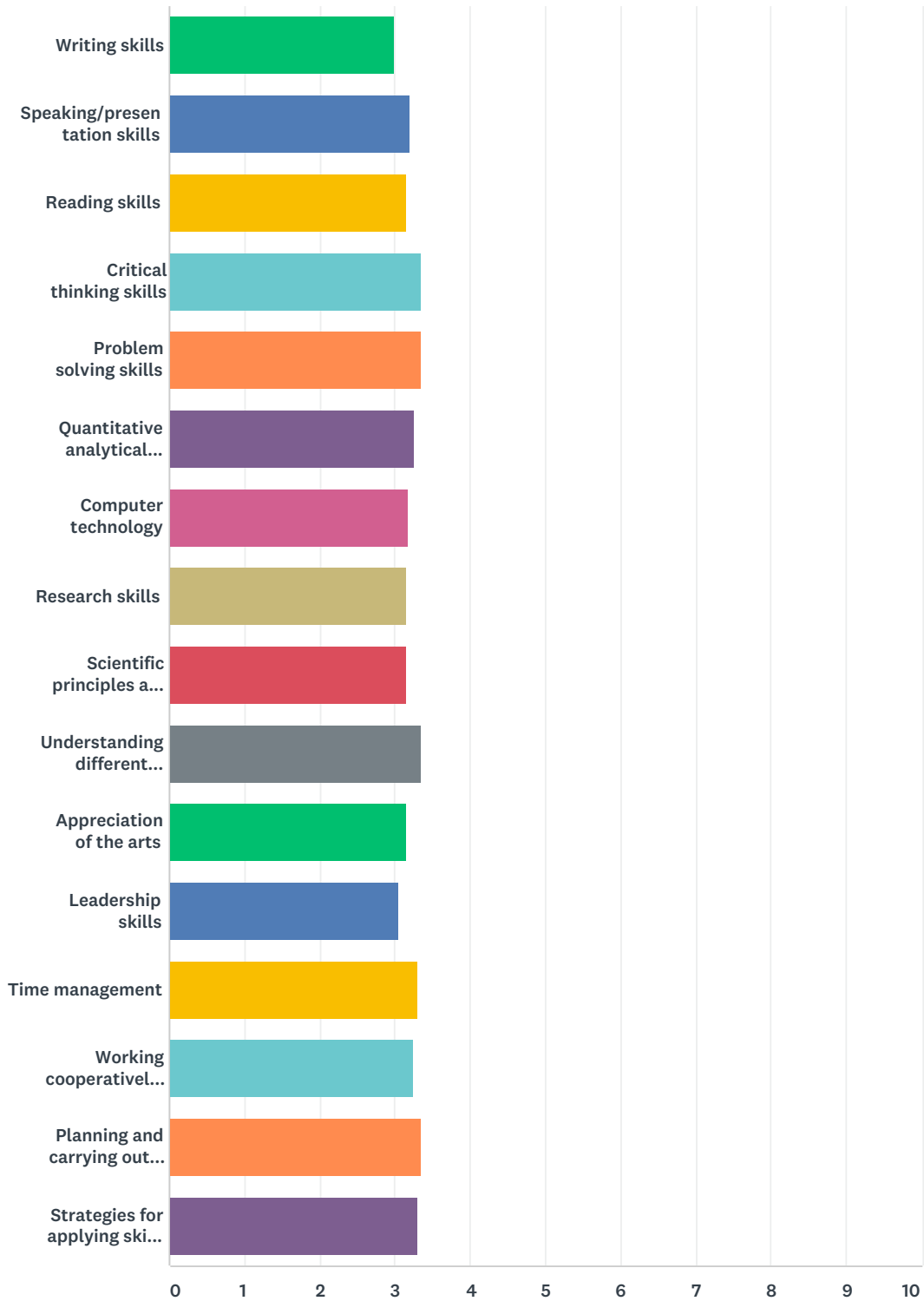
## Q21 Please enter the school name where you have been admitted or applying:

Answered: 5 Skipped: 15

ANSWER CHOICES	RESPONSES	
First school of choice:	100.00%	5
Second school of choice	40.00%	2
Third school of choice	40.00%	2

## Q22 Indicate how effective your education at Kentucky State University has been in helping you developed in the following:

Answered: 20 Skipped: 0



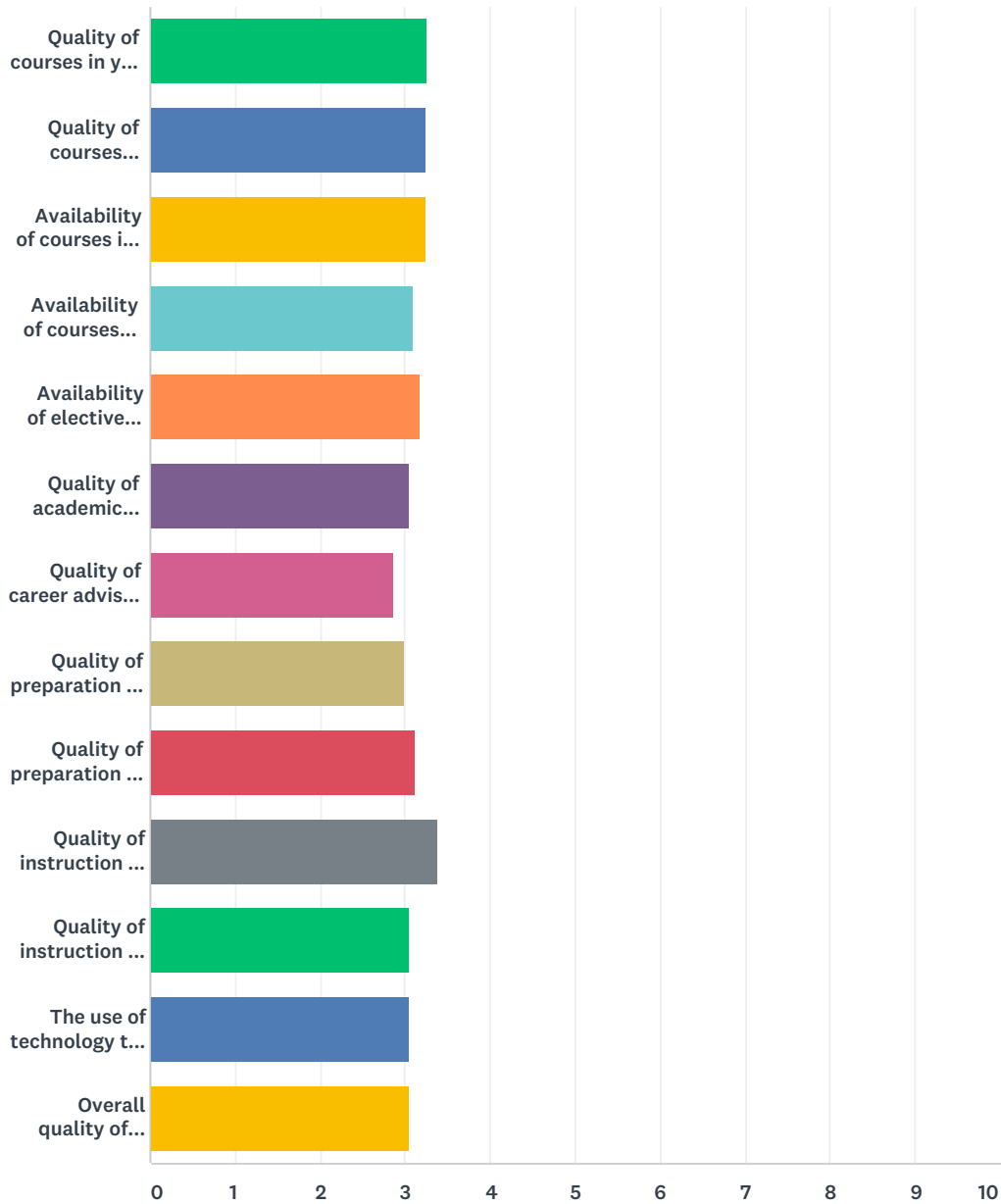
	VERY EFFECTIVE	EFFECTIVE	INEFFECTIVE	VERY INEFFECTIVE	TOTAL	WEIGHTED AVERAGE
--	----------------	-----------	-------------	------------------	-------	------------------

## Summer 2017 Exit Clearance Survey

Writing skills	20.00% 4	65.00% 13	10.00% 2	5.00% 1	20	3.00
Speaking/presentation skills	30.00% 6	60.00% 12	10.00% 2	0.00% 0	20	3.20
Reading skills	25.00% 5	65.00% 13	10.00% 2	0.00% 0	20	3.15
Critical thinking skills	40.00% 8	55.00% 11	5.00% 1	0.00% 0	20	3.35
Problem solving skills	40.00% 8	55.00% 11	5.00% 1	0.00% 0	20	3.35
Quantitative analytical skills	36.84% 7	52.63% 10	10.53% 2	0.00% 0	19	3.26
Computer technology	33.33% 6	50.00% 9	16.67% 3	0.00% 0	18	3.17
Research skills	30.00% 6	55.00% 11	15.00% 3	0.00% 0	20	3.15
Scientific principles and methods	30.00% 6	55.00% 11	15.00% 3	0.00% 0	20	3.15
Understanding different philosophies and cultures	40.00% 8	55.00% 11	5.00% 1	0.00% 0	20	3.35
Appreciation of the arts	25.00% 5	65.00% 13	10.00% 2	0.00% 0	20	3.15
Leadership skills	25.00% 5	60.00% 12	10.00% 2	5.00% 1	20	3.05
Time management	45.00% 9	45.00% 9	5.00% 1	5.00% 1	20	3.30
Working cooperatively in groups	40.00% 8	50.00% 10	5.00% 1	5.00% 1	20	3.25
Planning and carrying out projects	45.00% 9	50.00% 10	0.00% 0	5.00% 1	20	3.35
Strategies for applying skills in my field	40.00% 8	55.00% 11	0.00% 0	5.00% 1	20	3.30

## Q23 Indicate your level of satisfaction with the following aspects of your education at Kentucky State University

Answered: 20 Skipped: 0



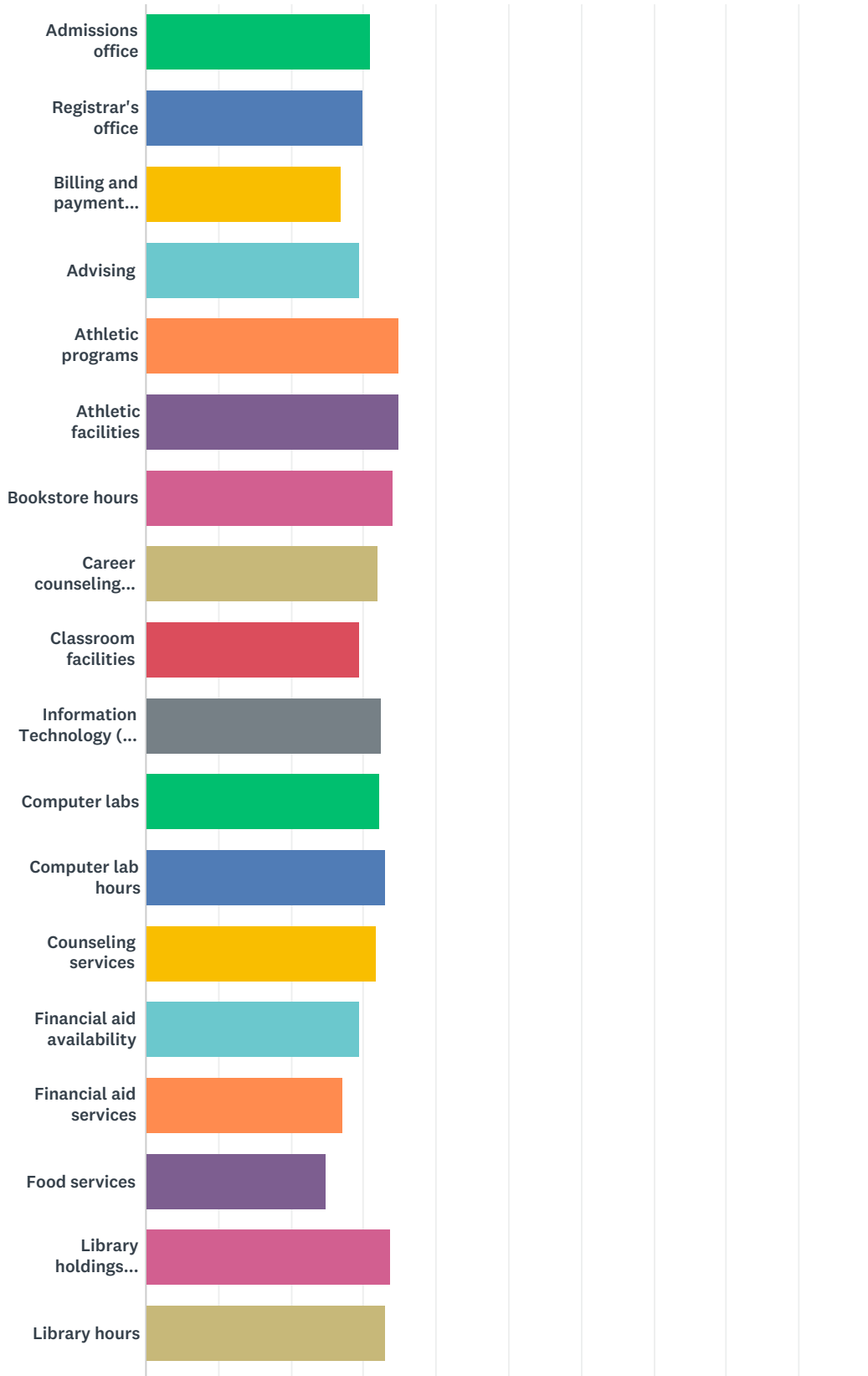
	VERY SATISFIED	SATISFIED	DISSATISFIED	VERY DISSATISFIED	NOT APPLICABLE	TOTAL	WEIGHTED AVERAGE
Quality of courses in your Liberal Studies requirements	25.00% 5	45.00% 9	5.00% 1	0.00% 0	25.00% 5	20	3.27
Quality of courses required by your major	30.00% 6	65.00% 13	5.00% 1	0.00% 0	0.00% 0	20	3.25
Availability of courses in your Liberal Studies requirements	25.00% 5	50.00% 10	5.00% 1	0.00% 0	20.00% 4	20	3.25

### Summer 2017 Exit Clearance Survey

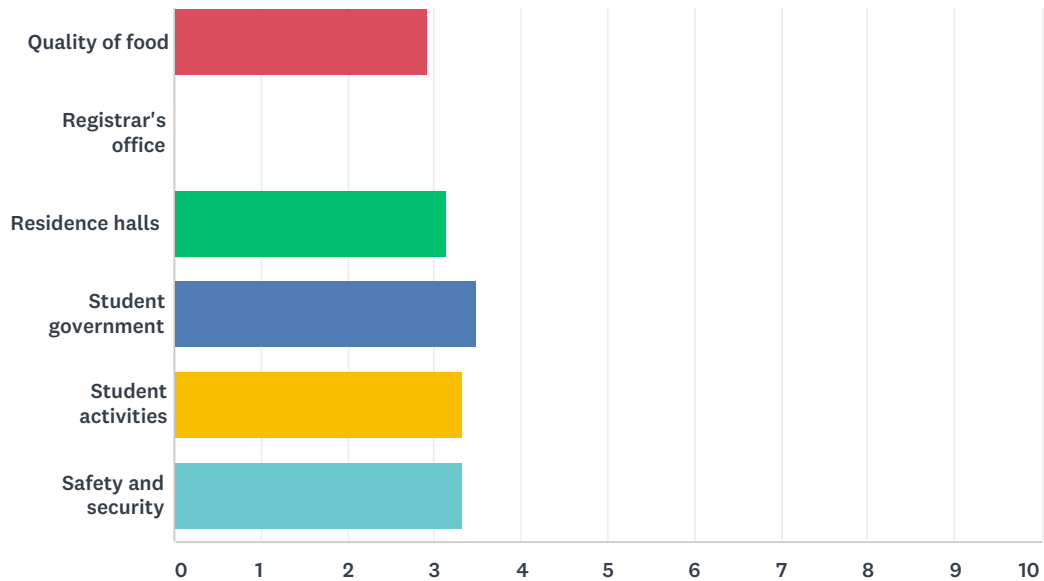
Availability of courses required by your major	30.00% 6	60.00% 12	0.00% 0	10.00% 2	0.00% 0	20	3.10
Availability of elective courses	30.00% 6	50.00% 10	5.00% 1	5.00% 1	10.00% 2	20	3.17
Quality of academic advising by faculty/advisor	40.00% 8	35.00% 7	15.00% 3	10.00% 2	0.00% 0	20	3.05
Quality of career advising by the career services office	25.00% 5	30.00% 6	5.00% 1	15.00% 3	25.00% 5	20	2.87
Quality of preparation for employment	25.00% 5	50.00% 10	5.00% 1	10.00% 2	10.00% 2	20	3.00
Quality of preparation for graduate or professional school	30.00% 6	45.00% 9	10.00% 2	5.00% 1	10.00% 2	20	3.11
Quality of instruction by faculty in your Liberal Studies requirement courses	30.00% 6	50.00% 10	0.00% 0	0.00% 0	20.00% 4	20	3.38
Quality of instruction by faculty in your major	35.00% 7	40.00% 8	20.00% 4	5.00% 1	0.00% 0	20	3.05
The use of technology to enhance learning experience	30.00% 6	45.00% 9	15.00% 3	5.00% 1	5.00% 1	20	3.05
Overall quality of academic at Kentucky State University	25.00% 5	65.00% 13	0.00% 0	10.00% 2	0.00% 0	20	3.05

# Q24 Indicate your level of satisfaction with the following programs and services at Kentucky State University

Answered: 20 Skipped: 0



## Summer 2017 Exit Clearance Survey



	VERY SATISFIED	SATISFIED	DISSATISFIED	VERY DISSATISFIED	NOT APPLICABLE	TOTAL	WEIGHTED AVERAGE
Admissions office	25.00% 5	65.00% 13	5.00% 1	5.00% 1	0.00% 0	20	3.10
Registrar's office	15.00% 3	75.00% 15	5.00% 1	5.00% 1	0.00% 0	20	3.00
Billing and payment services	15.00% 3	55.00% 11	15.00% 3	15.00% 3	0.00% 0	20	2.70
Advising	30.00% 6	30.00% 6	5.00% 1	15.00% 3	20.00% 4	20	2.94
Athletic programs	25.00% 5	25.00% 5	0.00% 0	0.00% 0	50.00% 10	20	3.50
Athletic facilities	25.00% 5	25.00% 5	0.00% 0	0.00% 0	50.00% 10	20	3.50
Bookstore hours	30.00% 6	25.00% 5	5.00% 1	0.00% 0	40.00% 8	20	3.42
Career counseling services	25.00% 5	15.00% 3	5.00% 1	5.00% 1	50.00% 10	20	3.20
Classroom facilities	25.00% 5	45.00% 9	10.00% 2	10.00% 2	10.00% 2	20	2.94
Information Technology (IT) services	35.00% 7	40.00% 8	5.00% 1	5.00% 1	15.00% 3	20	3.24
Computer labs	30.00% 6	50.00% 10	10.00% 2	0.00% 0	10.00% 2	20	3.22
Computer lab hours	30.00% 6	45.00% 9	5.00% 1	0.00% 0	20.00% 4	20	3.31
Counseling services	25.00% 5	20.00% 4	5.00% 1	5.00% 1	45.00% 9	20	3.18
Financial aid availability	30.00% 6	40.00% 8	5.00% 1	15.00% 3	10.00% 2	20	2.94
Financial aid services	25.00% 5	35.00% 7	10.00% 2	20.00% 4	10.00% 2	20	2.72

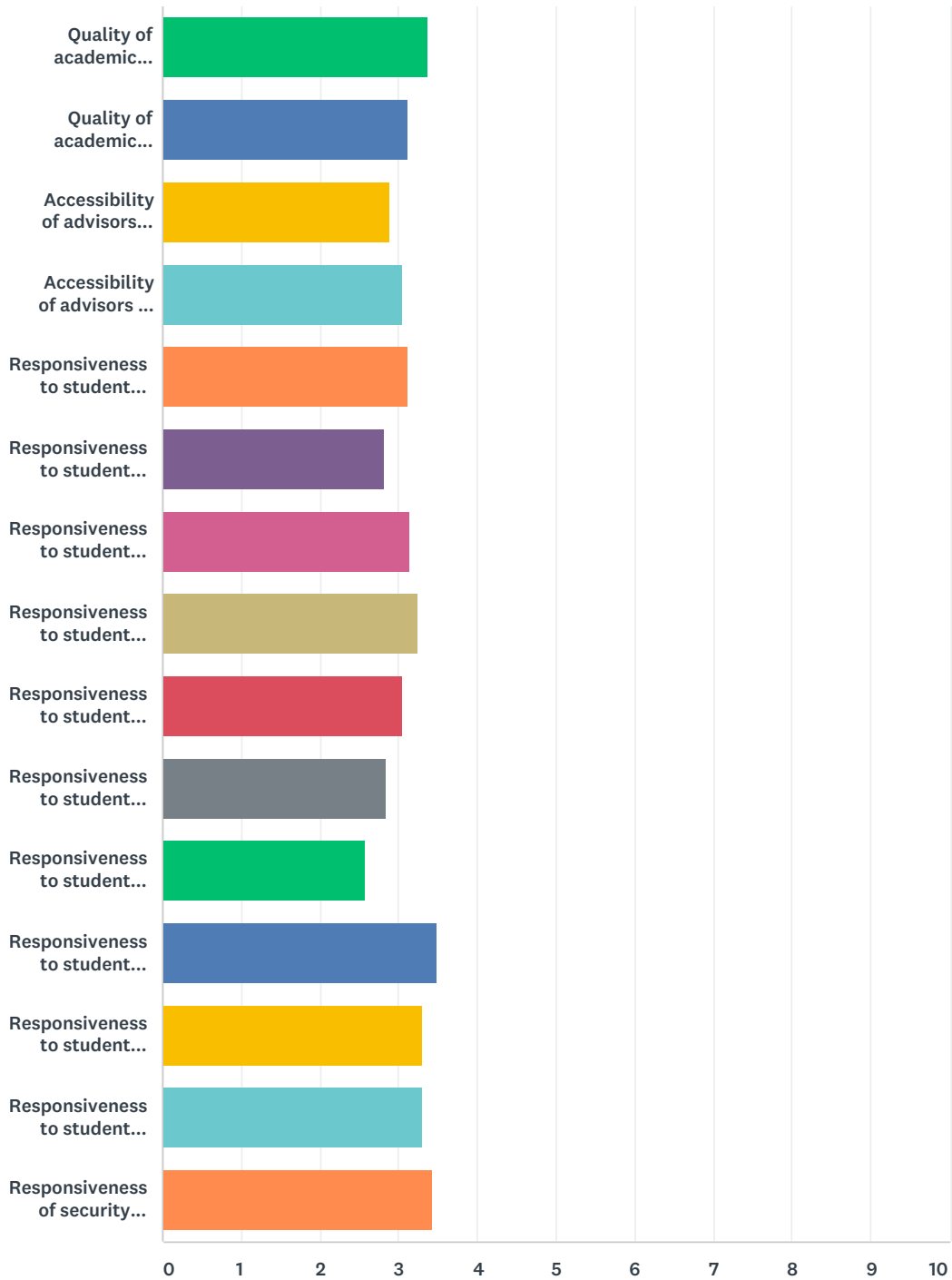
### Summer 2017 Exit Clearance Survey

Food services	15.00% 3	20.00% 4	20.00% 4	15.00% 3	30.00% 6	20	2.50
Library holdings (books, journals, magazine, etc.)	30.00% 6	35.00% 7	5.00% 1	0.00% 0	30.00% 6	20	3.36
Library hours	25.00% 5	55.00% 11	0.00% 0	0.00% 0	20.00% 4	20	3.31
Quality of food	20.00% 4	25.00% 5	15.00% 3	5.00% 1	35.00% 7	20	2.92
Registrar's office	0.00% 0	0.00% 0	0.00% 0	0.00% 0	0.00% 0	0	0.00
Residence halls	15.00% 3	15.00% 3	0.00% 0	5.00% 1	65.00% 13	20	3.14
Student government	20.00% 4	20.00% 4	0.00% 0	0.00% 0	60.00% 12	20	3.50
Student activities	20.00% 4	20.00% 4	5.00% 1	0.00% 0	55.00% 11	20	3.33
Safety and security	25.00% 5	50.00% 10	0.00% 0	0.00% 0	25.00% 5	20	3.33



## Q25 Indicate your level of satisfaction with the following aspects of your experience at Kentucky State University

Answered: 20 Skipped: 0



	VERY SATISFIED	SATISFIED	DISSATISFIED	VERY DISSATISFIED	NOT APPLICABLE	TOTAL	WEIGHTED AVERAGE
--	----------------	-----------	--------------	-------------------	----------------	-------	------------------

### Summer 2017 Exit Clearance Survey

Quality of academic advising before you declared a major	25.00% 5	25.00% 5	5.00% 1	0.00% 0	45.00% 9	20	3.36
Quality of academic advising in your major	30.00% 6	45.00% 9	10.00% 2	5.00% 1	10.00% 2	20	3.11
Accessibility of advisors before you declared a major	25.00% 5	35.00% 7	5.00% 1	15.00% 3	20.00% 4	20	2.88
Accessibility of advisors in your major	35.00% 7	40.00% 8	10.00% 2	10.00% 2	5.00% 1	20	3.05
Responsiveness to student concerns by your Dean's office	30.00% 6	45.00% 9	0.00% 0	10.00% 2	15.00% 3	20	3.12
Responsiveness to student concerns by your departmental office	20.00% 4	45.00% 9	5.00% 1	15.00% 3	15.00% 3	20	2.82
Responsiveness to student concerns by the office of student affairs	25.00% 5	35.00% 7	5.00% 1	5.00% 1	30.00% 6	20	3.14
Responsiveness to student concerns by the provost's office	30.00% 6	45.00% 9	0.00% 0	5.00% 1	20.00% 4	20	3.25
Responsiveness to student concerns by the registrar's office	20.00% 4	55.00% 11	5.00% 1	5.00% 1	15.00% 3	20	3.06
Responsiveness to student concerns by the bursar's office	20.00% 4	55.00% 11	15.00% 3	10.00% 2	0.00% 0	20	2.85
Responsiveness to student concerns by the financial aid office	20.00% 4	35.00% 7	20.00% 4	20.00% 4	5.00% 1	20	2.58
Responsiveness to student concerns by the library staff	30.00% 6	30.00% 6	0.00% 0	0.00% 0	40.00% 8	20	3.50
Responsiveness to student concerns by the food service staff	20.00% 4	25.00% 5	5.00% 1	0.00% 0	50.00% 10	20	3.30
Responsiveness to student concerns by the security staff	25.00% 5	35.00% 7	5.00% 1	0.00% 0	35.00% 7	20	3.31
Responsiveness of security staff to emergency telephone calls	20.00% 4	25.00% 5	0.00% 0	0.00% 0	55.00% 11	20	3.44

## Q26 If you could change two things about Kentucky State University, what would they be?

Answered: 15 Skipped: 5

ANSWER CHOICES	RESPONSES	
1.	100.00%	15
2.	66.67%	10

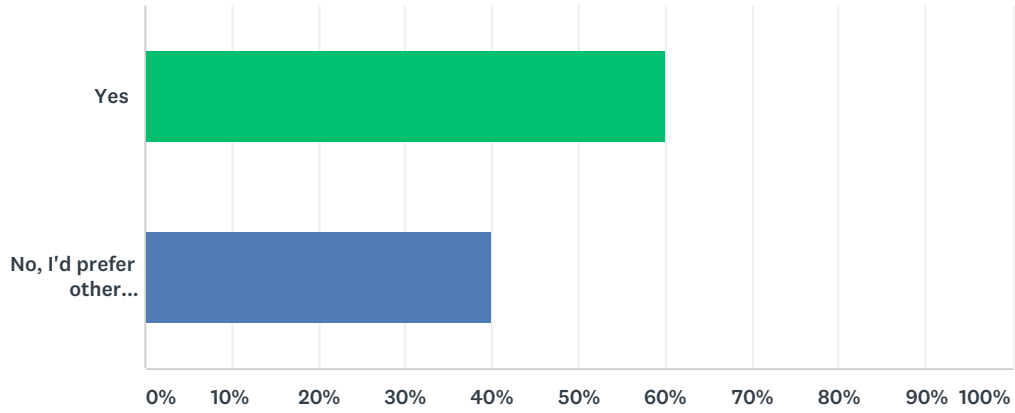
## Q27 Identify two things about Kentucky State University that makes it unique compared to other colleges and universities

Answered: 11 Skipped: 9

ANSWER CHOICES	RESPONSES	
1.	100.00%	11
2.	100.00%	11

## Q28 Would you continue your education at Kentucky State University?

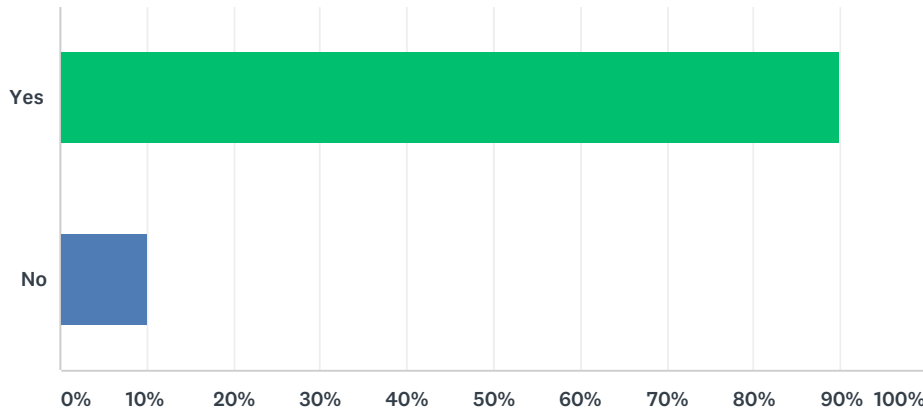
Answered: 20 Skipped: 0



ANSWER CHOICES	RESPONSES	
Yes	60.00%	12
No, I'd prefer other Institution	40.00%	8
TOTAL		20

## Q29 Is Kentucky State University a good value for the education that student receive?

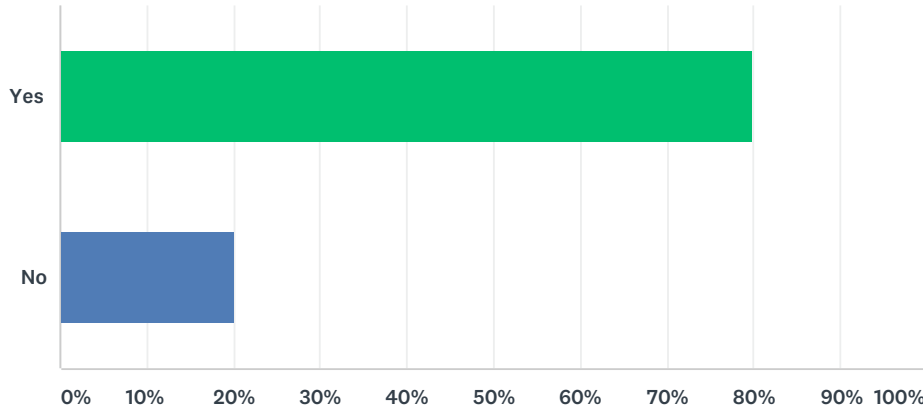
Answered: 20 Skipped: 0



ANSWER CHOICES	RESPONSES	
Yes	90.00%	18
No	10.00%	2
TOTAL		20

### Q30 Will you recommend Kentucky State University to other students?

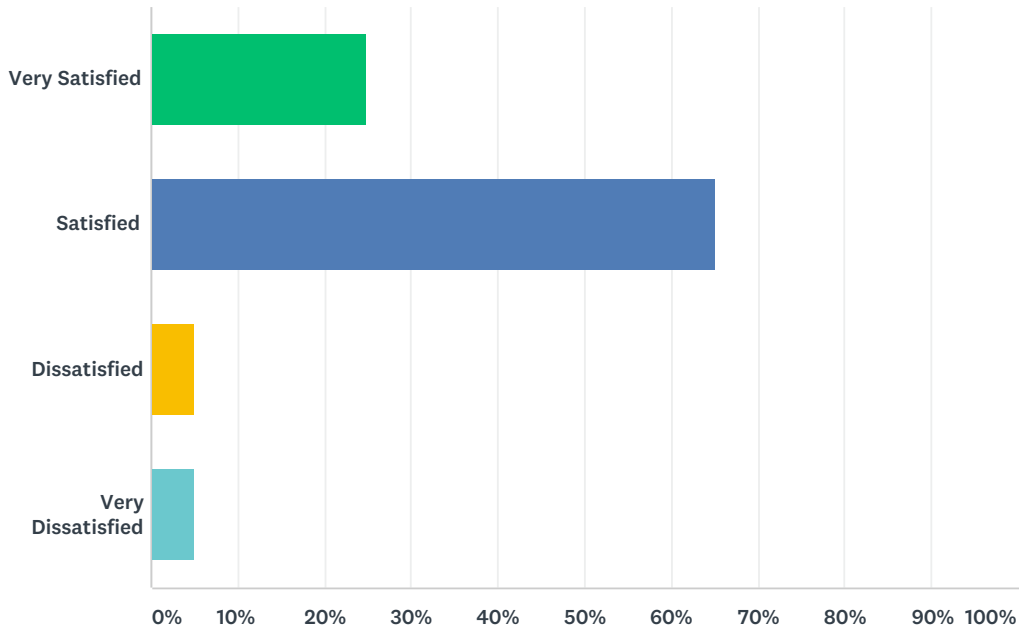
Answered: 20 Skipped: 0



ANSWER CHOICES	RESPONSES	
Yes	80.00%	16
No	20.00%	4
TOTAL		20

### Q31 Overall, how satisfied have you been with your education at the Kentucky State University?

Answered: 20 Skipped: 0



ANSWER CHOICES	RESPONSES	
Very Satisfied	25.00%	5
Satisfied	65.00%	13
Dissatisfied	5.00%	1
Very Dissatisfied	5.00%	1
<b>TOTAL</b>		<b>20</b>



**Q32 Please provide comments you think necessary to improve Kentucky State University in the future**

Answered: 8 Skipped: 12