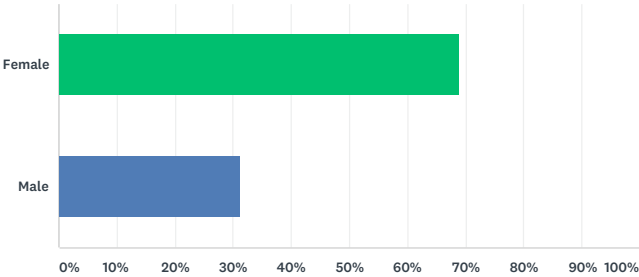


Graduating Survey - Fall 2015

Q2 Select category that describes your gender

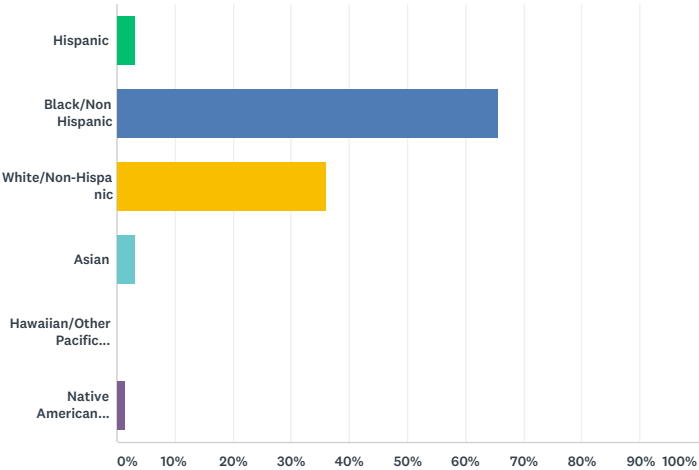
Answered: 64 Skipped: 0



ANSWER CHOICES	RESPONSES	
Female	68.75%	44
Male	31.25%	20
TOTAL		64

Q3 Select category that describes your race(s)

Answered: 64 Skipped: 0

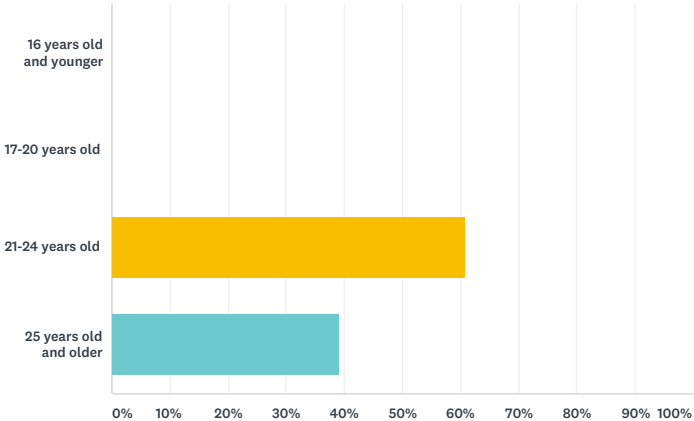


ANSWER CHOICES	RESPONSES
Hispanic	3.13% 2
Black/Non Hispanic	65.63% 42
White/Non-Hispanic	35.94% 23
Asian	3.13% 2
Hawaiian/Other Pacific Islander	0.00% 0
Native American (American Indian/Alaskan Native)	1.56% 1
Total Respondents: 64	

Graduating Survey - Fall 2015

Q4 Select category that describes your current age

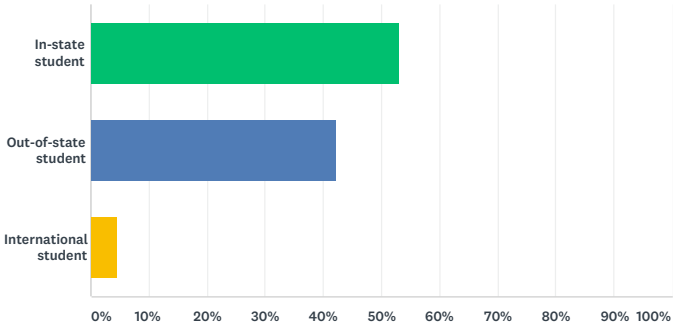
Answered: 64 Skipped: 0



ANSWER CHOICES	RESPONSES
16 years old and younger	0.00% 0
17-20 years old	0.00% 0
21-24 years old	60.94% 39
25 years old and older	39.06% 25
TOTAL	64

Q5 Select category that describes your residence classification at the time you enrolled at KSU

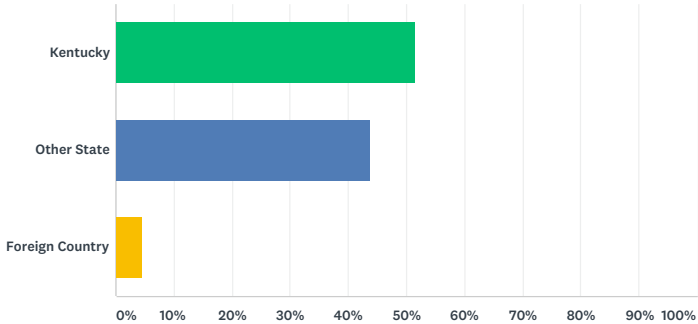
Answered: 64 Skipped: 0



ANSWER CHOICES	RESPONSES
In-state student	53.13% 34
Out-of-state student	42.19% 27
International student	4.69% 3
TOTAL	64

Q6 Where will you live after graduation?

Answered: 64 Skipped: 0

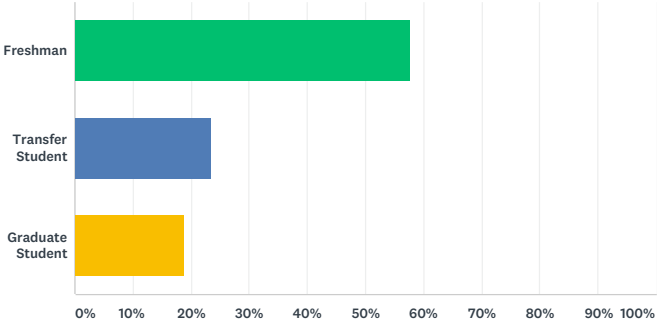


ANSWER CHOICES	RESPONSES
Kentucky	51.56% 33
Other State	43.75% 28
Foreign Country	4.69% 3
TOTAL	64

Graduating Survey - Fall 2015

Q7 What was your student classification when you first enrolled at KSU?

Answered: 64 Skipped: 0

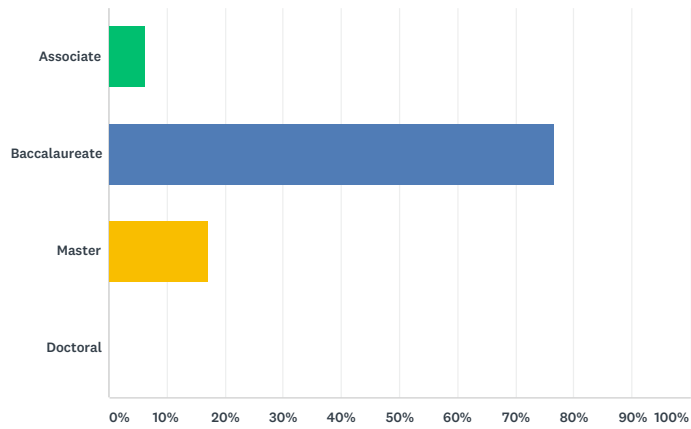


ANSWER CHOICES	RESPONSES	
Freshman	57.81%	37
Transfer Student	23.44%	15
Graduate Student	18.75%	12
TOTAL		64

Graduating Survey - Fall 2015

Q8 What is the highest degree(s) you have earn from KSU this term?

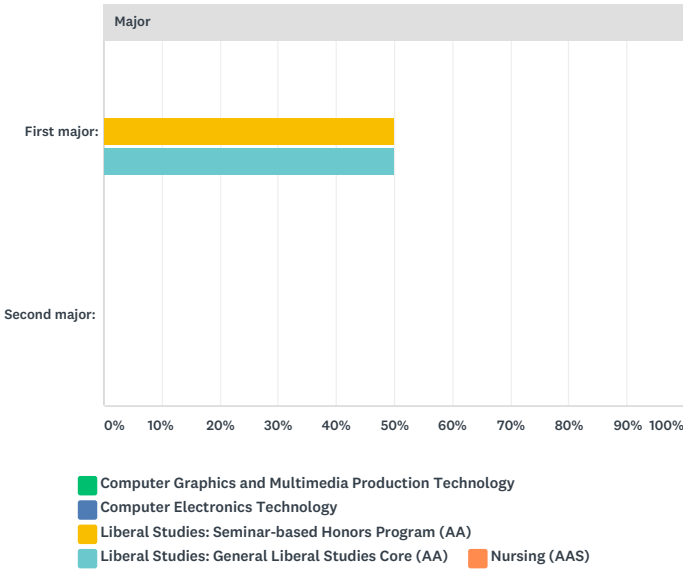
Answered: 64 Skipped: 0



ANSWER CHOICES	RESPONSES
Associate	6.25% 4
Baccalaureate	76.56% 49
Master	17.19% 11
Doctoral	0.00% 0
TOTAL	64

Q9 What was your associates at KSU this term?


Answered: 2 Skipped: 62



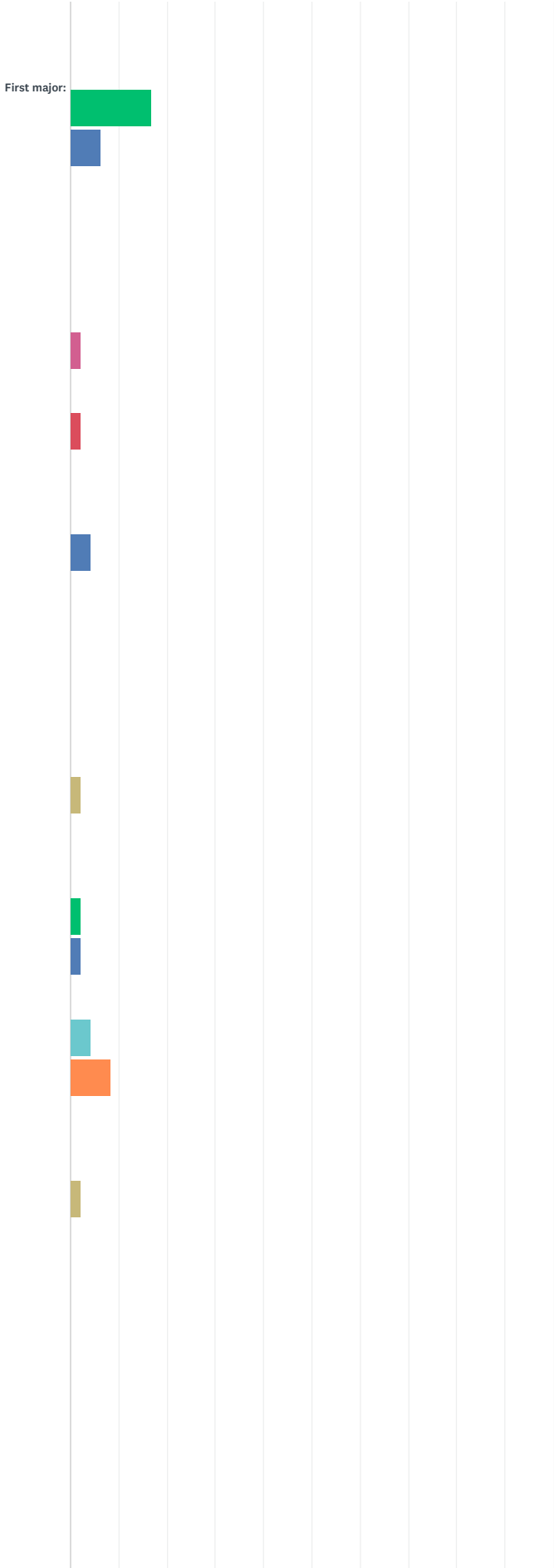
Major							TOTAL
	COMPUTER GRAPHICS AND MULTIMEDIA PRODUCTION TECHNOLOGY	COMPUTER ELECTRONICS TECHNOLOGY	LIBERAL STUDIES: SEMINAR-BASED HONORS PROGRAM (AA)	LIBERAL STUDIES: GENERAL LIBERAL STUDIES CORE (AA)	NURSING (AAS)		
First major:	0.00% 0	0.00% 0	50.00% 1	50.00% 1	0.00% 0		2
Second major:	0.00% 0	0.00% 0	0.00% 0	0.00% 0	0.00% 0		0


Q10 What was your bachelors at KSU this term?

Answered: 48 Skipped: 16




Graduating Survey - Fall 2015



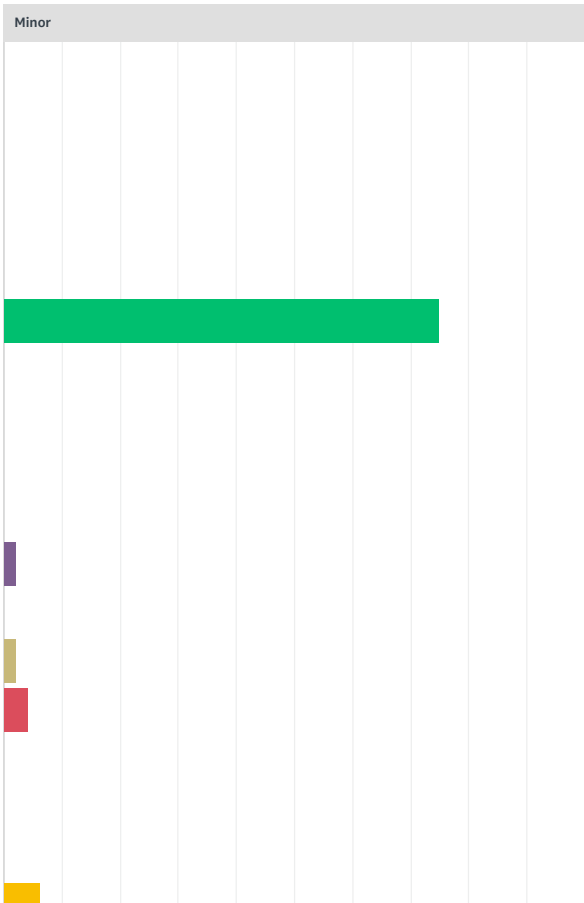


Second major:




Graduating Survey - Fall 2015


- Africana Studies
- Agriculture, Food, and Environment
- Applied Information Technology: Web Development
- Applied Information Technology: Network Engineering
- Art with Teaching Certificate
- Art, Studio (Minor Required)
- Art, Studio - Art History
- Art, Studio - Ceramics
- Art, Studio - Digital Imaging
- Art, Studio - Drawing
- Art, Studio - Painting
- Art, Studio - Photography
- Art, Studio - Sculpture
- Biology with Teaching Certificate
- Biology Biotechnology Track
- Biology General Track
- Biology Pre-Professional Track
- Business Administration - Accounting
- Business Administration - Finance
- Business Administration - General Business
- Business Administration - Management (BA)
- Business Administration - Management Information Systems
- Business Administration - Marketing
- Chemistry
- Child Development and Family Relations
- Mass Communication and Journalism
- Computer Science: Business
- Computer Science: Digital Gaming, Entertainment, and Simulation
- Computer Science: Information Security
- Computer Science: mathematics
- Criminal Justice
- Elementary Education
- English: Creative Writing
- English: Literature
- English with Secondary Certification
- General Social Sciences - History (Minor Required)
- General Social Sciences - Sociology (Minor Required)
- General Social Sciences - Social Studies Education
- Interdisciplinary Early Childhood Education
- Liberal Studies - Honors (Minor or 2nd Major Required) (BA)
- Liberal Studies - Student-designed (BA)
- Liberal Studies - General Studies (BA)
- Mathematics / Applied (Pre-Engineering)
- Mathematics, Pure
- Mathematics with Teaching Certification
- Mathematics Actuarial Science
- Mathematics, Double Major
- Music, Bachelor of Arts in
- Music Education with Teaching Certification
- Music Performance
- Nursing (BS)
- Physical Education (Non-Teaching) (Minor Required)
- Physical Education and Health (Teaching)
- Political Science (Minor Required)
- Psychology (Minor Required)
- Public Administration (BA)
- Registered Nursing/Registered Nurse
- Social Sciences
- Social Work
- Spanish



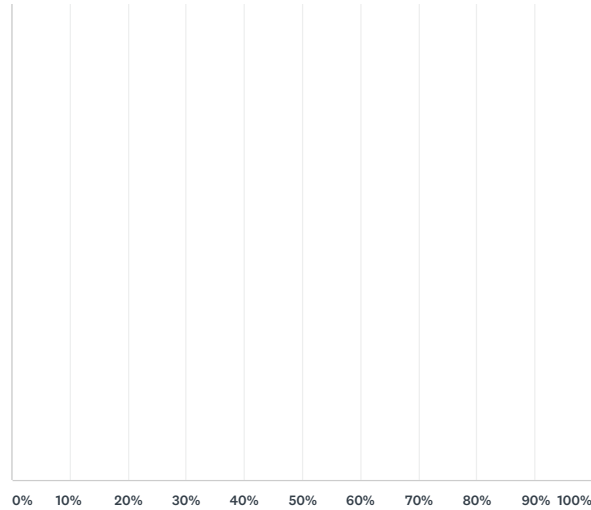
Graduating Survey - Fall 2015



Second major:



Graduating Survey - Fall 2015



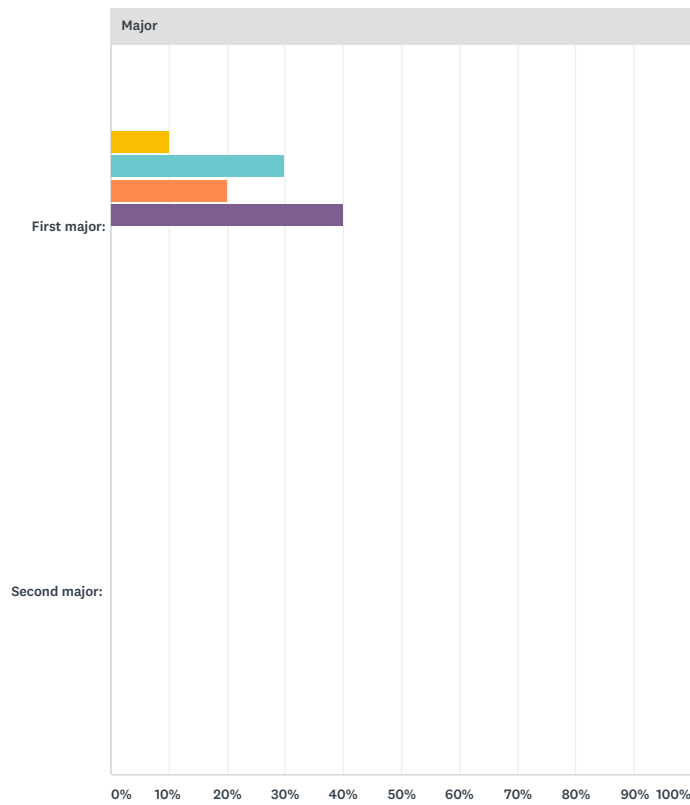
- No Minor
- Accounting
- African-American Studies
- Applied Information Technology
- Aquaculture
- Athletic Coaching
- Athletic Training
- Biology
- Chemistry
- Child Development and Family relations
- Computer Information Systems
- Computer Science
- Criminal Justice
- Economics
- English
- Finance
- French
- General Business
- Gerontology
- History
- Human Resource Management
- Human Services
- International Studies
- Journalism
- Liberal Studies
- Management
- Marketing
- Mathematics
- Music Performance
- Philosophy
- Physics
- Political Science
- Psychology
- Public Administration
- Recreation
- Social Sciences
- Sociology
- Spanish
- Speech Communication
- Sports Management
- Studio Art
- Theatre

Major										
	AFRICANA STUDIES	AGRICULTURE, FOOD, AND ENVIRONMENT	APPLIED INFORMATION TECHNOLOGY: WEB DEVELOPMENT	APPLIED INFORMATION TECHNOLOGY: NETWORK ENGINEERING	ART WITH TEACHING CERTIFICATE	ART, STUDIO (MINOR REQUIRED)	ART, STUDIO - ART HISTORY	ART, STUDIO - CERAMICS	ART, STUDIO - DIGITAL IMAGING	ART, STUDIO - DRAWING
First major:	0.00% 0	4.17% 2	4.17% 2	2.08% 1	0.00% 0	0.00% 0	0.00% 0	0.00% 0	0.00% 0	0.00% 0
Second major:	0.00% 0	0.00% 0	0.00% 0	0.00% 0	0.00% 0	0.00% 0	0.00% 0	0.00% 0	0.00% 0	0.00% 0
Minor										
	NO MINOR	ACCOUNTING	AFRICAN-AMERICAN STUDIES	APPLIED INFORMATION TECHNOLOGY	AQUACULTURE	ATHLETIC COACHING	ATHLETIC TRAINING	BIOLOGY	CHEMISTRY	CHILD DEVELOPMENT AND FAMILY RELATIONS
First major:	75.00% 36	0.00% 0	0.00% 0	0.00% 0	0.00% 0	2.08% 1	0.00% 0	2.08% 1	4.17% 2	0.00% 0
Second major:	85.71% 6	0.00% 0	0.00% 0	0.00% 0	0.00% 0	0.00% 0	0.00% 0	0.00% 0	0.00% 0	0.00% 0

Graduating Survey - Fall 2015

Q11 What was your master's degree at KSU this term?

Answered: 10 Skipped: 54



- AQUACULTURE/AQUATIC SCIENCES
- BUSINESS ADMINISTRATION (MBA)
- COMPUTER SCIENCE TECHNOLOGY - Information Engineering (MS)
- COMPUTER SCIENCE TECHNOLOGY - Security and Network (MS)
- COMPUTER SCIENCE TECHNOLOGY - Cybersecurity (MS)
- ENVIRONMENTAL STUDIES
- INTERDISCIPLINARY BEHAVIORAL SCIENCES - Psychology and Law/Forensic Psychc
- PUBLIC ADMINISTRATION - Human Resource Management (MPA)
- PUBLIC ADMINISTRATION - Management Information Systems (MPA)
- PUBLIC ADMINISTRATION - International Development (MPA)
- PUBLIC ADMINISTRATION - Nonprofit Management (MPA)
- SPECIAL EDUCATION WITH CERTIFICATION (LEARNING AND BEHAVIOR DISORDERS)

Major	AQUACULTURE/AQUATIC SCIENCES	BUSINESS ADMINISTRATION (MBA)	COMPUTER SCIENCE TECHNOLOGY - INFORMATION ENGINEERING (MS)	COMPUTER SCIENCE TECHNOLOGY - SECURITY AND NETWORK (MS)	COMPUTER SCIENCE TECHNOLOGY - CYBERSECURITY (MS)	ENVIRONMENTAL STUDIES	INTERDISCIPLINARY BEHAVIORAL SCIENCES - PSYCHOLOGY AND LAW/FORENSIC PSYCHOLOGY	PI AI - I RI M (N)
First major:	0.00% 0	0.00% 0	10.00% 1	30.00% 3	20.00% 2	40.00% 4	0.00% 0	
Second major:	0.00% 0	0.00% 0	0.00% 0	0.00% 0	0.00% 0	0.00% 0	0.00% 0	

Graduating Survey - Fall 2015

Q12 What was your doctor's degree at KSU this term?

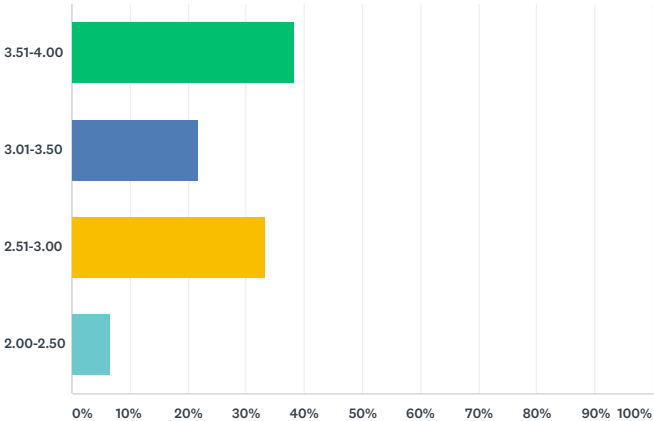
Answered: 0 Skipped: 64

▲ No matching responses.

Major		TOTAL
Major	NURSING PRACTICE - GERONTOLOGY	0.00% 0
		0

Q13 What was your overall GPA?

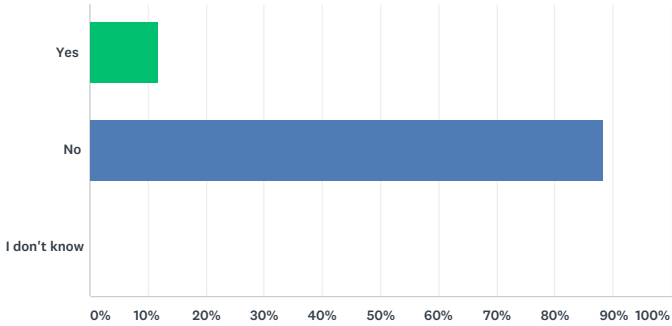
Answered: 60 Skipped: 4



ANSWER CHOICES	RESPONSES
3.51-4.00	38.33% 23
3.01-3.50	21.67% 13
2.51-3.00	33.33% 20
2.00-2.50	6.67% 4
TOTAL	60

Q14 Did either of your parents attend KSU?

Answered: 60 Skipped: 4

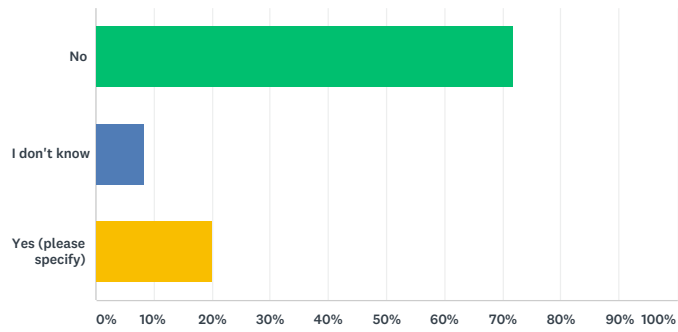


ANSWER CHOICES	RESPONSES
Yes	11.67% 7
No	88.33% 53
I don't know	0.00% 0
TOTAL	60

Graduating Survey - Fall 2015

Q15 Did any of your sibling or relatives attend KSU?

Answered: 60 Skipped: 4

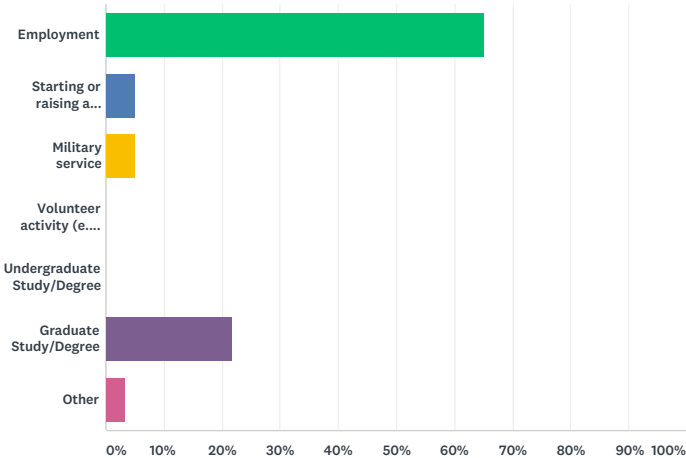


ANSWER CHOICES	RESPONSES
No	71.67% 43
I don't know	8.33% 5
Yes (please specify)	20.00% 12
TOTAL	60

#	YES (PLEASE SPECIFY)	DATE
1	zachary gains	12/14/2015 11:09 AM
2	brother	12/7/2015 12:17 PM
3	Nikki Ohler, Shannon Ohler	12/4/2015 1:21 PM
4	Cousins	12/3/2015 2:45 PM
5	brother	12/3/2015 10:59 AM
6	spouse	11/30/2015 3:20 PM
7	Myron Wright	11/24/2015 5:37 PM
8	2 Brothers,several cousins and uncles	11/23/2015 11:03 AM
9	brother	11/20/2015 2:21 PM
10	Alysee shelton	11/20/2015 10:05 AM
11	Gilleh Thomas, Haddijatou Bayo, Sukai Gaye, Essa Gaye	11/19/2015 4:50 PM
12	husband	11/18/2015 9:09 AM

Q16 What is MOST LIKELY to be your PRINCIPAL activity upon graduation?

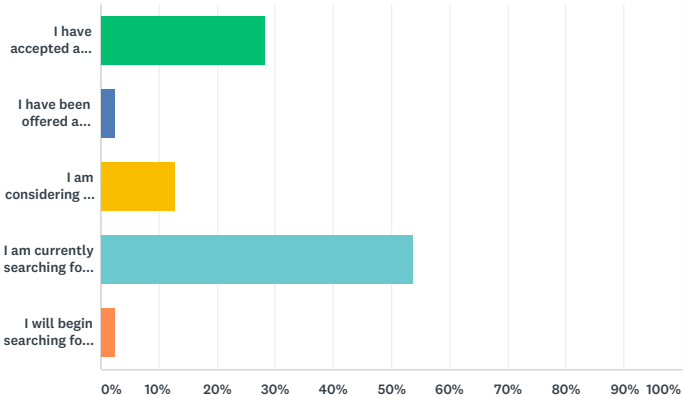
Answered: 60 Skipped: 4



ANSWER CHOICES	RESPONSES	
Employment	65.00%	39
Starting or raising a family	5.00%	3
Military service	5.00%	3
Volunteer activity (e.g., Peace Corps)	0.00%	0
Undergraduate Study/Degree	0.00%	0
Graduate Study/Degree	21.67%	13
Other	3.33%	2
TOTAL		60

Q17 Which of the following best describes the current state of your employment activity?

Answered: 39 Skipped: 25



ANSWER CHOICES	RESPONSES	
I have accepted a position	28.21%	11
I have been offered a position and refused it; still searching for preferred position	2.56%	1
I am considering one or more specific offers	12.82%	5
I am currently searching for a position or waiting for an offer	53.85%	21
I will begin searching for a position after graduation	2.56%	1
TOTAL		39

Graduating Survey - Fall 2015

Q18 If you have already accepted an employment offer, what is your employer's name, department, and official job title name? (This may include self employment.) All others please type "NA". For example: Kentucky State University Office of Institutional Research and Effectiveness Research Analyst

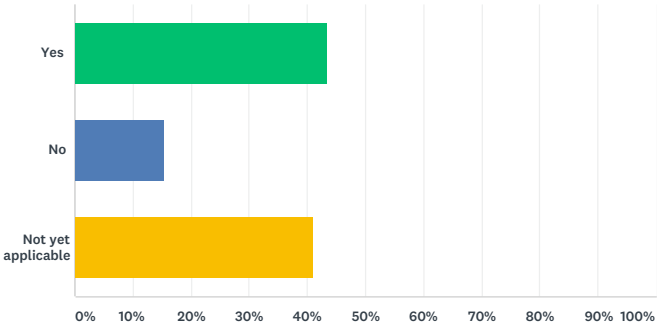
Answered: 39 Skipped: 25

#	RESPONSES	DATE
1	Na	12/17/2015 4:57 PM
2	Asurion Premier Support Solution Tech Lead	12/17/2015 3:12 PM
3	Jefferson Community and Technical College Adult Education Instructor	12/15/2015 12:52 PM
4	na	12/14/2015 11:10 AM
5	Wilberforce University Director of Academic Support Services Assistant Vice President of Academic Affairs	12/9/2015 1:47 PM
6	NA	12/9/2015 10:47 AM
7	Citizens Union Bank Mortgage Lending Mortgage Loan Officer	12/9/2015 10:12 AM
8	NA	12/7/2015 4:35 PM
9	na	12/7/2015 12:17 PM
10	na	12/4/2015 1:21 PM
11	N/A	12/3/2015 4:28 PM
12	n/a	12/3/2015 1:47 PM
13	N/A	12/3/2015 11:55 AM
14	n/a	12/2/2015 12:36 PM
15	Fayette Juvenile Detention Center Registered Nurse	11/30/2015 3:21 PM
16	NA	11/30/2015 2:34 PM
17	State of Kentucky Energy and Environment Cabinet Environmental Enforcement Specialist	11/30/2015 2:30 PM
18	NA	11/30/2015 2:25 PM
19	Commonwealth of Kentucky Division of Abandoned Mine Lands Environmental Scientist IV	11/30/2015 10:49 AM
20	NA	11/25/2015 11:15 AM
21	na	11/25/2015 11:10 AM
22	Lexington Universal Academy Long term Substitute teacher	11/25/2015 11:10 AM
23	NA	11/24/2015 5:38 PM
24	NA	11/24/2015 2:32 PM
25	na	11/23/2015 4:46 PM
26	NA	11/23/2015 4:21 PM
27	n/a	11/23/2015 1:20 PM
28	NA	11/23/2015 11:05 AM
29	NA	11/20/2015 3:08 PM
30	Transportation Cabinet- State Government	11/20/2015 2:22 PM
31	N/A	11/20/2015 11:11 AM
32	na	11/20/2015 10:06 AM
33	Currently working for the City of Frankfort as a Pretreatment Coordinat/Chemist	11/19/2015 4:51 PM
34	N/A	11/19/2015 12:36 PM
35	have not accepted an employment offer	11/18/2015 4:26 PM
36	NA	11/18/2015 12:25 PM
37	NA	11/18/2015 12:24 PM
38	Kentucky Transportation Cabinet Office of Civil Rights and Small Business Development Program Investigative Officer	11/18/2015 9:13 AM
39	KSU State Specialist for Sustainable Programs/Director, Center for Environmental Education (employed at KSU since 2007)	11/18/2015 9:10 AM

Graduating Survey - Fall 2015

Q19 Is the degree(s) you earned in the graduating term related to this position?

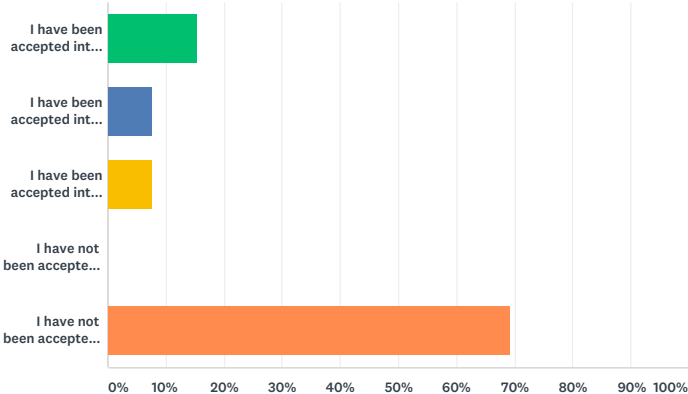
Answered: 39 Skipped: 25



ANSWER CHOICES	RESPONSES
Yes	43.59% 17
No	15.38% 6
Not yet applicable	41.03% 16
TOTAL	39

Q20 Which of the following best describes the current state of your educational activity?

Answered: 13 Skipped: 51

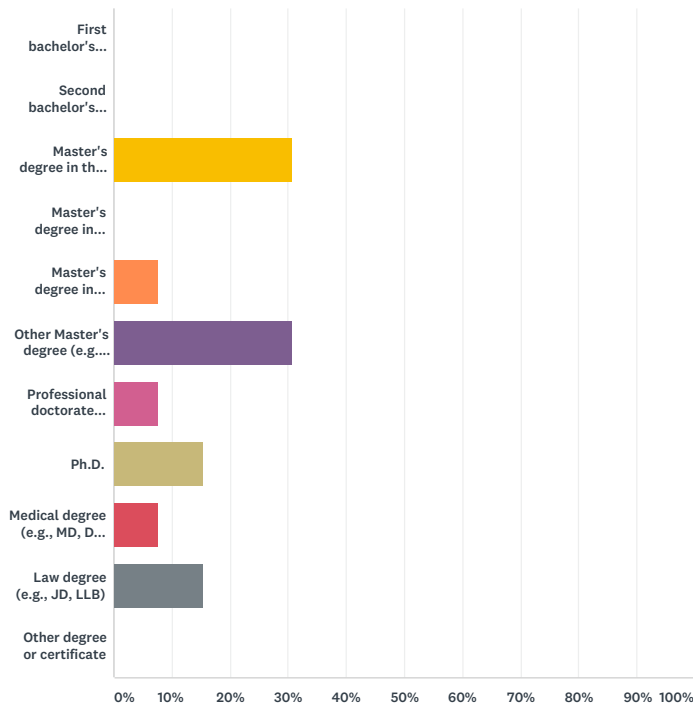


ANSWER CHOICES	RESPONSES	
I have been accepted into one or more programs and will be attending school next semester	15.38%	2
I have been accepted into one or more programs but am still deciding	7.69%	1
I have been accepted into one or more programs but have deferred admission for a semester	7.69%	1
I have not been accepted into a program(s) but am on one or more waiting lists	0.00%	0
I have not been accepted into a program(s) and am still waiting to hear	69.23%	9
TOTAL		13

Graduating Survey - Fall 2015

Q21 Which degree(s) do you plan to pursue beginning in the next semester or two.

Answered: 13 Skipped: 51



ANSWER CHOICES	RESPONSES	
First bachelor's degree	0.00%	0
Second bachelor's degree	0.00%	0
Master's degree in the Arts & Sciences	30.77%	4
Master's degree in Engineering	0.00%	0
Master's degree in Business (MBA)	7.69%	1
Other Master's degree (e.g., MPA, MSW, MSN, MAT, MPH, MM)	30.77%	4
Professional doctorate (e.g., EdD, DDiv, PsyD)	7.69%	1
Ph.D.	15.38%	2
Medical degree (e.g., MD, DO, DDS, DVM)	7.69%	1
Law degree (e.g., JD, LLB)	15.38%	2
Other degree or certificate	0.00%	0
Total Respondents: 13		

Graduating Survey - Fall 2015

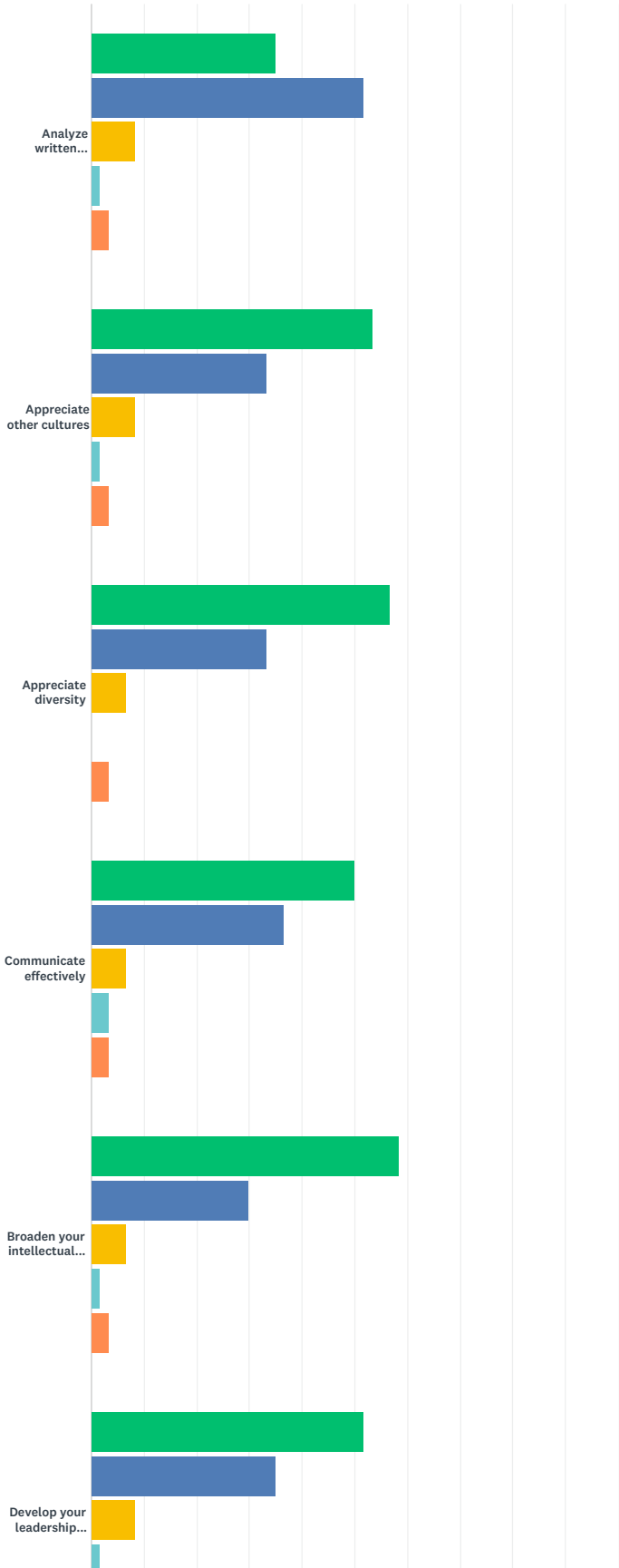
Q22 If you have been accepted into a program and will be attending school in the next semester or two please specify school, degree type, and major. For example: Kentucky State University Bachelor's Mathematics

Answered: 13 Skipped: 51

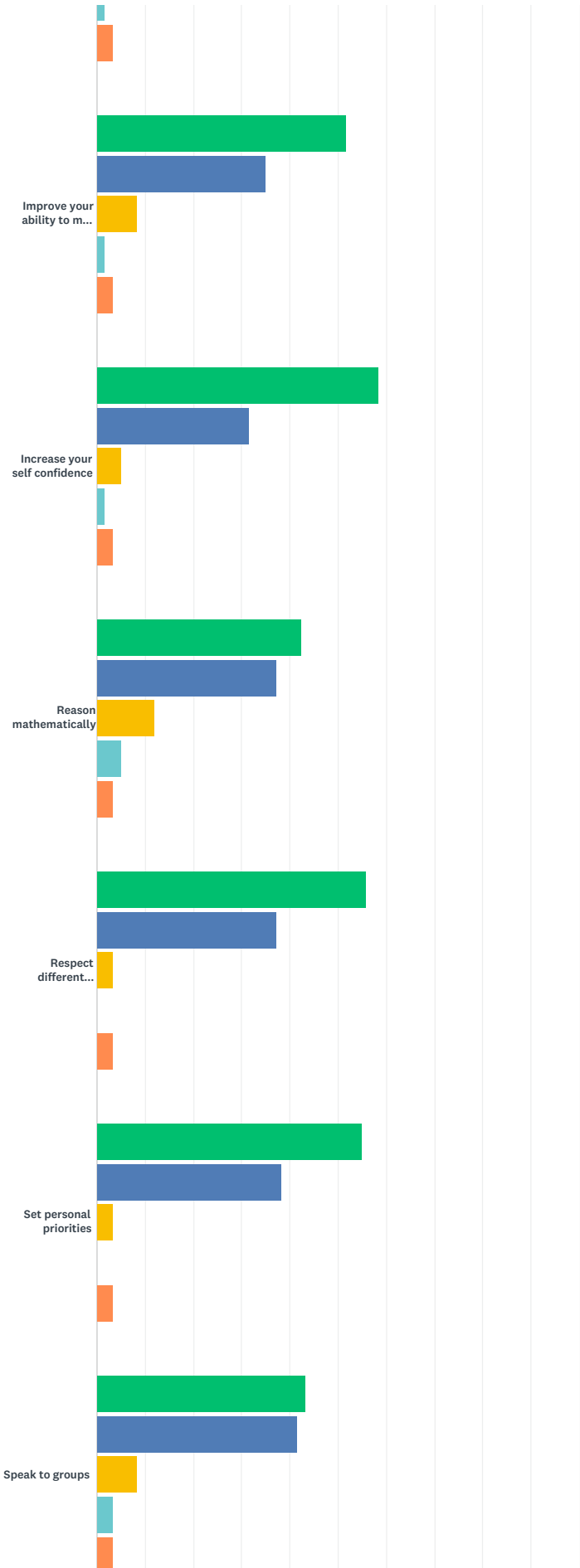
#	RESPONSES	DATE
1	N/A	12/9/2015 3:06 PM
2	n/a	12/9/2015 1:56 PM
3	i have not been accepted into graduate school yet but plan to attend within the next semester or two.	12/9/2015 11:02 AM
4	Still waiting to hear.	12/3/2015 4:42 PM
5	N/A	12/3/2015 2:46 PM
6	Applying to Western Michigan University Masters Sociology/ behavioral science	12/1/2015 2:13 PM
7	none	12/1/2015 11:50 AM
8	Liberty University Masters of Art and Teaching	11/30/2015 1:59 PM
9	East Tennessee State University Doctorate Physical Therapy	11/30/2015 11:49 AM
10	none	11/24/2015 3:50 PM
11	na	11/24/2015 1:08 PM
12	Georgetown College Masters in Education	11/23/2015 11:11 AM
13	Kentucky State University Master computer science	11/20/2015 4:33 PM

Q23 Indicate how effective your education at KSU has been in enabling you to do the following

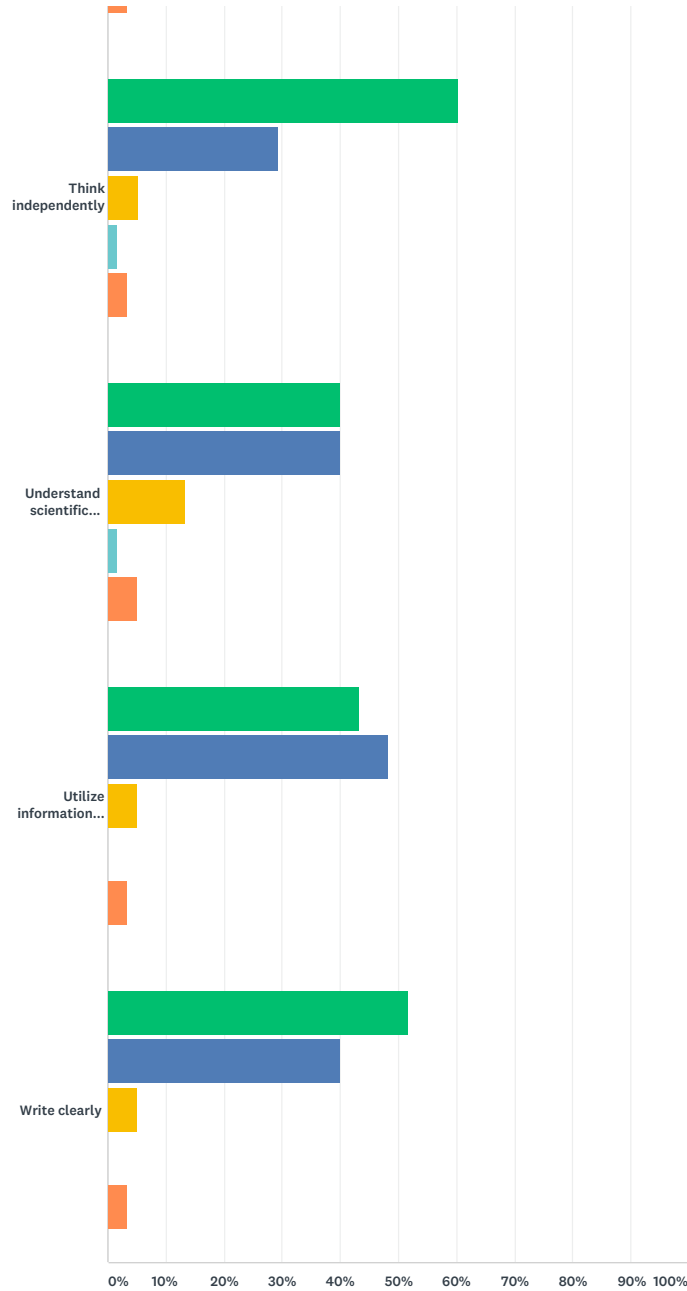
Answered: 60 Skipped: 4



Graduating Survey - Fall 2015



Graduating Survey - Fall 2015



■ Very Effective
 ■ Effective
 ■ Ineffective
 ■ Very Ineffective
 ■ N/A

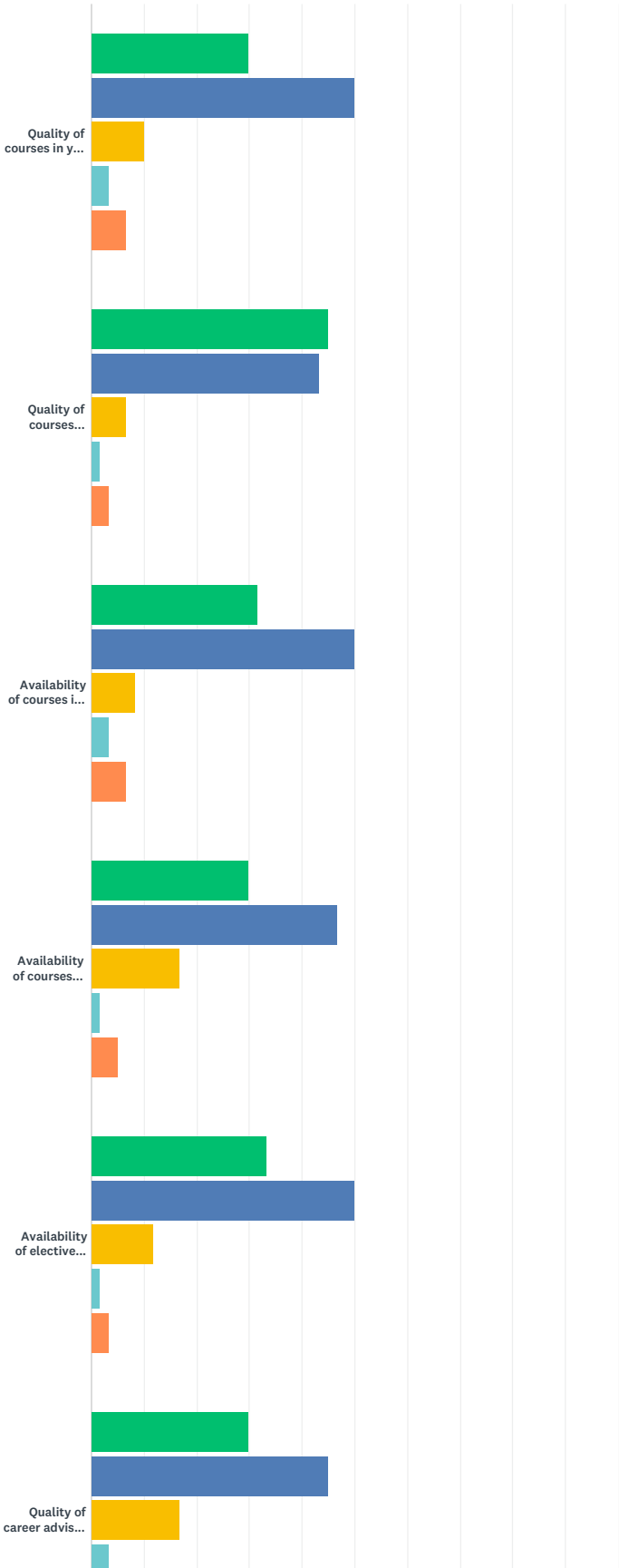
	VERY EFFECTIVE	EFFECTIVE	INEFFECTIVE	VERY INEFFECTIVE	N/A	TOTAL
Analyze written arguments	35.00% 21	51.67% 31	8.33% 5	1.67% 1	3.33% 2	60
Appreciate other cultures	53.33% 32	33.33% 20	8.33% 5	1.67% 1	3.33% 2	60
Appreciate diversity	56.67% 34	33.33% 20	6.67% 4	0.00% 0	3.33% 2	60
Communicate effectively	50.00% 30	36.67% 22	6.67% 4	3.33% 2	3.33% 2	60
Broaden your intellectual interests	58.33% 35	30.00% 18	6.67% 4	1.67% 1	3.33% 2	60
Develop your leadership skills	51.67% 31	35.00% 21	8.33% 5	1.67% 1	3.33% 2	60
Improve your ability to make decisions	51.67% 31	35.00% 21	8.33% 5	1.67% 1	3.33% 2	60
Increase your self confidence	58.33% 35	31.67% 19	5.00% 3	1.67% 1	3.33% 2	60
Reason mathematically	42.37% 25	37.29% 22	11.86% 7	5.08% 3	3.39% 2	59

Graduating Survey - Fall 2015

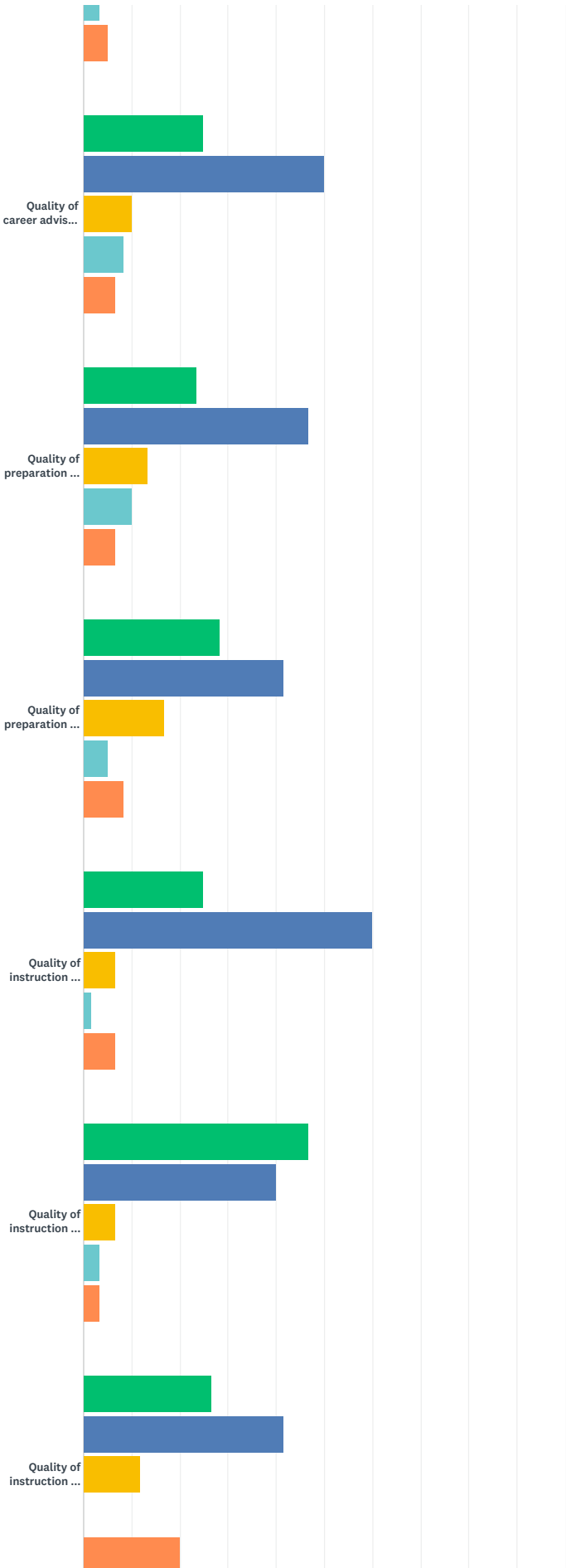
Respect different points of view	55.93% 33	37.29% 22	3.39% 2	0.00% 0	3.39% 2	59
Set personal priorities	55.00% 33	38.33% 23	3.33% 2	0.00% 0	3.33% 2	60
Speak to groups	43.33% 26	41.67% 25	8.33% 5	3.33% 2	3.33% 2	60
Think independently	60.34% 35	29.31% 17	5.17% 3	1.72% 1	3.45% 2	58
Understand scientific ideas	40.00% 24	40.00% 24	13.33% 8	1.67% 1	5.00% 3	60
Utilize information technology	43.33% 26	48.33% 29	5.00% 3	0.00% 0	3.33% 2	60
Write clearly	51.67% 31	40.00% 24	5.00% 3	0.00% 0	3.33% 2	60

Q24 Indicate your level of satisfaction with the following aspects of your education at KSU

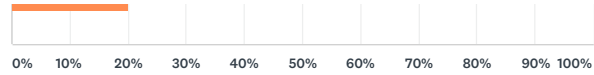
Answered: 60 Skipped: 4



Graduating Survey - Fall 2015



Graduating Survey - Fall 2015

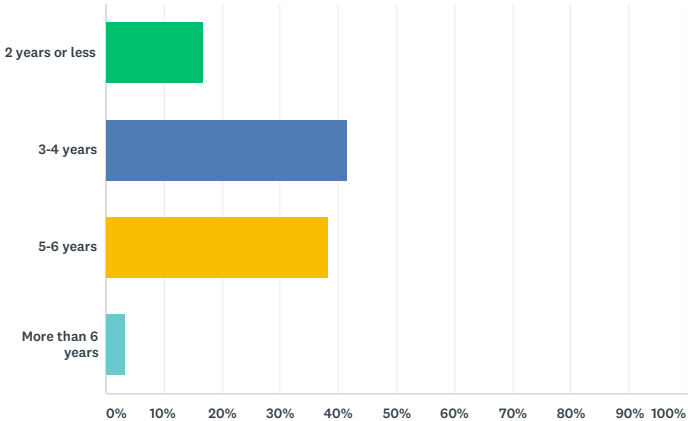


■ Very Satisfied
 ■ Satisfied
 ■ Dissatisfied
 ■ Very Dissatisfied
 ■ N/A

	VERY SATISFIED	SATISFIED	DISSATISFIED	VERY DISSATISFIED	N/A	TOTAL
Quality of courses in your Liberal Studies requirements	30.00% 18	50.00% 30	10.00% 6	3.33% 2	6.67% 4	60
Quality of courses required by your major	45.00% 27	43.33% 26	6.67% 4	1.67% 1	3.33% 2	60
Availability of courses in your Liberal Studies requirements	31.67% 19	50.00% 30	8.33% 5	3.33% 2	6.67% 4	60
Availability of courses required by your major	30.00% 18	46.67% 28	16.67% 10	1.67% 1	5.00% 3	60
Availability of elective courses	33.33% 20	50.00% 30	11.67% 7	1.67% 1	3.33% 2	60
Quality of career advising by faculty/advisor	30.00% 18	45.00% 27	16.67% 10	3.33% 2	5.00% 3	60
Quality of career advising by the career services office	25.00% 15	50.00% 30	10.00% 6	8.33% 5	6.67% 4	60
Quality of preparation for employment	23.33% 14	46.67% 28	13.33% 8	10.00% 6	6.67% 4	60
Quality of preparation for graduate or professional school	28.33% 17	41.67% 25	16.67% 10	5.00% 3	8.33% 5	60
Quality of instruction by faculty in your Liberal Studies requirement courses	25.00% 15	60.00% 36	6.67% 4	1.67% 1	6.67% 4	60
Quality of instruction by faculty in your major	46.67% 28	40.00% 24	6.67% 4	3.33% 2	3.33% 2	60
Quality of instruction by KSU tutors	26.67% 16	41.67% 25	11.67% 7	0.00% 0	20.00% 12	60

Q25 How long has it taken you to earn your degree?

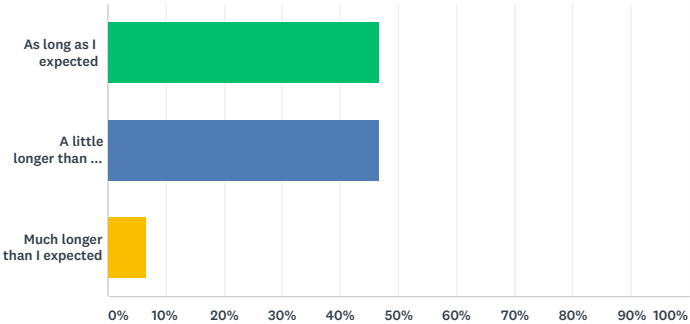
Answered: 60 Skipped: 4



ANSWER CHOICES	RESPONSES	
2 years or less	16.67%	10
3-4 years	41.67%	25
5-6 years	38.33%	23
More than 6 years	3.33%	2
TOTAL		60

Q26 The period to complete your degree was....

Answered: 60 Skipped: 4



ANSWER CHOICES	RESPONSES
As long as I expected	46.67% 28
A little longer than I expected	46.67% 28
Much longer than I expected	6.67% 4
TOTAL	60

Graduating Survey - Fall 2015

Q27 If you could change two things about KSU, what would they be?

Answered: 52 Skipped: 12

ANSWER CHOICES		RESPONSES
1.		100.00% 52
2.		100.00% 52

#	1.	DATE
1	NA	12/17/2015 5:02 PM
2	Response To Emails	12/17/2015 3:16 PM
3	scholarship problems each semester	12/15/2015 12:58 PM
4	more classes offered	12/14/2015 11:13 AM
5	Dorm life	12/11/2015 11:53 AM
6	School Spirit	12/9/2015 3:10 PM
7	Communication between different departments and overall willingness to help students.	12/9/2015 2:02 PM
8	n/a	12/9/2015 1:49 PM
9	I would change school morale.	12/9/2015 11:06 AM
10	Strict teachers in class	12/9/2015 10:51 AM
11	more commuter parking	12/7/2015 4:44 PM
12	teaching methods	12/7/2015 12:22 PM
13	better research equipment	12/4/2015 1:25 PM
14	The student teacher interaction	12/3/2015 4:45 PM
15	I would make foreign language optional if it is not my major	12/3/2015 2:52 PM
16	The entire COS department	12/3/2015 11:58 AM
17	convenient parking	12/3/2015 11:05 AM
18	communication skills	12/2/2015 12:39 PM
19	communication	12/1/2015 2:18 PM
20	more people on campus	12/1/2015 11:56 AM
21	communication between departments	11/30/2015 3:25 PM
22	SCHOOL SPIRIT	11/30/2015 2:38 PM
23	More activities on campus	11/30/2015 2:32 PM
24	communication skills	11/30/2015 2:03 PM
25	Organization	11/30/2015 11:52 AM
26	More elective choices offered at night	11/30/2015 10:55 AM
27	communication	11/25/2015 11:16 AM
28	more options for non traditional students	11/25/2015 11:13 AM
29	The cafeteria food and service	11/25/2015 11:12 AM
30	MORALITY	11/24/2015 5:44 PM
31	School moral involving athletics	11/24/2015 3:53 PM
32	Information dissemination here is poor. First, it takes a long time to be notified of registration, fin aid, or graduation requirements, then there is disagreement between members of the same ASB office and a third opinion by my department. It has been unbelievably frustrating and anxiety inducing. Fear that I will be kicked out for non-payment or failing to fill out a form that I didn't know existed.	11/24/2015 2:40 PM
33	The way some staff handle the students or paying customers	11/24/2015 2:04 PM
34	school moral	11/24/2015 1:12 PM
35	Organization factor	11/24/2015 12:14 PM
36	the education department	11/23/2015 4:49 PM
37	Increase in morale/school spirit.	11/23/2015 4:26 PM
38	Financial Stability	11/23/2015 1:26 PM
39	NA	11/23/2015 11:13 AM
40	School Pride	11/23/2015 11:08 AM
41	The pride of the University	11/20/2015 3:11 PM
42	parking	11/20/2015 2:23 PM
43	Professors that speak English as their first language	11/20/2015 1:31 PM
44	It seems like what the students feel don't matter or won't get changed	11/20/2015 11:16 AM
45	criminal justice department needs more professors	11/20/2015 10:11 AM
46	More classes offered for major	11/19/2015 12:39 PM
47	unorganized	11/18/2015 4:31 PM
48	Stronger Political Science Program	11/18/2015 12:28 PM
49	how things are ran	11/18/2015 12:28 PM

Graduating Survey - Fall 2015

50	organization	11/18/2015 11:06 AM
51	Have the administration care about your progress and follow up	11/18/2015 9:20 AM
52	staff/faculty willingness to think differently and out of the box	11/18/2015 9:17 AM
#	2.	DATE
1	NA	12/17/2015 5:02 PM
2	Communication overall	12/17/2015 3:16 PM
3	Unity between AFE program and Core programs	12/15/2015 12:58 PM
4	better variety of classes	12/14/2015 11:13 AM
5	Some of our professors	12/11/2015 11:53 AM
6	The Food	12/9/2015 3:10 PM
7	Student involvement in activities and actively promoting campus activities.	12/9/2015 2:02 PM
8	n/a	12/9/2015 1:49 PM
9	I would change some professors to be more caring about the students.	12/9/2015 11:06 AM
10	Room for diversity	12/9/2015 10:51 AM
11	More classes towards my degree	12/7/2015 4:44 PM
12	school environment	12/7/2015 12:22 PM
13	a bigger operating budget	12/4/2015 1:25 PM
14	The have the instructors care more about their position and actually teach instead of readign off a power point	12/3/2015 4:45 PM
15	Better communication among staff and faculty	12/3/2015 2:52 PM
16	Number of TAs	12/3/2015 11:58 AM
17	more relaxed faculty/staff	12/3/2015 11:05 AM
18	organization skills	12/2/2015 12:39 PM
19	more professors	12/1/2015 2:18 PM
20	food in the cafe	12/1/2015 11:56 AM
21	easier enrollment/graduation processes	11/30/2015 3:25 PM
22	EVERYONES PRIDE IN THEIR UNIVERSITY(INCLUDING STAFF)	11/30/2015 2:38 PM
23	Better conditions in the bandroom	11/30/2015 2:32 PM
24	transmission of communication	11/30/2015 2:03 PM
25	Student Moral	11/30/2015 11:52 AM
26	More efficient processes for Registration and Graduation	11/30/2015 10:55 AM
27	building quality	11/25/2015 11:16 AM
28	able to talk to ksu workers at asb over the phone	11/25/2015 11:13 AM
29	The customer service	11/25/2015 11:12 AM
30	Being Organized	11/24/2015 5:44 PM
31	Better organization in some of the departments	11/24/2015 3:53 PM
32	These silly form scavenger hunts are ridiculous. I know Banner supports digital signatures that would make it so much easier on everyone (and much harder to forge - login with your ID and password in order to sign).	11/24/2015 2:40 PM
33	The random charges	11/24/2015 2:04 PM
34	intensness o fthe courses	11/24/2015 1:12 PM
35	Financial help for students	11/24/2015 12:14 PM
36	would have more teachers	11/23/2015 4:49 PM
37	Better advising so students can understand how many classes and credits they need to take before they graduate and they get experience directly related to their field.	11/23/2015 4:26 PM
38	Graduation rate	11/23/2015 1:26 PM
39	NA	11/23/2015 11:13 AM
40	Keeping off campus students informed.	11/23/2015 11:08 AM
41	The number of alumni who work here.	11/20/2015 3:11 PM
42	attendance policy	11/20/2015 2:23 PM
43	The cafeteria	11/20/2015 1:31 PM
44	We lack the amount of faculty needed to run successful	11/20/2015 11:16 AM
45	na	11/20/2015 10:11 AM
46	More professors	11/19/2015 12:39 PM
47	time utilization	11/18/2015 4:31 PM
48	More involement in community	11/18/2015 12:28 PM
49	tution	11/18/2015 12:28 PM
50	the attitudes of certain LLP professors	11/18/2015 11:06 AM
51	Get information out in a timely matter. My experience has been that every event does not get achieved until the last minute	11/18/2015 9:20 AM
52	the degree to which staff/faculty want to create positive change	11/18/2015 9:17 AM

Graduating Survey - Fall 2015

Q28 Identify two things about KSU that makes it unique compared to other colleges and universities

Answered: 48 Skipped: 16

ANSWER CHOICES	RESPONSES	
1.	100.00%	48
2.	95.83%	46

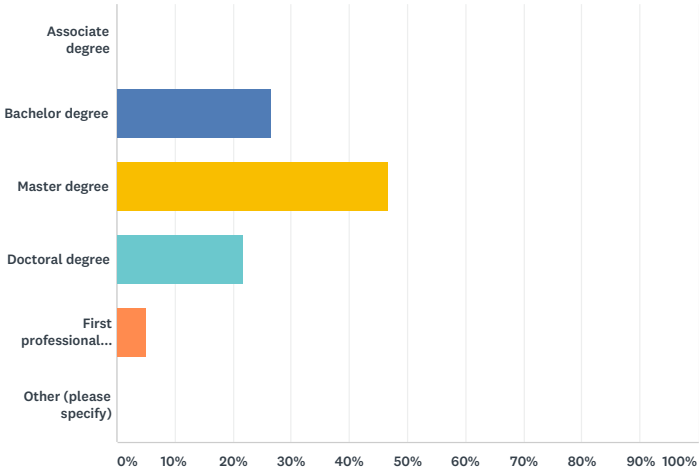
#	1.	DATE
1	na	12/17/2015 5:02 PM
2	HBCU	12/17/2015 3:16 PM
3	Diversity	12/15/2015 12:58 PM
4	the students	12/14/2015 11:13 AM
5	Being an HBCU	12/11/2015 11:53 AM
6	Smaller University, Closer as a Family	12/9/2015 3:10 PM
7	We have a much more diverse campus than most HBCUs.	12/9/2015 2:02 PM
8	n/a	12/9/2015 1:49 PM
9	smaller classes.	12/9/2015 11:06 AM
10	HBCU	12/9/2015 10:51 AM
11	Small Capial city	12/7/2015 4:44 PM
12	the small classrooms size	12/7/2015 12:22 PM
13	ease of access to faculty	12/4/2015 1:25 PM
14	Historic black college	12/3/2015 2:52 PM
15	n/a	12/3/2015 11:58 AM
16	the history of the university	12/2/2015 12:39 PM
17	small class room settings	12/1/2015 2:18 PM
18	it is the only hbcu in kentucky	12/1/2015 11:56 AM
19	n/a	11/30/2015 3:25 PM
20	THE BAND	11/30/2015 2:38 PM
21	Tradition	11/30/2015 2:32 PM
22	Diversity	11/30/2015 2:03 PM
23	Historical history	11/30/2015 11:52 AM
24	Friendly, laid back atmosphere	11/30/2015 10:55 AM
25	diversity	11/25/2015 11:13 AM
26	Diversity	11/25/2015 11:12 AM
27	Students	11/24/2015 5:44 PM
28	Small university so most people are close	11/24/2015 3:53 PM
29	The grant money and the opportunities provided by them are great.	11/24/2015 2:40 PM
30	the bump	11/24/2015 2:04 PM
31	It is a small school and helps connect the students	11/24/2015 1:12 PM
32	Although a historically black insitution, very diverse	11/24/2015 12:14 PM
33	oppurtunities presented by SGA	11/23/2015 4:49 PM
34	The people. Thsi institution has allowed me to network and come across people that are truly interested in seeing me succeed.	11/23/2015 4:26 PM
35	Location	11/23/2015 1:26 PM
36	History	11/23/2015 11:13 AM
37	Diversity	11/23/2015 11:08 AM
38	Small Insitution	11/20/2015 3:11 PM
39	diversity of cultures	11/20/2015 2:23 PM
40	Very diverse campus	11/20/2015 1:31 PM
41	It is an HBCU	11/20/2015 11:16 AM
42	being a black college of course	11/20/2015 10:11 AM
43	Personal relationships built	11/19/2015 12:39 PM
44	HBCU	11/18/2015 4:31 PM
45	Small class sizes	11/18/2015 12:28 PM
46	family oriented	11/18/2015 12:28 PM
47	The diverse cultures from around American	11/18/2015 11:06 AM
48	It's in frankfort	11/18/2015 9:20 AM
#	2.	DATE
1	NA	12/17/2015 5:02 PM

Graduating Survey - Fall 2015

2	Small	12/17/2015 3:16 PM
3	Scholarship opportunities	12/15/2015 12:58 PM
4	the teachers	12/14/2015 11:13 AM
5	Our Pride	12/11/2015 11:53 AM
6	The support from Alumni and past employees	12/9/2015 3:10 PM
7	Support between athletic teams is strong.	12/9/2015 2:02 PM
8	n/a	12/9/2015 1:49 PM
9	the diversity is great .	12/9/2015 11:06 AM
10	Liberal arts	12/9/2015 10:51 AM
11	A beautiful and clean campus	12/7/2015 4:44 PM
12	relationships with staff	12/7/2015 12:22 PM
13	diversity	12/4/2015 1:25 PM
14	Small campus with accreditation, so you can transfer credits	12/3/2015 2:52 PM
15	n/a	12/3/2015 11:58 AM
16	the diversity	12/2/2015 12:39 PM
17	electives	12/1/2015 2:18 PM
18	it is very diverse with different people from all over the world	12/1/2015 11:56 AM
19	n/a	11/30/2015 3:25 PM
20	RELATIONSHIP WITH UNIVERSITY PRESIDENT	11/30/2015 2:38 PM
21	Heritage	11/30/2015 2:32 PM
22	small family atmosphere	11/30/2015 2:03 PM
23	More personal atmosphere with instructors	11/30/2015 11:52 AM
24	More African American faculty and staff	11/30/2015 10:55 AM
25	some classes offered at night	11/25/2015 11:13 AM
26	Pride	11/24/2015 5:44 PM
27	n/a	11/24/2015 3:53 PM
28	Institutional resources like Aquaculture, the High Tunnels, and the Resarch Farm are excellent advantages	11/24/2015 2:40 PM
29	the unity	11/24/2015 2:04 PM
30	The professors are very helpful.	11/24/2015 1:12 PM
31	The many organizations that can fit that particular individual	11/24/2015 12:14 PM
32	a president who really cares	11/23/2015 4:49 PM
33	The opporunities. As a smaller HBCU, the opportunity allowed for me to grow and allso explore mass comm options has been tremendous and the staff and faculty have been extremely helpful in allowing me to achieve what it is I want.	11/23/2015 4:26 PM
34	School spirit	11/23/2015 1:26 PM
35	Heriatge	11/23/2015 11:13 AM
36	Small Family Environment	11/23/2015 11:08 AM
37	Great programs	11/20/2015 3:11 PM
38	easily accesible campus	11/20/2015 2:23 PM
39	Close bond with everyone	11/20/2015 1:31 PM
40	We are proud to be a Throrobred.	11/20/2015 11:16 AM
41	how much like family it feels	11/20/2015 10:11 AM
42	Willingness to help	11/19/2015 12:39 PM
43	diversity	11/18/2015 12:28 PM
44	great instructors	11/18/2015 12:28 PM
45	The diverse cultures from around the world i.e. China, Korea, and Africa etc.	11/18/2015 11:06 AM
46	Morale is low in students, faculty and staff	11/18/2015 9:20 AM

Q29 What is the highest degree you plan to achieve?

Answered: 60 Skipped: 4

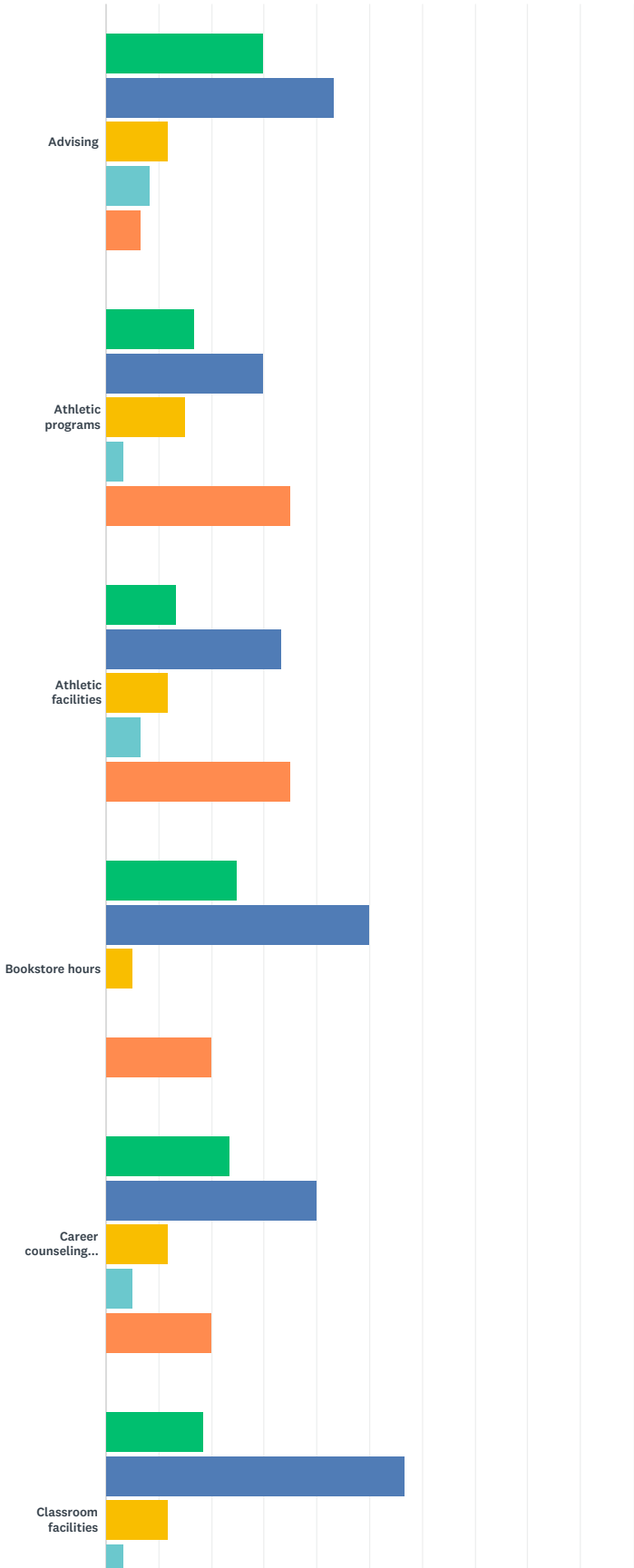


ANSWER CHOICES		RESPONSES	
Associate degree		0.00%	0
Bachelor degree		26.67%	16
Master degree		46.67%	28
Doctoral degree		21.67%	13
First professional degree (e.g., medical doctor, lawyer)		5.00%	3
Other (please specify)		0.00%	0
TOTAL			60

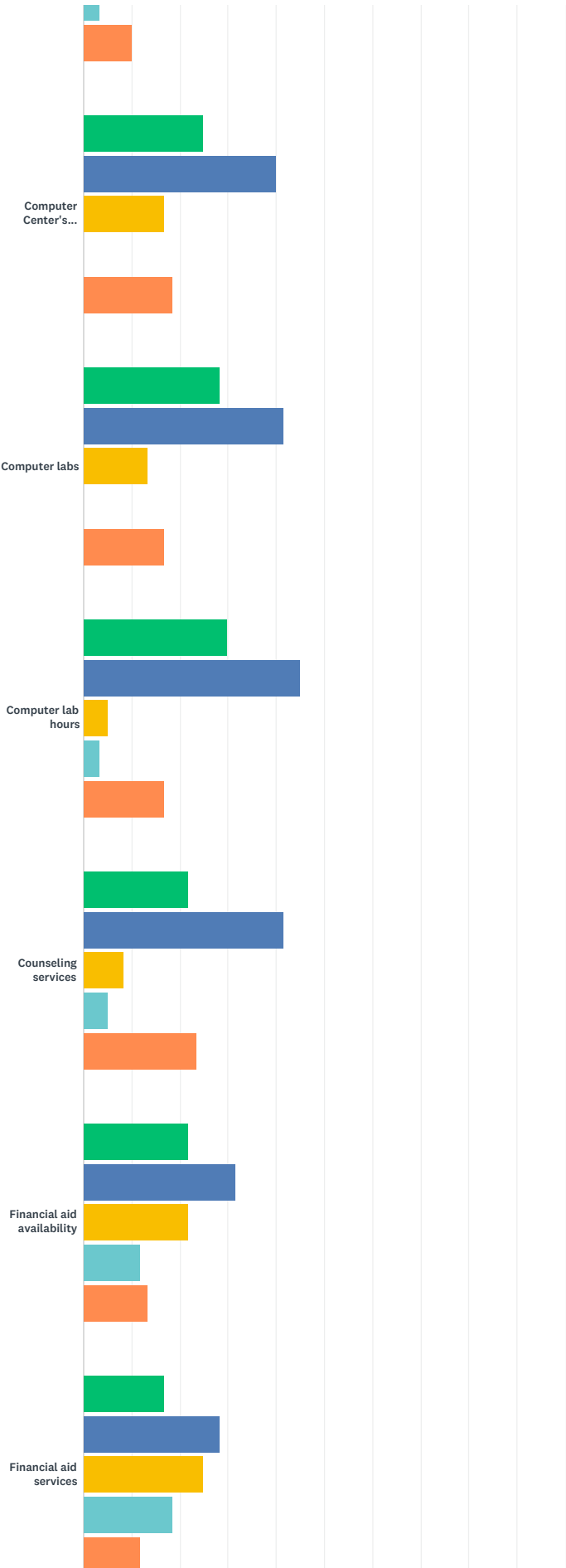
#	OTHER (PLEASE SPECIFY)	DATE
	There are no responses.	

Q30 Indicate your level of satisfaction with the following programs and services at KSU

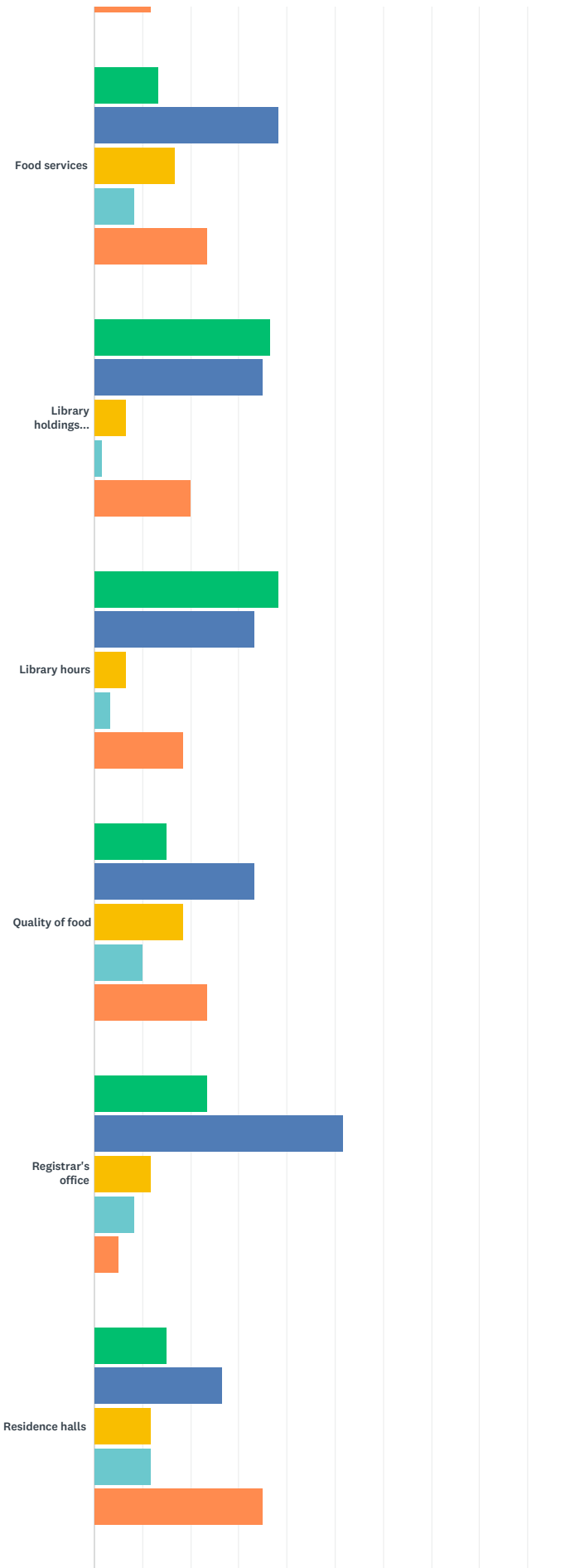
Answered: 60 Skipped: 4



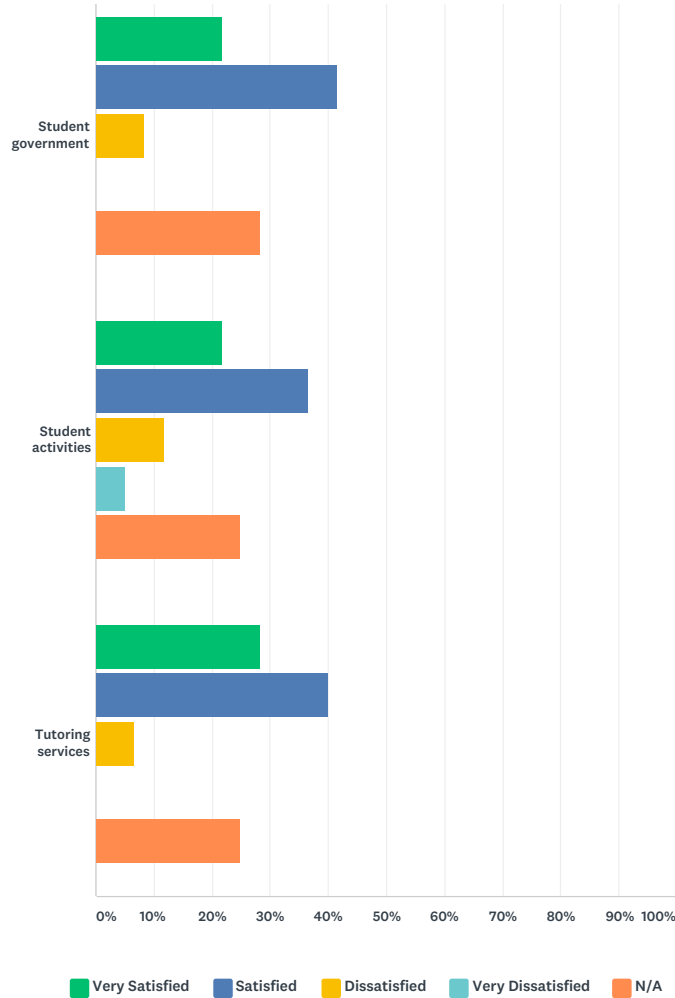
Graduating Survey - Fall 2015



Graduating Survey - Fall 2015



Graduating Survey - Fall 2015



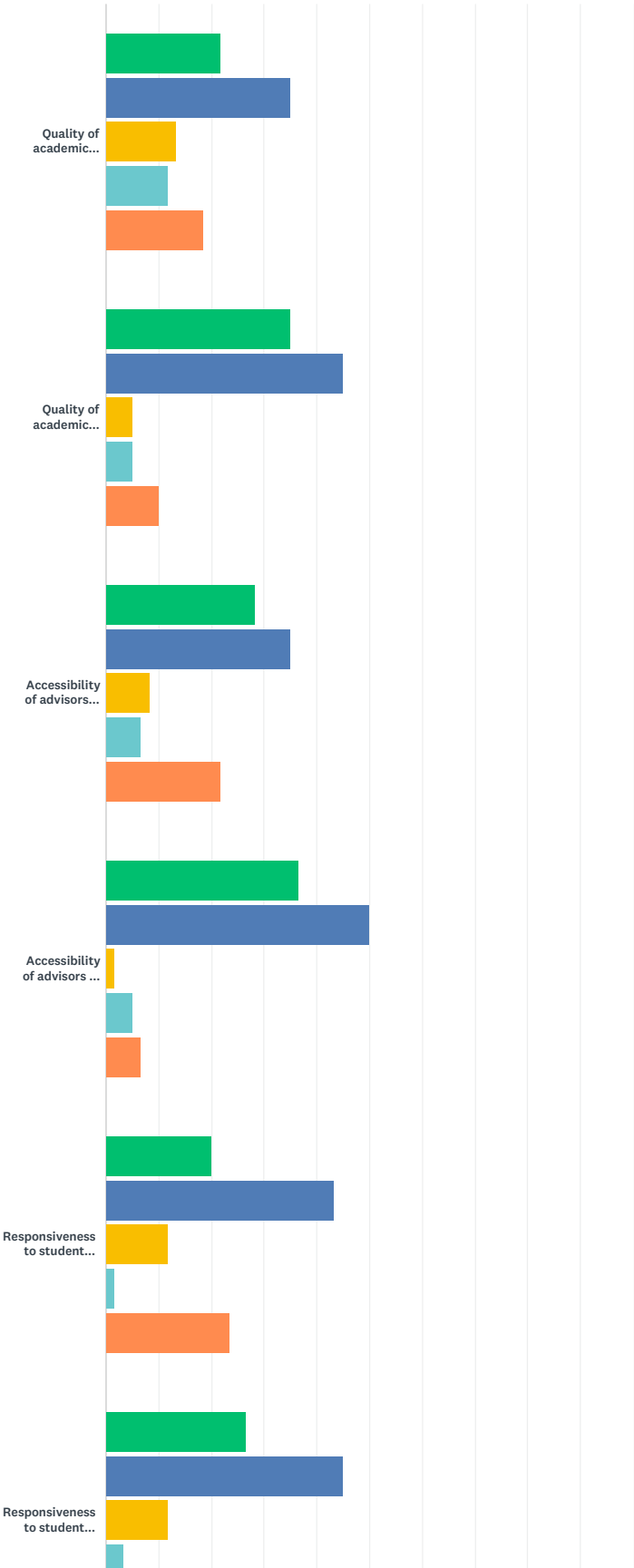
	VERY SATISFIED	SATISFIED	DISSATISFIED	VERY DISSATISFIED	N/A	TOTAL
Advising	30.00% 18	43.33% 26	11.67% 7	8.33% 5	6.67% 4	60
Athletic programs	16.67% 10	30.00% 18	15.00% 9	3.33% 2	35.00% 21	60
Athletic facilities	13.33% 8	33.33% 20	11.67% 7	6.67% 4	35.00% 21	60
Bookstore hours	25.00% 15	50.00% 30	5.00% 3	0.00% 0	20.00% 12	60
Career counseling services	23.33% 14	40.00% 24	11.67% 7	5.00% 3	20.00% 12	60
Classroom facilities	18.33% 11	56.67% 34	11.67% 7	3.33% 2	10.00% 6	60
Computer Center's services	25.00% 15	40.00% 24	16.67% 10	0.00% 0	18.33% 11	60
Computer labs	28.33% 17	41.67% 25	13.33% 8	0.00% 0	16.67% 10	60
Computer lab hours	30.00% 18	45.00% 27	5.00% 3	3.33% 2	16.67% 10	60
Counseling services	21.67% 13	41.67% 25	8.33% 5	5.00% 3	23.33% 14	60
Financial aid availability	21.67% 13	31.67% 19	21.67% 13	11.67% 7	13.33% 8	60
Financial aid services	16.67% 10	28.33% 17	25.00% 15	18.33% 11	11.67% 7	60
Food services	13.33% 8	38.33% 23	16.67% 10	8.33% 5	23.33% 14	60
Library holdings (books, journals, magazine, etc.)	36.67% 22	35.00% 21	6.67% 4	1.67% 1	20.00% 12	60
Library hours	38.33% 23	33.33% 20	6.67% 4	3.33% 2	18.33% 11	60
Quality of food	15.00% 9	33.33% 20	18.33% 11	10.00% 6	23.33% 14	60

Graduating Survey - Fall 2015

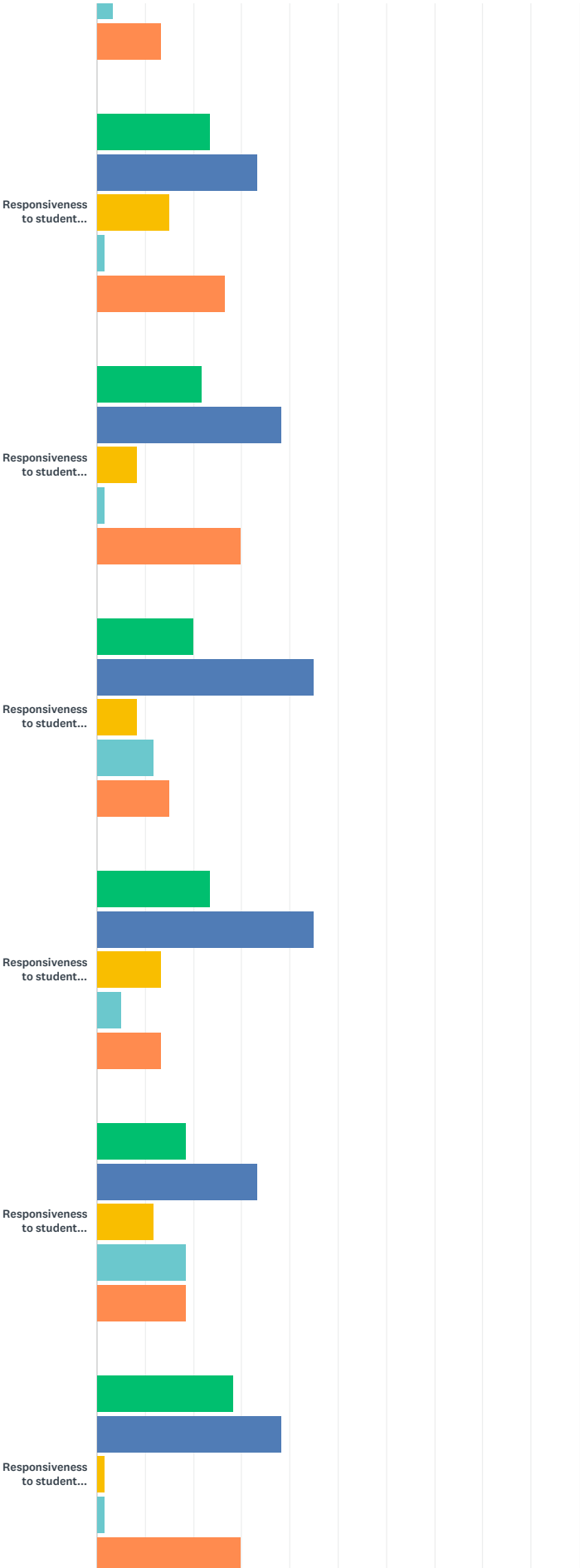
Registrar's office	23.33% 14	51.67% 31	11.67% 7	8.33% 5	5.00% 3	60
Residence halls	15.00% 9	26.67% 16	11.67% 7	11.67% 7	35.00% 21	60
Student government	21.67% 13	41.67% 25	8.33% 5	0.00% 0	28.33% 17	60
Student activities	21.67% 13	36.67% 22	11.67% 7	5.00% 3	25.00% 15	60
Tutoring services	28.33% 17	40.00% 24	6.67% 4	0.00% 0	25.00% 15	60

Q31 Indicate your level of satisfaction with the following aspects of your education at KSU

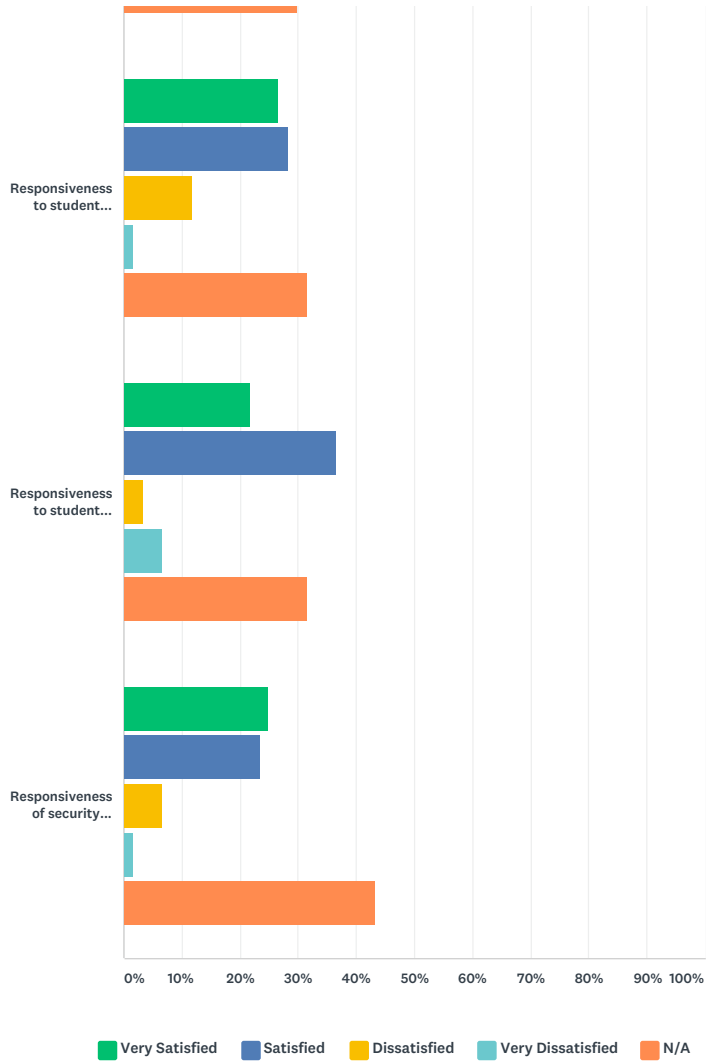
Answered: 60 Skipped: 4



Graduating Survey - Fall 2015



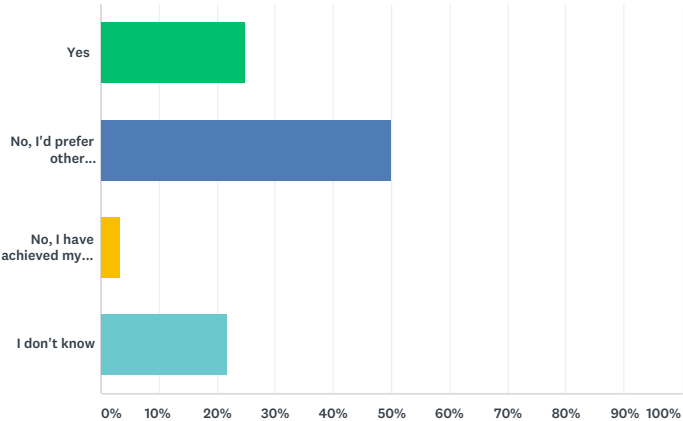
Graduating Survey - Fall 2015



	VERY SATISFIED	SATISFIED	DISSATISFIED	VERY DISSATISFIED	N/A	TOTAL
Quality of academic advising before you declared a major	21.67% 13	35.00% 21	13.33% 8	11.67% 7	18.33% 11	60
Quality of academic advising in your major	35.00% 21	45.00% 27	5.00% 3	5.00% 3	10.00% 6	60
Accessibility of advisors before you declared a major	28.33% 17	35.00% 21	8.33% 5	6.67% 4	21.67% 13	60
Accessibility of advisors in your major	36.67% 22	50.00% 30	1.67% 1	5.00% 3	6.67% 4	60
Responsiveness to student concerns by your Dean's office	20.00% 12	43.33% 26	11.67% 7	1.67% 1	23.33% 14	60
Responsiveness to student concerns by your departmental office	26.67% 16	45.00% 27	11.67% 7	3.33% 2	13.33% 8	60
Responsiveness to student concerns by the office of student affairs	23.33% 14	33.33% 20	15.00% 9	1.67% 1	26.67% 16	60
Responsiveness to student concerns by the provost's office	21.67% 13	38.33% 23	8.33% 5	1.67% 1	30.00% 18	60
Responsiveness to student concerns by the registrar's office	20.00% 12	45.00% 27	8.33% 5	11.67% 7	15.00% 9	60
Responsiveness to student concerns by the bursar's office	23.33% 14	45.00% 27	13.33% 8	5.00% 3	13.33% 8	60
Responsiveness to student concerns by the financial aid office	18.33% 11	33.33% 20	11.67% 7	18.33% 11	18.33% 11	60
Responsiveness to student concerns by the library staff	28.33% 17	38.33% 23	1.67% 1	1.67% 1	30.00% 18	60
Responsiveness to student concerns by the food service staff	26.67% 16	28.33% 17	11.67% 7	1.67% 1	31.67% 19	60
Responsiveness to student concerns by the security staff	21.67% 13	36.67% 22	3.33% 2	6.67% 4	31.67% 19	60
Responsiveness of security staff to emergency telephone calls	25.00% 15	23.33% 14	6.67% 4	1.67% 1	43.33% 26	60

Q32 Would you continue your education at KSU?

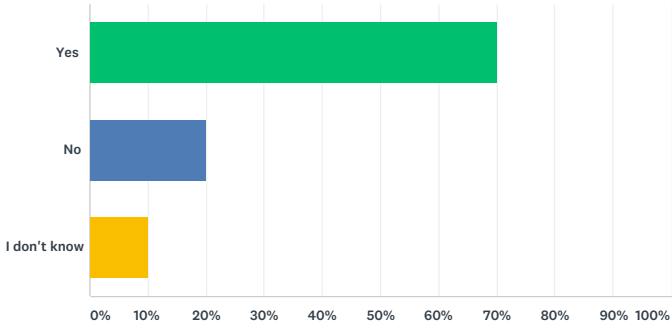
Answered: 60 Skipped: 4



ANSWER CHOICES	RESPONSES	
Yes	25.00%	15
No, I'd prefer other Institution	50.00%	30
No, I have achieved my highest degree	3.33%	2
I don't know	21.67%	13
TOTAL		60

Q33 Is KSU a good value for the education that student receive?

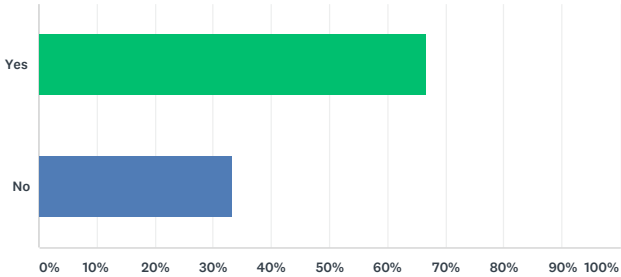
Answered: 60 Skipped: 4



ANSWER CHOICES	RESPONSES	
Yes	70.00%	42
No	20.00%	12
I don't know	10.00%	6
TOTAL		60

Q34 Will you recommend KSU to other students?

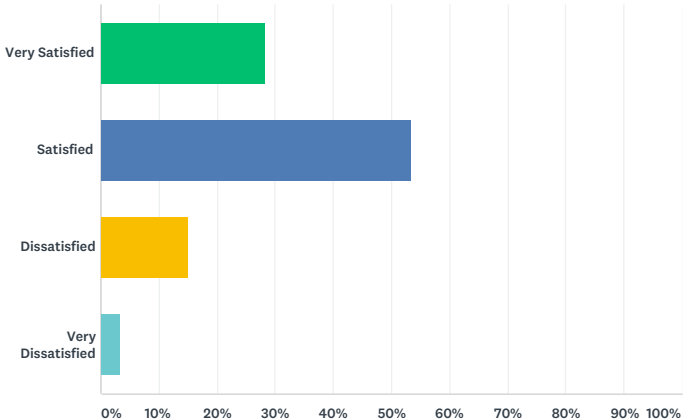
Answered: 60 Skipped: 4



ANSWER CHOICES	RESPONSES	
Yes	66.67%	40
No	33.33%	20
TOTAL		60

Q35 Overall, how satisfied have you been with your education at the Kentucky State University?

Answered: 60 Skipped: 4



ANSWER CHOICES	RESPONSES	
Very Satisfied	28.33%	17
Satisfied	53.33%	32
Dissatisfied	15.00%	9
Very Dissatisfied	3.33%	2
TOTAL		60

Graduating Survey - Fall 2015

Q36 Please provide comments you think necessary to improve KSU in the future

Answered: 30 Skipped: 34

#	RESPONSES	DATE
1	NA	12/17/2015 5:04 PM
2	Better communication in all departments especially when you have students like me that are online students and who live very far away. It was extremely hard at times to get anything accomplished like registering for classes and also being able to get all my information and everything completed with graduation. Also, something that should improve is making sure when one achedmic advisor or just whenever you start a degree you actually stick to the degree classes that were setup when you first arrived at the school. I had an issue with that I arrived at the school and was told I would only have to take a certain amount of classes and then when the man over the department left someone told me that i had to do extra work that I was not suppose to do or was not told to do before I applied to this school. That set me back a little because of the change in people over my department.	12/17/2015 3:20 PM
3	Instructors outside my core program did not seem to respect the AFE program. Through my experience my professors in my degree field were much better professors overall than those of my other classes. I believe the AFE program offers a great service to the community and the university. Creating unity between the two programs would be beneficial to the university. I would like to note that there seems to be improvement in class programs and college services with our new president.	12/15/2015 1:04 PM
4	na	12/14/2015 11:13 AM
5	I believe that if all departments were on the same accord as far as making sure students are having the best experience they can and willingness to help students and not seem annoyed is something that could greatly improve a student's experince here. Things don't tend to get done in a timely manner within most departments at ASB and it seems that too often advice among students is to seek out one particular person in a department for help. We should be able to go into a department at any point in time at any place in the school and recieve the same quality of help from each person.	12/9/2015 2:06 PM
6	Much better advisors and staff	12/9/2015 10:53 AM
7	na	12/7/2015 4:47 PM
8	better professors	12/7/2015 12:24 PM
9	I think you should have better communication. I think you should do away with service hours for UNV 101 and also make sure that students enroll in the course their first year of college, and if they are transfer students, make sure you give them that option, if they have never taken it before. Also, if they have went the entire 4 years without UNV 101, they should not be required to take it because they should know the history of KSU and they should know how to study. Basically, they should know everything that UNV teaches, so it should not be required as a senior. Also, you should change the foreign language requirement if it is not a part of the students major.	12/3/2015 2:57 PM
10	Change the COS department as soon as possible	12/3/2015 11:59 AM
11	Distressing to feel all the tenson among faculty/staff.	12/3/2015 11:08 AM
12	n/a	12/2/2015 12:40 PM
13	communication is key!	12/1/2015 2:20 PM
14	more helping with travel services for the students and better financial aid services	12/1/2015 12:01 PM
15	TAKING INTO CONSIDERATION WHAT THE CURRENT STUDENTS WANT SO THAT THEY CAN BE THE REASON THAT MORE STUDENTS COME TO KENTUCKY STATE UNIVERSITY!	11/30/2015 2:40 PM
16	Increase activities and events for incoming freshmen.	11/30/2015 2:34 PM
17	It seems that several concerns are voiced, but they are never made a priority.	11/30/2015 11:54 AM
18	Things seemed a bit scatter brained in the CAFSSS. It was difficult to know what was needed for my Capstone Research Project and I did not receive a Graduate Handbook until my final semester which outlined specifics for graduating. Many of the professors seemed preoccupied with other duties and my advisor seemed overwhelmed with his work load. I would recommend highering more, quality professors to offer better quality classes, especially electives, and to help out non-traditional students who need to take night classes. The new process for registration is a pain, especially to students who pay bills on time and generally are doing the right things. It seems to be geared to students who aren't taking things as seriously and the checklist forces them to take more responsibility. But for me it was a bit of a hassle.	11/30/2015 11:03 AM
19	I love my HBCU, but I just wish that the school was more organized as an whole. The school year would go more smoothly	11/24/2015 5:47 PM
20	Clean up ASB immediately. I don't know if it is a personnel issue as much as a structural one (maybe both). Fellow students warn me all the time, "You can't call or email, you have to go in person" but at the same time, "You must also have a written record of what happened to prove to them later." Apparently there is a well known history of either bad information or lying to students, losing documentation, and forgetting to follow through on student requests. We also need to get way better at utilizing technology. In order to verify that I came here for this survery I signed my name on a ratty spiral notebook about to fall off a desk. Banner (or if we have transitioned to another service) can provide huge functionality. Why do we still do paper timesheets? Paper travel vouchers? Paper registration forms? And.... hiring is awful. CAFSSS lost a ton of matching grant money, because we were unable to hire people in a timely manner. We took so many months of red tape that our top candidates took other offers, and in one case, no applicant was left to take the job. You can't just tell us to talk better about KSU, things have to BE better. Word of mouth is how you will improve enrollment, so give us better experiences to talk about. Please.	11/24/2015 2:48 PM
21	n/a	11/24/2015 2:06 PM
22	President Burse has made my experience better here.	11/23/2015 4:50 PM
23	Please take time to develop more partnerships with companies that specialize in specific majors. Having real-life work experience gives students a competitive workplace edge and allows them to see what opportunities lie ahead in the field they want to go into.	11/23/2015 4:27 PM

Graduating Survey - Fall 2015

24	I think that someone needs to sit in during these classrooms and see what are the teachers doing as in teachin skills for students. Some of these teachers are mediocre and will make the students feel stupid for their lack of teaching. I think that some of the staff needs to show more of a care for the student body.	11/23/2015 1:30 PM
25	NA	11/20/2015 3:12 PM
26	Better cafeteria and food. Achieve a higher enrollment of students	11/20/2015 1:33 PM
27	More classes and professors needed	11/19/2015 12:40 PM
28	Expand political science program since in capital city!	11/18/2015 12:30 PM
29	Needs to be more organized and not give people the run around when trying to find answers	11/18/2015 11:09 AM
30	Make programs (computer, software) that are needed for the course accessible at a discounted price or free to qualifying students. Also institute more practical applications for the information learned during the semester. Finally get the students there money before the last day of the dead line so that they can get the books and supplies they need that are not offered at the bookstore.	11/18/2015 9:27 AM