













































# CANDIDATE EXIT SURVEY RESULTS

## 2024–2025 ACADEMIC YEAR




The Candidate Exit Survey is completed by candidates at the end of their program to reflect on their preparation and rate their overall performance across key professional standards.

SURVEY RESULTS SUMMARY					
#	SURVEY QUESTION	 INEFFECTIVE (1)	 DEVELOPING (2)	 ACCOMPLISHED (3)	 EXEMPLARY (4)
1	How would you rate your overall ability to plan and implement effective instruction?	 0.0%	 2.2%	 35.6%	 62.2%
2	How would you rate your ability to create a positive and productive learning environment?	 2.2%	 6.7%	 40.0%	 51.1%
3	How would you rate your ability to assess student learning and use data to inform instruction?	 0.0%	 4.4%	 46.7%	 48.9%
4	How would you rate your ability to differentiate instruction to meet diverse learner needs?	 0.0%	 11.1%	 35.6%	 53.3%
5	How would you rate your ability to integrate technology effectively in instruction?	 2.2%	 31.1%	 26.7%	 40.0%
6	How would you rate your ability to communicate effectively with students, families, and colleagues?	 0.0%	 4.4%	 26.7%	 68.9%
7	How would you rate your understanding of and commitment to professional ethics and integrity?	 0.0%	 2.2%	 11.1%	 86.7%
8	How would you rate your ability to collaborate effectively in professional learning communities?	 0.0%	 8.9%	 35.6%	 55.6%
9	How would you rate your ability to reflect on your teaching practice and pursue continuous improvement?	 0.0%	 2.2%	 35.6%	 62.2%
10	How would you rate your preparedness to be an effective educator in today's schools?	 0.0%	 2.2%	 31.1%	 66.7%

### KEY FINDINGS

- ✓ Candidates rated themselves Accomplished or Exemplary in all 10 areas.
- ✓ The highest strength area was **Professional Ethics and Integrity (98%** rated Accomplished or Exemplary).
- ✓ Strong performance was also noted in **Communication (95.6%)** and **Preparedness (97.8%)**.
- ✓ The area with the most opportunity for growth is **Technology Integration (66.7%** rated Accomplished or Exemplary).

### CANDIDATE FEEDBACK (THEME SUMMARY)

-  **What did your program do well?**  
Candidates highlighted strong clinical experiences, supportive faculty, meaningful feedback, and preparation for real classroom challenges.
-  **What areas could be improved?**  
Candidates suggested more training in technology integration, classroom management strategies, and differentiation for diverse learners.
-  **Any additional comments or suggestions?**  
Candidates expressed appreciation for the program and recommended ongoing opportunities for hands-on practice and professional growth.

Thank you to all candidates for your feedback and for completing the Candidate Exit Survey!