

# Graduating Survey - Summer 2011



1. Student ID (OPTIONAL) This is for verification only. We will not release your ID to anyone or any department. The purpose of your ID here is to verify that you have taken this survey and will clear you off of the graduation checkout required from the Office of Institutional Research and Effectiveness.

	<b>100</b>	<b>101</b>
=	<b>66.7% (4)</b>	33.3% (2)

	<b>0</b>	<b>1</b>	<b>2</b>	<b>3</b>	<b>4</b>	<b>5</b>	<b>6</b>	<b>7</b>	<b>8</b>	<b>9</b>
=	16.7% (1)	16.7% (1)	0.0% (0)	0.0% (0)	16.7% (1)	<b>50.0% (3)</b>	0.0% (0)	0.0% (0)	0.0% (0)	0.0% (0)

	<b>0</b>	<b>1</b>	<b>2</b>	<b>3</b>	<b>4</b>	<b>5</b>	<b>6</b>	<b>7</b>	<b>8</b>	<b>9</b>
=	0.0% (0)	0.0% (0)	16.7% (1)	16.7% (1)	16.7% (1)	0.0% (0)	0.0% (0)	0.0% (0)	<b>50.0% (3)</b>	0.0% (0)

	<b>0</b>	<b>1</b>	<b>2</b>	<b>3</b>	<b>4</b>	<b>5</b>	<b>6</b>	<b>7</b>	<b>8</b>	<b>9</b>
=	16.7% (1)	0.0% (0)	0.0% (0)	0.0% (0)	0.0% (0)	16.7% (1)	0.0% (0)	<b>50.0% (3)</b>	16.7% (1)	0.0% (0)



	0	1	2	3	4	5	6	7	8	9
=	33.3% (2)	0.0% (0)	0.0% (0)	16.7% (1)	33.3% (2)	0.0% (0)	16.7% (1)	0.0% (0)	0.0% (0)	0.0% (0)

	0	1	2	3	4	5	6	7	8	9
=	0.0% (0)	16.7% (1)	0.0% (0)	0.0% (0)	16.7% (1)	16.7% (1)	16.7% (1)	16.7% (1)	0.0% (0)	16.7% (1)



answered question

skipped question



## 2. Select category that describes your gender

		Response Percent	Response Count
Female		50.0%	5
Male		50.0%	5
answered question			10
skipped question			0


### 3. Select category that describes your ethnicity

		Response Percent	Response Count
Black/Non Hispanic		60.0%	6
White/Non-Hispanic		40.0%	4
Asian/Pacific Islander		0.0%	0
Native American (American Indian, Alaskan, Hawaiian)		0.0%	0
Hispanic		0.0%	0
Other (please specify)		0.0%	0
		<b>answered question</b>	<b>10</b>
		<b>skipped question</b>	<b>0</b>



#### 4. Select category that describes your current age

		Response Percent	Response Count
16 years old and younger		0.0%	0
17-20 years old		0.0%	0
21-24 years old		20.0%	2
25 years old and older		80.0%	8
<b>answered question</b>			<b>10</b>
<b>skipped question</b>			<b>0</b>



#### 5. Select category that describes your residence classification at the time you enrolled at KSU

		Response Percent	Response Count
In-state student		100.0%	10
Out-of-state student		0.0%	0
International student		0.0%	0
<b>answered question</b>			<b>10</b>
<b>skipped question</b>			<b>0</b>


## 6. Where will you live after graduation?

		Response Percent	Response Count
Kentucky		70.0%	7
Other State		30.0%	3
Foreign Country		0.0%	0
		<b>answered question</b>	<b>10</b>
		<b>skipped question</b>	<b>0</b>




## 7. What was your student classification when you first enrolled at KSU?

		Response Percent	Response Count
Freshman		50.0%	5
Transfer Student		50.0%	5
Graduate Student		0.0%	0
		<b>answered question</b>	<b>10</b>
		<b>skipped question</b>	<b>0</b>



### 8. What was your major(s) at the KSU?

		Response Percent	Response Count
First major:		100.0%	10
Second major:		0.0%	0
		<b>answered question</b>	<b>10</b>
		<b>skipped question</b>	<b>0</b>


### 9. What was your overall GPA?

		Response Percent	Response Count
3.51-4.00		20.0%	2
3.01-3.50		40.0%	4
2.51-3.00		40.0%	4
2.00-2.50		0.0%	0
		<b>answered question</b>	<b>10</b>
		<b>skipped question</b>	<b>0</b>


### 10. Did either of your parents attend KSU?

		Response Percent	Response Count
Yes		10.0%	1
No		90.0%	9
I don't know		0.0%	0
<b>answered question</b>			<b>10</b>
<b>skipped question</b>			<b>0</b>

### 11. Did any of your sibling or relatives attend KSU?



		Response Percent	Response Count
No		100.0%	10
I don't know		0.0%	0
Yes (please specify)		0.0%	0
<b>answered question</b>			<b>10</b>
<b>skipped question</b>			<b>0</b>

12. What degree(s) did you earn from KSU this year?

		Response Percent	Response Count
Associate		0.0%	0
<b>Baccalaureate</b>		<b>100.0%</b>	<b>10</b>
Master		0.0%	0
<b>answered question</b>			<b>10</b>
<b>skipped question</b>			<b>0</b>



### 13. What is MOST LIKELY to be your PRINCIPAL activity upon graduation?

		Response Percent	Response Count
<b>Employment</b>		50.0%	5
Starting or raising a family		0.0%	0
Military service		0.0%	0
Volunteer activity (e.g., Peace Corps)		0.0%	0
Undergraduate Study/Degree		0.0%	0
<b>Graduate Study/Degree</b>		50.0%	5
Other		0.0%	0
<b>answered question</b>			<b>10</b>
<b>skipped question</b>			<b>0</b>

## 14. Indicate how effective your education at KSU has been in enabling you to do the following

	Very Effective	Effective	Ineffective	Very Ineffective	N/A	Response Count
Analyze written arguments	40.0% (4)	<b>50.0% (5)</b>	0.0% (0)	10.0% (1)	0.0% (0)	10
Appreciate other cultures	40.0% (4)	<b>50.0% (5)</b>	0.0% (0)	10.0% (1)	0.0% (0)	10
Appreciate diversity	<b>60.0% (6)</b>	30.0% (3)	0.0% (0)	10.0% (1)	0.0% (0)	10
Communicate effectively	30.0% (3)	<b>60.0% (6)</b>	0.0% (0)	10.0% (1)	0.0% (0)	10
Broaden your intellectual interests	<b>50.0% (5)</b>	40.0% (4)	0.0% (0)	10.0% (1)	0.0% (0)	10
Develop your leadership skills	<b>50.0% (5)</b>	30.0% (3)	10.0% (1)	10.0% (1)	0.0% (0)	10
Improve your ability to make decisions	<b>40.0% (4)</b>	<b>40.0% (4)</b>	10.0% (1)	10.0% (1)	0.0% (0)	10
Increase your self confidence	30.0% (3)	<b>50.0% (5)</b>	10.0% (1)	10.0% (1)	0.0% (0)	10
Reason mathematically	<b>40.0% (4)</b>	<b>40.0% (4)</b>	10.0% (1)	10.0% (1)	0.0% (0)	10
Respect different points of view	<b>60.0% (6)</b>	20.0% (2)	10.0% (1)	10.0% (1)	0.0% (0)	10
Set personal priorities	30.0% (3)	<b>50.0% (5)</b>	10.0% (1)	10.0% (1)	0.0% (0)	10
Speak to groups	20.0% (2)	<b>70.0% (7)</b>	0.0% (0)	10.0% (1)	0.0% (0)	10
Think independently	<b>50.0% (5)</b>	40.0% (4)	0.0% (0)	10.0% (1)	0.0% (0)	10
Understand scientific ideas	30.0% (3)	<b>60.0% (6)</b>	0.0% (0)	10.0% (1)	0.0% (0)	10
Utilize information technology	<b>50.0% (5)</b>	20.0% (2)	20.0% (2)	10.0% (1)	0.0% (0)	10
Write clearly	30.0% (3)	<b>50.0% (5)</b>	10.0% (1)	10.0% (1)	0.0% (0)	10

answered question 10




skipped question 0

**15. Indicate your level of satisfaction with the following aspects of your education at KSU**




	Very Satisfied	Satisfied	Dissatisfied	Very Dissatisfied	N/A	Response Count
Quality of courses in your Liberal Studies requirements	30.0% (3)	<b>50.0% (5)</b>	0.0% (0)	10.0% (1)	10.0% (1)	10
Quality of courses required by your major	30.0% (3)	<b>60.0% (6)</b>	0.0% (0)	10.0% (1)	0.0% (0)	10
Availability of courses in your Liberal Studies requirements	0.0% (0)	<b>80.0% (8)</b>	0.0% (0)	10.0% (1)	10.0% (1)	10
Availability of courses required by your major	10.0% (1)	<b>80.0% (8)</b>	0.0% (0)	10.0% (1)	0.0% (0)	10
Availability of elective courses	11.1% (1)	<b>77.8% (7)</b>	0.0% (0)	11.1% (1)	0.0% (0)	9
Quality of career advising by faculty/advisor	10.0% (1)	<b>50.0% (5)</b>	20.0% (2)	20.0% (2)	0.0% (0)	10
Quality of career advising by the career services office	10.0% (1)	<b>40.0% (4)</b>	10.0% (1)	20.0% (2)	20.0% (2)	10
Quality of preparation for employment	0.0% (0)	<b>70.0% (7)</b>	0.0% (0)	20.0% (2)	10.0% (1)	10
Quality of preparation for graduate or professional school	20.0% (2)	<b>70.0% (7)</b>	0.0% (0)	10.0% (1)	0.0% (0)	10
Quality of instruction by faculty in						

your Liberal Studies requirement courses	30.0% (3)	<b>40.0% (4)</b>	0.0% (0)	20.0% (2)	10.0% (1)	10
Quality of instruction by faculty in your major	30.0% (3)	<b>60.0% (6)</b>	0.0% (0)	10.0% (1)	0.0% (0)	10
Quality of instruction by KSU tutors	0.0% (0)	<b>50.0% (5)</b>	0.0% (0)	20.0% (2)	30.0% (3)	10
<b>answered question</b>						<b>10</b>
<b>skipped question</b>						<b>0</b>



### 16. How long has it taken you to earn your degree?

		Response Percent	Response Count
2 years or less		0.0%	0
3-4 years		30.0%	3
<b>5-6 years</b>		<b>40.0%</b>	<b>4</b>
More than 6 years		30.0%	3
<b>answered question</b>			<b>10</b>
<b>skipped question</b>			<b>0</b>



**17. The period to complete your degree was....**

		Response Percent	Response Count
As long as I expected		40.0%	4
A little longer than I expected		30.0%	3
Much longer than I expected		30.0%	3
		<b>answered question</b>	<b>10</b>
		<b>skipped question</b>	<b>0</b>




**18. If you could change two things about KSU, what would they be?**

		Response Percent	Response Count
1.		100.0%	10
2.		90.0%	9
		<b>answered question</b>	<b>10</b>
		<b>skipped question</b>	<b>0</b>

**19. Identify two things about KSU that makes it unique compared to other colleges and universities**

		<b>Response Percent</b>	<b>Response Count</b>
1.		<b>100.0%</b>	<b>10</b>
2.		<b>90.0%</b>	<b>9</b>
		<b>answered question</b>	<b>10</b>
		<b>skipped question</b>	<b>0</b>

## 20. What is the highest degree you plan to achieve?

		Response Percent	Response Count
Associate degree		0.0%	0
Bachelor degree		10.0%	1
<b>Master degree</b>		<b>60.0%</b>	<b>6</b>
Doctoral degree		30.0%	3
First professional degree (e.g., medical doctor, lawyer)		0.0%	0
Other (please specify)		0.0%	0
		<b>answered question</b>	<b>10</b>
		<b>skipped question</b>	<b>0</b>

## 21. Indicate your level of satisfaction with the following programs and services at KSU

	Very Satisfied	Satisfied	Dissatisfied	Very Dissatisfied	N/A	Response Count
Advising	0.0% (0)	<b>70.0% (7)</b>	10.0% (1)	20.0% (2)	0.0% (0)	10
Athletic programs	0.0% (0)	<b>50.0% (5)</b>	20.0% (2)	10.0% (1)	20.0% (2)	10
Athletic facilities	0.0% (0)	<b>50.0% (5)</b>	10.0% (1)	20.0% (2)	20.0% (2)	10
Bookstore hours	10.0% (1)	<b>80.0% (8)</b>	0.0% (0)	10.0% (1)	0.0% (0)	10
Career counseling services	20.0% (2)	<b>30.0% (3)</b>	10.0% (1)	10.0% (1)	<b>30.0% (3)</b>	10
Classroom facilities	0.0% (0)	<b>70.0% (7)</b>	10.0% (1)	10.0% (1)	10.0% (1)	10
Computer Center's services	10.0% (1)	<b>50.0% (5)</b>	20.0% (2)	10.0% (1)	10.0% (1)	10
Computer labs	10.0% (1)	<b>60.0% (6)</b>	10.0% (1)	10.0% (1)	10.0% (1)	10
Computer lab hours	10.0% (1)	<b>60.0% (6)</b>	10.0% (1)	10.0% (1)	10.0% (1)	10
Counseling services	0.0% (0)	<b>60.0% (6)</b>	0.0% (0)	10.0% (1)	30.0% (3)	10
Financial aid availability	10.0% (1)	<b>40.0% (4)</b>	30.0% (3)	10.0% (1)	10.0% (1)	10
Financial aid services	0.0% (0)	30.0% (3)	<b>50.0% (5)</b>	10.0% (1)	10.0% (1)	10
Food services	0.0% (0)	<b>60.0% (6)</b>	10.0% (1)	10.0% (1)	20.0% (2)	10
Library holdings (books, journals, magazine, etc.)	10.0% (1)	<b>60.0% (6)</b>	0.0% (0)	10.0% (1)	20.0% (2)	10
Library hours	0.0% (0)	<b>60.0% (6)</b>	10.0% (1)	10.0% (1)	20.0% (2)	10
Quality of food	0.0% (0)	<b>50.0% (5)</b>	10.0% (1)	10.0% (1)	30.0% (3)	10





Registrar's office	10.0% (1)	<b>60.0% (6)</b>	20.0% (2)	10.0% (1)	0.0% (0)	10
Residence halls	0.0% (0)	30.0% (3)	10.0% (1)	10.0% (1)	<b>50.0% (5)</b>	10
Student government	0.0% (0)	<b>60.0% (6)</b>	0.0% (0)	10.0% (1)	30.0% (3)	10
Student activities	0.0% (0)	<b>50.0% (5)</b>	10.0% (1)	10.0% (1)	30.0% (3)	10
Tutoring services	0.0% (0)	<b>60.0% (6)</b>	0.0% (0)	10.0% (1)	30.0% (3)	10
<b>answered question</b>						<b>10</b>
<b>skipped question</b>						<b>0</b>

## 22. Indicate your level of satisfaction with the following aspects of your education at KSU



	Very Satisfied	Satisfied	Dissatisfied	Very Dissatisfied	N/A	Response Count
Quality of academic advising before you declared a major	30.0% (3)	<b>40.0% (4)</b>	10.0% (1)	10.0% (1)	10.0% (1)	10
Quality of academic advising in your major	<b>40.0% (4)</b>	<b>40.0% (4)</b>	10.0% (1)	10.0% (1)	0.0% (0)	10
Accessibility of advisors before you declared a major	30.0% (3)	<b>40.0% (4)</b>	20.0% (2)	10.0% (1)	0.0% (0)	10
Accessibility of advisors in your major	<b>40.0% (4)</b>	<b>40.0% (4)</b>	10.0% (1)	10.0% (1)	0.0% (0)	10
Responsiveness to student concerns by your Dean's office	20.0% (2)	<b>40.0% (4)</b>	10.0% (1)	20.0% (2)	10.0% (1)	10
Responsiveness to student concerns by your departmental office	20.0% (2)	<b>50.0% (5)</b>	10.0% (1)	10.0% (1)	10.0% (1)	10
Responsiveness to student concerns by the office of student affairs	10.0% (1)	<b>50.0% (5)</b>	0.0% (0)	20.0% (2)	20.0% (2)	10
Responsiveness to student concerns by the provost's office	0.0% (0)	<b>60.0% (6)</b>	0.0% (0)	20.0% (2)	20.0% (2)	10
Responsiveness to student concerns by the registrar's office	10.0% (1)	<b>40.0% (4)</b>	20.0% (2)	20.0% (2)	10.0% (1)	10
Responsiveness to student concerns by the bursar's office	10.0% (1)	<b>40.0% (4)</b>	20.0% (2)	20.0% (2)	10.0% (1)	10

Responsiveness to student concerns by the financial aid office	0.0% (0)	<b>40.0% (4)</b>	30.0% (3)	20.0% (2)	10.0% (1)	10
Responsiveness to student concerns by the library staff	20.0% (2)	<b>40.0% (4)</b>	0.0% (0)	10.0% (1)	30.0% (3)	10
Responsiveness to student concerns by the food service staff	10.0% (1)	<b>50.0% (5)</b>	0.0% (0)	10.0% (1)	30.0% (3)	10
Responsiveness to student concerns by the security staff	0.0% (0)	<b>50.0% (5)</b>	10.0% (1)	10.0% (1)	30.0% (3)	10
Responsiveness of security staff to emergency telephone calls	10.0% (1)	<b>40.0% (4)</b>	0.0% (0)	20.0% (2)	30.0% (3)	10
<b>answered question</b>						<b>10</b>
<b>skipped question</b>						<b>0</b>



### 23. Would you continue your education at KSU?

		Response Percent	Response Count
Yes		60.0%	6
No, I'd prefer other Institution		40.0%	4
No, I have achieved my highest degree		0.0%	0
I don't know		0.0%	0
<b>answered question</b>			<b>10</b>
<b>skipped question</b>			<b>0</b>





### 24. Is KSU a good value for the education that student receive?

		Response Percent	Response Count
Yes		90.0%	9
No		10.0%	1
I don't know		0.0%	0
<b>answered question</b>			<b>10</b>
<b>skipped question</b>			<b>0</b>

### 25. Will you recommend KSU to other students?

		Response Percent	Response Count
Yes		60.0%	6
No		40.0%	4
<b>answered question</b>			<b>10</b>
<b>skipped question</b>			<b>0</b>

**26. Overall, how satisfied have you been with your education at the Kentucky State University?**

		Response Percent	Response Count
Very Satisfied		30.0%	3
<b>Satisfied</b>		<b>50.0%</b>	<b>5</b>
Dissatisfied		10.0%	1
Very Dissatisfied		10.0%	1
		<b>answered question</b>	<b>10</b>
		<b>skipped question</b>	<b>0</b>

**27. Please provide comments you think necessary to improve KSU in the future**

		Response Count
		5
		<b>answered question</b>
		<b>5</b>
		<b>skipped question</b>
		<b>5</b>

**Page 1, Q8. What was your major(s) at the KSU?**

First major:

1	Liberal Studies	Nov 8, 2011 1:34 PM
2	criminal justice	Oct 27, 2011 1:16 PM
3	Biology	Oct 26, 2011 10:46 AM
4	Biology	Oct 21, 2011 3:13 PM
5	Nursing	Oct 19, 2011 1:18 PM
6	Public Admin	Oct 3, 2011 12:42 PM
7	Liberal Arts/Concentration of Education	Aug 9, 2011 12:11 PM
8	Business Admin	Jul 27, 2011 1:56 PM
9	Applied Information Technology	Jul 27, 2011 1:25 PM
10	English	Jul 26, 2011 1:09 PM

Second major:



**Page 2, Q18. If you could change two things about KSU, what would they be?**

1.

1	Inclusiveness (social)	Nov 8, 2011 1:38 PM
2	No one seems to know what's going on.	Oct 27, 2011 1:21 PM
3	Financial Aid office is overburdened and students suffer for it.	Oct 26, 2011 10:51 AM
4	design of parking for more commuting students	Oct 21, 2011 3:20 PM
5	Attitudes of the leaders	Oct 19, 2011 1:23 PM
6	Administration	Oct 3, 2011 12:45 PM
7	course requirments	Aug 9, 2011 12:18 PM
8	Student views	Jul 27, 2011 1:59 PM
9	technology equipment in my program	Jul 27, 2011 1:30 PM
10	administration	Jul 26, 2011 1:10 PM

2.

1	Technology	Nov 8, 2011 1:38 PM
2	There are a lot of rude professionals on campus.	Oct 27, 2011 1:21 PM
3	The Office of Testing was VERY unhelpful to the point of being rude each time I had to interact with them.	Oct 26, 2011 10:51 AM
4	more activities that will focus on the contiuing and graduate students all the time	Oct 21, 2011 3:20 PM
5	Degree of encouragement	Oct 19, 2011 1:23 PM
6	Policies	Oct 3, 2011 12:45 PM
7	student service in ASB	Aug 9, 2011 12:18 PM



**Page 2, Q18. If you could change two things about KSU, what would they be?**

9	parking	Jul 27, 2011 1:30 PM
10	mcduffie	Jul 26, 2011 1:10 PM



**Page 2, Q19. Identify two things about KSU that makes it unique compared to other colleges and universities**

1.

1	Opportunity for diversity	Nov 8, 2011 1:38 PM
2	HBCU	Oct 27, 2011 1:21 PM
3	In my hometown.	Oct 26, 2011 10:51 AM
4	the cohesiveness of the student ...we are like a big family by second semester	Oct 21, 2011 3:20 PM
5	lack of concerns regarding students	Oct 19, 2011 1:23 PM
6	Class Size	Oct 3, 2011 12:45 PM
7	very diverse cultures interacting	Aug 9, 2011 12:18 PM
8	Smaller classrooms	Jul 27, 2011 1:59 PM
9	instructors wanting to help students, their patience	Jul 27, 2011 1:30 PM
10	nothing	Jul 26, 2011 1:10 PM

2.

1	History	Nov 8, 2011 1:38 PM
3	Cultural diversity unique for Kentucky.	Oct 26, 2011 10:51 AM
4	the ability to pprovide the students with knowledge and insightful faculty in most areas of study who are willing to actually help students.	Oct 21, 2011 3:20 PM
5	degree of accountatbility of professors	Oct 19, 2011 1:23 PM
6	History	Oct 3, 2011 12:45 PM
7	one on one opportunities with instructors/professors	Aug 9, 2011 12:18 PM
8	Great food/ caring professors	Jul 27, 2011 1:59 PM

**Page 2, Q19. Identify two things about KSU that makes it unique compared to other colleges and universities**

9	lots of graduates work for KSU	Jul 27, 2011 1:30 PM
10	nothing	Jul 26, 2011 1:10 PM

**Page 3, Q27. Please provide comments you think necessary to improve KSU in the future**

1	I am a true thorbred, I believe. I bleed green and gold. I have given of my time and energy after having played sports here as a volunteer. I think there is a real missed opportunity to keep the past players involved in the program. From those I have talked to, there is a real disconnect and has been for some time. I hope today is not the last day for me to visit campus. Thanks for your consideration.	Nov 8, 2011 1:47 PM
2	Likke other universities kentuckystate university has great things about it but also has issues that are needing some work as well!!	Oct 21, 2011 3:22 PM
3	KSU would certainly benefit from adopting an attitude of really caring about their students. Perhaps even a motto, "Every student, every day." Multiple students voiced concerns regarding departments especially the Spanish department that were never addresssed. Students have the right to be heard and instructors are not always right.	Oct 19, 2011 1:27 PM
4	Needs to be more cohesion between departments, and more accurate answers among staff and falcuty	Oct 3, 2011 12:46 PM
5	I think that KSU should consider becoming a testing faculity for companies like Microsoft. The cost of this certification could be included in the tutution of the student, or charged out of pocket for non students. I believe certifications would help with the AIT department and make the graduate more marketable.	Jul 27, 2011 1:35 PM