









1. Select category that describes your gender

		Response Percent	Response Count
Female		56.3%	9
Male		43.8%	7
		<b>answered question</b>	<b>16</b>
		<b>skipped question</b>	<b>0</b>




## 2. Select category that describes your ethnicity

		Response Percent	Response Count
Black/Non Hispanic		43.8%	7
<b>White/Non-Hispanic</b>		<b>50.0%</b>	<b>8</b>
Asian/Pacific Islander		6.3%	1
Native American (American Indian, Alaskan, Hawaiian)		0.0%	0
Hispanic		0.0%	0
Other (please specify)		0.0%	0
		<b>answered question</b>	<b>16</b>
		<b>skipped question</b>	<b>0</b>



### 3. Select category that describes your current age

		Response Percent	Response Count
16 years old and younger		0.0%	0
17-20 years old		6.3%	1
21-24 years old		18.8%	3
25 years old and older		75.0%	12
<b>answered question</b>			<b>16</b>
<b>skipped question</b>			<b>0</b>




### 4. Select category that describes your residence classification at the time you enrolled at KSU

		Response Percent	Response Count
<b>In-state student</b>		68.8%	11
Out-of-state student		25.0%	4
International student		6.3%	1
<b>answered question</b>			<b>16</b>
<b>skipped question</b>			<b>0</b>



### 5. Where will you live after graduation?

		Response Percent	Response Count
Kentucky		87.5%	14
Other State		12.5%	2
Foreign Country		0.0%	0
		<b>answered question</b>	<b>16</b>
		<b>skipped question</b>	<b>0</b>




### 6. What was your student classification when you first enrolled at KSU?

		Response Percent	Response Count
Freshman		50.0%	8
Transfer Student		31.3%	5
Graduate Student		18.8%	3
		<b>answered question</b>	<b>16</b>
		<b>skipped question</b>	<b>0</b>



## 7. What was your major(s) at the KSU?

		Response Percent	Response Count
First major:		100.0%	16
Second major:		25.0%	4
		<b>answered question</b>	<b>16</b>
		<b>skipped question</b>	<b>0</b>



## 8. What was your overall GPA?

		Response Percent	Response Count
3.51-4.00		37.5%	6
3.01-3.50		18.8%	3
<b>2.51-3.00</b>		<b>43.8%</b>	<b>7</b>
2.00-2.50		0.0%	0
		<b>answered question</b>	<b>16</b>
		<b>skipped question</b>	<b>0</b>




### 9. Did either of your parents attend KSU?

		Response Percent	Response Count
Yes		6.3%	1
No		93.8%	15
I don't know		0.0%	0
<b>answered question</b>			<b>16</b>
<b>skipped question</b>			<b>0</b>




### 10. Did any of your sibling or relatives attend KSU?

		Response Percent	Response Count
No		62.5%	10
I don't know		0.0%	0
Yes (please specify)		37.5%	6
<b>answered question</b>			<b>16</b>
<b>skipped question</b>			<b>0</b>

## 11. What degree(s) did you earn from KSU this year?

		Response Percent	Response Count
Associate		18.8%	3
<b>Baccalaureate</b>		<b>62.5%</b>	<b>10</b>
Master		31.3%	5
		<b>answered question</b>	<b>16</b>
		<b>skipped question</b>	<b>0</b>

## 12. What is MOST LIKELY to be your PRINCIPAL activity upon graduation?

		Response Percent	Response Count
Employment		68.8%	11
Starting or raising a family		0.0%	0
Military service		0.0%	0
Volunteer activity (e.g., Peace Corps)		0.0%	0
Undergraduate Study/Degree		6.3%	1
Graduate Study/Degree		25.0%	4
Other		0.0%	0
<b>answered question</b>			<b>16</b>
<b>skipped question</b>			<b>0</b>



### 13. Indicate how effective your education at KSU has been in enabling you to do the following

	Very Effective	Effective	Ineffective	Very Ineffective	N/A	Response Count
Analyze written arguments	<b>56.3% (9)</b>	43.8% (7)	0.0% (0)	0.0% (0)	0.0% (0)	16
Appreciate other cultures	43.8% (7)	<b>50.0% (8)</b>	0.0% (0)	0.0% (0)	6.3% (1)	16
Appreciate diversity	<b>50.0% (8)</b>	<b>50.0% (8)</b>	0.0% (0)	0.0% (0)	0.0% (0)	16
Communicate effectively	<b>62.5% (10)</b>	37.5% (6)	0.0% (0)	0.0% (0)	0.0% (0)	16
Broaden your intellectual interests	43.8% (7)	<b>56.3% (9)</b>	0.0% (0)	0.0% (0)	0.0% (0)	16
Develop your leadership skills	<b>56.3% (9)</b>	43.8% (7)	0.0% (0)	0.0% (0)	0.0% (0)	16
Improve your ability to make decisions	<b>50.0% (8)</b>	<b>50.0% (8)</b>	0.0% (0)	0.0% (0)	0.0% (0)	16
Increase your self confidence	<b>56.3% (9)</b>	37.5% (6)	0.0% (0)	0.0% (0)	6.3% (1)	16
Reason mathematically	31.3% (5)	<b>62.5% (10)</b>	0.0% (0)	0.0% (0)	6.3% (1)	16
Respect different points of view	<b>56.3% (9)</b>	43.8% (7)	0.0% (0)	0.0% (0)	0.0% (0)	16
Set personal priorities	<b>50.0% (8)</b>	<b>50.0% (8)</b>	0.0% (0)	0.0% (0)	0.0% (0)	16
Speak to groups	26.7% (4)	<b>66.7% (10)</b>	6.7% (1)	0.0% (0)	0.0% (0)	15
Think independently	<b>56.3% (9)</b>	43.8% (7)	0.0% (0)	0.0% (0)	0.0% (0)	16
Understand scientific ideas	43.8% (7)	<b>50.0% (8)</b>	0.0% (0)	0.0% (0)	6.3% (1)	16
Utilize information technology	25.0% (4)	<b>68.8% (11)</b>	0.0% (0)	0.0% (0)	6.3% (1)	16
Write clearly	<b>50.0% (8)</b>	<b>50.0% (8)</b>	0.0% (0)	0.0% (0)	0.0% (0)	16

answered question 16





skipped question 0

**14. Indicate your level of satisfaction with the following aspects of your education at KSU**

	Very Satisfied	Satisfied	Dissatisfied	Very Dissatisfied	N/A	Response Count
Quality of courses in your Liberal Studies requirements	<b>50.0% (8)</b>	31.3% (5)	12.5% (2)	0.0% (0)	6.3% (1)	16
Quality of courses required by your major	<b>56.3% (9)</b>	31.3% (5)	12.5% (2)	0.0% (0)	0.0% (0)	16
Availability of courses in your Liberal Studies requirements	<b>37.5% (6)</b>	<b>37.5% (6)</b>	12.5% (2)	6.3% (1)	6.3% (1)	16
Availability of courses required by your major	<b>43.8% (7)</b>	31.3% (5)	25.0% (4)	0.0% (0)	0.0% (0)	16
Availability of elective courses	37.5% (6)	<b>56.3% (9)</b>	0.0% (0)	0.0% (0)	6.3% (1)	16
Quality of career advising by faculty/advisor	<b>50.0% (8)</b>	37.5% (6)	6.3% (1)	6.3% (1)	0.0% (0)	16
Quality of career advising by the career services office	25.0% (4)	<b>43.8% (7)</b>	0.0% (0)	0.0% (0)	31.3% (5)	16
Quality of preparation for employment	31.3% (5)	<b>56.3% (9)</b>	6.3% (1)	0.0% (0)	6.3% (1)	16
Quality of preparation for graduate or professional school	31.3% (5)	<b>56.3% (9)</b>	12.5% (2)	0.0% (0)	0.0% (0)	16
Quality of instruction by faculty in						

your Liberal Studies requirement courses	33.3% (5)	<b>46.7% (7)</b>	6.7% (1)	0.0% (0)	13.3% (2)	15
Quality of instruction by faculty in your major	<b>56.3% (9)</b>	37.5% (6)	6.3% (1)	0.0% (0)	0.0% (0)	16
Quality of instruction by KSU tutors	<b>40.0% (6)</b>	33.3% (5)	0.0% (0)	0.0% (0)	26.7% (4)	15
<b>answered question</b>						<b>16</b>
<b>skipped question</b>						<b>0</b>

### 15. How long has it taken you to earn your degree?

		Response Percent	Response Count
2 years or less		18.8%	3
<b>3-4 years</b>		<b>50.0%</b>	<b>8</b>
5-6 years		18.8%	3
More than 6 years		12.5%	2
<b>answered question</b>			<b>16</b>
<b>skipped question</b>			<b>0</b>



**16. The period to complete your degree was....**

		Response Percent	Response Count
As long as I expected		75.0%	12
A little longer than I expected		12.5%	2
Much longer than I expected		12.5%	2
		<b>answered question</b>	<b>16</b>
		<b>skipped question</b>	<b>0</b>






**17. If you could change two things about KSU, what would they be?**

		Response Percent	Response Count
1.		100.0%	15
2.		100.0%	15
		<b>answered question</b>	<b>15</b>
		<b>skipped question</b>	<b>1</b>

**18. Identify two things about KSU that makes it unique compared to other colleges and universities**

		<b>Response Percent</b>	<b>Response Count</b>
1.		100.0%	15
2.		86.7%	13
		<b>answered question</b>	<b>15</b>
		<b>skipped question</b>	<b>1</b>

## 19. What is the highest degree you plan to achieve?

		Response Percent	Response Count
Associate degree		0.0%	0
Bachelor degree		6.3%	1
<b>Master degree</b>		<b>43.8%</b>	<b>7</b>
Doctoral degree		37.5%	6
First professional degree (e.g., medical doctor, lawyer)		6.3%	1
Other (please specify)		6.3%	1
		<b>answered question</b>	<b>16</b>
		<b>skipped question</b>	<b>0</b>

## 20. Indicate your level of satisfaction with the following programs and services at KSU

	Very Satisfied	Satisfied	Dissatisfied	Very Dissatisfied	N/A	Response Count
Advising	<b>50.0% (8)</b>	31.3% (5)	12.5% (2)	6.3% (1)	0.0% (0)	16
Athletic programs	<b>31.3% (5)</b>	<b>31.3% (5)</b>	6.3% (1)	0.0% (0)	<b>31.3% (5)</b>	16
Athletic facilities	<b>31.3% (5)</b>	<b>31.3% (5)</b>	12.5% (2)	0.0% (0)	25.0% (4)	16
Bookstore hours	37.5% (6)	<b>50.0% (8)</b>	0.0% (0)	6.3% (1)	6.3% (1)	16
Career counseling services	25.0% (4)	<b>43.8% (7)</b>	0.0% (0)	6.3% (1)	25.0% (4)	16
Classroom facilities	37.5% (6)	<b>56.3% (9)</b>	0.0% (0)	6.3% (1)	0.0% (0)	16
Computer Center's services	<b>43.8% (7)</b>	37.5% (6)	6.3% (1)	6.3% (1)	6.3% (1)	16
Computer labs	37.5% (6)	<b>43.8% (7)</b>	6.3% (1)	6.3% (1)	6.3% (1)	16
Computer lab hours	37.5% (6)	<b>50.0% (8)</b>	0.0% (0)	6.3% (1)	6.3% (1)	16
Counseling services	25.0% (4)	<b>37.5% (6)</b>	0.0% (0)	6.3% (1)	31.3% (5)	16
Financial aid availability	12.5% (2)	<b>37.5% (6)</b>	25.0% (4)	0.0% (0)	25.0% (4)	16
Financial aid services	12.5% (2)	<b>31.3% (5)</b>	<b>31.3% (5)</b>	0.0% (0)	25.0% (4)	16
Food services	12.5% (2)	<b>56.3% (9)</b>	0.0% (0)	6.3% (1)	25.0% (4)	16
Library holdings (books, journals, magazine, etc.)	31.3% (5)	<b>56.3% (9)</b>	6.3% (1)	0.0% (0)	6.3% (1)	16
Library hours	31.3% (5)	<b>56.3% (9)</b>	6.3% (1)	0.0% (0)	6.3% (1)	16
Quality of food	18.8% (3)	<b>50.0% (8)</b>	6.3% (1)	6.3% (1)	18.8% (3)	16

Registrar's office	37.5% (6)	<b>50.0% (8)</b>	6.3% (1)	6.3% (1)	0.0% (0)	16
Residence halls	12.5% (2)	25.0% (4)	0.0% (0)	0.0% (0)	<b>62.5% (10)</b>	16
Student government	<b>37.5% (6)</b>	31.3% (5)	0.0% (0)	0.0% (0)	31.3% (5)	16
Student activities	<b>37.5% (6)</b>	25.0% (4)	12.5% (2)	0.0% (0)	25.0% (4)	16
Tutoring services	<b>43.8% (7)</b>	25.0% (4)	0.0% (0)	6.3% (1)	25.0% (4)	16
<b>answered question</b>						<b>16</b>
<b>skipped question</b>						<b>0</b>







## 21. Indicate your level of satisfaction with the following aspects of your education at KSU




	Very Satisfied	Satisfied	Dissatisfied	Very Dissatisfied	N/A	Response Count
Quality of academic advising before you declared a major	31.3% (5)	25.0% (4)	6.3% (1)	0.0% (0)	<b>37.5% (6)</b>	16
Quality of academic advising in your major	<b>56.3% (9)</b>	31.3% (5)	6.3% (1)	6.3% (1)	0.0% (0)	16
Accessibility of advisors before you declared a major	25.0% (4)	<b>37.5% (6)</b>	6.3% (1)	0.0% (0)	31.3% (5)	16
Accessibility of advisors in your major	<b>50.0% (8)</b>	37.5% (6)	6.3% (1)	6.3% (1)	0.0% (0)	16
Responsiveness to student concerns by your Dean's office	<b>43.8% (7)</b>	37.5% (6)	6.3% (1)	6.3% (1)	6.3% (1)	16
Responsiveness to student concerns by your departmental office	<b>50.0% (8)</b>	37.5% (6)	6.3% (1)	6.3% (1)	0.0% (0)	16
Responsiveness to student concerns by the office of student affairs	25.0% (4)	<b>43.8% (7)</b>	6.3% (1)	6.3% (1)	18.8% (3)	16
Responsiveness to student concerns by the provost's office	25.0% (4)	<b>43.8% (7)</b>	6.3% (1)	6.3% (1)	18.8% (3)	16
Responsiveness to student concerns by the registrar's office	<b>46.7% (7)</b>	26.7% (4)	20.0% (3)	6.7% (1)	0.0% (0)	15
Responsiveness to student concerns by the bursar's office	<b>37.5% (6)</b>	31.3% (5)	18.8% (3)	6.3% (1)	6.3% (1)	16

Responsiveness to student concerns by the financial aid office	12.5% (2)	<b>31.3% (5)</b>	18.8% (3)	12.5% (2)	25.0% (4)	16
Responsiveness to student concerns by the library staff	<b>37.5% (6)</b>	<b>37.5% (6)</b>	6.3% (1)	0.0% (0)	18.8% (3)	16
Responsiveness to student concerns by the food service staff	<b>43.8% (7)</b>	31.3% (5)	0.0% (0)	0.0% (0)	25.0% (4)	16
Responsiveness to student concerns by the security staff	25.0% (4)	<b>37.5% (6)</b>	0.0% (0)	6.3% (1)	31.3% (5)	16
Responsiveness of security staff to emergency telephone calls	18.8% (3)	31.3% (5)	0.0% (0)	0.0% (0)	<b>50.0% (8)</b>	16
<b>answered question</b>						<b>16</b>
<b>skipped question</b>						<b>0</b>



## 22. Would you continue your education at KSU?

		Response Percent	Response Count
Yes		50.0%	8
No, I'd prefer other Institution		18.8%	3
No, I have achieved my highest degree		18.8%	3
I don't know		12.5%	2
<b>answered question</b>			<b>16</b>
<b>skipped question</b>			<b>0</b>





### 23. Is KSU a good value for the education that student receive?

		Response Percent	Response Count
Yes		81.3%	13
No		12.5%	2
I don't know		6.3%	1
<b>answered question</b>			<b>16</b>
<b>skipped question</b>			<b>0</b>

### 24. Will you recommend KSU to other students?

		Response Percent	Response Count
Yes		81.3%	13
No		18.8%	3
<b>answered question</b>			<b>16</b>
<b>skipped question</b>			<b>0</b>

**25. Overall, how satisfied have you been with your education at the Kentucky State University?**

		Response Percent	Response Count
Very Satisfied		56.3%	9
Satisfied		31.3%	5
Dissatisfied		6.3%	1
Very Dissatisfied		6.3%	1
<b>answered question</b>			<b>16</b>
<b>skipped question</b>			<b>0</b>

**26. Please provide comments you think necessary to improve KSU in the future**

	Response Count
	5
<b>answered question</b>	<b>5</b>
<b>skipped question</b>	<b>11</b>

**Page 1, Q7. What was your major(s) at the KSU?**

First major:

1	Music Education	Mar 25, 2011 12:53 PM
2	Music Education	Mar 22, 2011 2:56 PM
3	Computer Science	Dec 1, 2010 2:11 PM
4	Aquaculture/Aquatic Sciences	Oct 4, 2010 2:22 PM
5	liberal arts	Aug 23, 2010 4:12 PM
6	Business	Aug 16, 2010 9:46 AM
7	English with Literature and Creative Writing Concentrations	Aug 13, 2010 1:50 PM
8	Criminal Justice	Aug 9, 2010 10:12 AM
9	Child development and family relations	Aug 6, 2010 1:09 PM
10	Liberal Studies and Fine Arts	Aug 5, 2010 9:17 AM
11	social work	Aug 3, 2010 3:08 PM
12	Biology	Jul 29, 2010 10:57 AM
13	Social Work	Jul 27, 2010 2:45 PM
14	bachelors of nursing	Jul 27, 2010 12:16 PM
15	secondary education	Jul 26, 2010 1:15 PM
16	Nursing Associate	Jul 26, 2010 11:57 AM

Second major:

1	Public Administration specialization in Human Resource Management and International Administration	Mar 25, 2011 12:53 PM
2	Master of Public Administration specialization in Human Resource Management and International Administration	Mar 22, 2011 2:56 PM
15	Masters in Aquaculture/Fisheries Science	Jul 26, 2010 1:15 PM

**Page 1, Q7. What was your major(s) at the KSU?**

16	Nursing Bachelor	Jul 26, 2010 11:57 AM
----	------------------	-----------------------

**Page 1, Q10. Did any of your sibling or relatives attend KSU?**

1	Wife	Mar 25, 2011 12:53 PM
2	Wife	Mar 22, 2011 2:56 PM
3	Sister	Dec 1, 2010 2:11 PM
4	one brother, two cousins	Aug 13, 2010 1:50 PM
5	Brother-in-law	Aug 9, 2010 10:12 AM
6	sister	Jul 27, 2010 2:45 PM

**Page 2, Q17. If you could change two things about KSU, what would they be?**

1.

1	Promote more to the region community	Mar 25, 2011 12:58 PM
2	Improve outreach to surrounding states.	Mar 22, 2011 3:01 PM
3	KSU needs more Culutural activites to educate its students	Dec 1, 2010 2:16 PM
4	More community involment	Oct 4, 2010 2:30 PM
5	more class selections	Aug 23, 2010 4:17 PM
6	staff	Aug 16, 2010 9:49 AM
7	Less of a divide between the administration and the students.	Aug 13, 2010 1:54 PM
8	offer more courses	Aug 9, 2010 10:14 AM
9	advisor	Aug 6, 2010 1:11 PM
10	Student Envolvement	Aug 5, 2010 9:22 AM
11	having different IGS courses available	Aug 3, 2010 3:15 PM
12	availability of courses	Jul 29, 2010 11:00 AM
13	advisor	Jul 27, 2010 2:51 PM
14	parking	Jul 27, 2010 12:20 PM
15	fix glitches in computer systems	Jul 26, 2010 1:20 PM

2.

1	Bring more diverse professor: Good job	Mar 25, 2011 12:58 PM
2	Continue to upgrade KSU brand.	Mar 22, 2011 3:01 PM
3	Incentives for international Students	Dec 1, 2010 2:16 PM
4	More graduate courses	Oct 4, 2010 2:30 PM

**Page 2, Q17. If you could change two things about KSU, what would they be?**

5	cost of books	Aug 23, 2010 4:17 PM
6	lack of understanding	Aug 16, 2010 9:49 AM
7	The promotion of a more academic atmosphere.	Aug 13, 2010 1:54 PM
8	more graduate programs	Aug 9, 2010 10:14 AM
9	overall performance	Aug 6, 2010 1:11 PM
10	Faculty/ Staff Attitudes towards Students	Aug 5, 2010 9:22 AM
11	more career services or at least getting the word out that there is career services (to transfer students)	Aug 3, 2010 3:15 PM
12	science classes in summer	Jul 29, 2010 11:00 AM
13	administration	Jul 27, 2010 2:51 PM
14	nursing facility	Jul 27, 2010 12:20 PM
15	parking	Jul 26, 2010 1:20 PM



**Page 2, Q18. Identify two things about KSU that makes it unique compared to other colleges and universities**

1.

1	Presentation is awesome: Instructors that care.	Mar 25, 2011 12:58 PM
2	Pride in the University from Instructors and staff.	Mar 22, 2011 3:01 PM
3	Its class size is great for more learning or grasp of studies.	Dec 1, 2010 2:16 PM
4	Diversity	Oct 4, 2010 2:30 PM
5	Professors are personable	Aug 23, 2010 4:17 PM
6	diversity	Aug 16, 2010 9:49 AM
7	The diversity.	Aug 13, 2010 1:54 PM
8	environment	Aug 9, 2010 10:14 AM
9	apmospher	Aug 6, 2010 1:11 PM
10	Diversity	Aug 5, 2010 9:22 AM
11	the amount of diversity	Aug 3, 2010 3:15 PM
12	home feeling	Jul 29, 2010 11:00 AM
13	multi-cultural	Jul 27, 2010 2:51 PM
14	class size	Jul 27, 2010 12:20 PM
15	diversity	Jul 26, 2010 1:20 PM

2.

1	Dedicated to servicing the students.	Mar 25, 2011 12:58 PM
2	Presentation is excellent: appearence and dedicated to servicing students.	Mar 22, 2011 3:01 PM
4	Smaller class size, personalized attention	Oct 4, 2010 2:30 PM
5	it's easy to understand what is expected of students	Aug 23, 2010 4:17 PM

**Page 2, Q18. Identify two things about KSU that makes it unique compared to other colleges and universities**

6	ethnicity	Aug 16, 2010 9:49 AM
7	The small class sizes.	Aug 13, 2010 1:54 PM
8	smaller, personalized attention	Aug 9, 2010 10:14 AM
9	people	Aug 6, 2010 1:11 PM
10	Intimate Classrooms	Aug 5, 2010 9:22 AM
11	smaller, personalized attention	Aug 3, 2010 3:15 PM
12	smaller, personalized attention	Jul 29, 2010 11:00 AM
13	smaller, personalized attention	Jul 27, 2010 2:51 PM
15	unique degrees	Jul 26, 2010 1:20 PM

**Page 2, Q19. What is the highest degree you plan to achieve?**

1	maters. maybe doctoral but later down the road	Aug 3, 2010 3:15 PM
---	--	---------------------

**Page 3, Q26. Please provide comments you think necessary to improve KSU in the future**

1	Really enjoyed the program, KSU and all the faculty and staff!	Oct 4, 2010 2:32 PM
2	I would really love to see a campus wide drive to promote the importance of reading for classes. I think that is the one problem I noted in every course I took here: students did not read their homework with any regularity. That translated into a lack of classroom discussion that could have helped to clarify concepts. I love this school, but I think that if a strong promotion of academic seriousness was advocated from the top down, we would see more students succeeding here, which would result in a higher retention and graduation rate for the university.	Aug 13, 2010 1:59 PM
3	I have enjoyed My Journey here and if anything could change i would say Encourage the students to enjoy their college experience and to the professors make learning fun.	Aug 5, 2010 9:25 AM
4	When it is final time the printer in any area should be working and available. Also when there is a dispute over a grade the student's feeling and consideration should be taken into account.	Jul 27, 2010 2:54 PM
5	fix internal computer problems	Jul 26, 2010 1:22 PM