





1. Select category that describes your gender

		Response Percent	Response Count
Female		80.0%	8
Male		20.0%	2
		answered question	10
		skipped question	0

2. Select category that describes your ethnicity

		Response Percent	Response Count
Black/Non Hispanic		50.0%	5
White/Non-Hispanic		50.0%	5
Asian/Pacific Islander		0.0%	0
Native American (American Indian, Alaskan, Hawaiian)		0.0%	0
Hispanic		0.0%	0
Other (please specify)		0.0%	0
		answered question	10
		skipped question	0



3. Select category that describes your current age

		Response Percent	Response Count
16 years old and younger		0.0%	0
17-20 years old		0.0%	0
21-24 years old		30.0%	3
25 years old and older		70.0%	7
		answered question	10
		skipped question	0



4. Select category that describes your residence classification at the time you enrolled at KSU

		Response Percent	Response Count
In-state student		70.0%	7
Out-of-state student		20.0%	2
International student		10.0%	1
		answered question	10
		skipped question	0



5. Where will you live after graduation?

		Response Percent	Response Count
Kentucky		80.0%	8
Other State		20.0%	2
Foreign Country		0.0%	0
		answered question	10
		skipped question	0




6. What was your student classification when you first enrolled at KSU?

		Response Percent	Response Count
Freshman		60.0%	6
Transfer Student		40.0%	4
Graduate Student		0.0%	0
		answered question	10
		skipped question	0



7. What was your major(s) at the KSU?

		Response Percent	Response Count
First major:		100.0%	10
Second major:		10.0%	1
		answered question	10
		skipped question	0



8. What was your overall GPA?

		Response Percent	Response Count
3.51-4.00		20.0%	2
3.01-3.50		30.0%	3
2.51-3.00		50.0%	5
2.00-2.50		0.0%	0
		answered question	10
		skipped question	0



9. Did either of your parents attend KSU?

		Response Percent	Response Count
Yes		10.0%	1
No		90.0%	9
I don't know		0.0%	0
answered question			10
skipped question			0



10. Did any of your sibling or relatives attend KSU?

		Response Percent	Response Count
No		60.0%	6
I don't know		0.0%	0
Yes (please specify)		40.0%	4
answered question			10
skipped question			0

11. What degree(s) did you earn from KSU this year?

		Response Percent	Response Count
Associate		20.0%	2
Baccalaureate		100.0%	10
Master		0.0%	0
		answered question	10
		skipped question	0

12. What is MOST LIKELY to be your PRINCIPAL activity upon graduation?

		Response Percent	Response Count
Employment		60.0%	6
Starting or raising a family		0.0%	0
Military service		0.0%	0
Volunteer activity (e.g., Peace Corps)		0.0%	0
Undergraduate Study/Degree		0.0%	0
Graduate Study/Degree		40.0%	4
Other		0.0%	0
answered question			10
skipped question			0

13. Indicate how effective your education at KSU has been in enabling you to do the following

	Very Effective	Effective	Ineffective	Very Ineffective	N/A	Response Count
Analyze written arguments	50.0% (5)	50.0% (5)	0.0% (0)	0.0% (0)	0.0% (0)	10
Appreciate other cultures	20.0% (2)	70.0% (7)	0.0% (0)	0.0% (0)	10.0% (1)	10
Appreciate diversity	30.0% (3)	70.0% (7)	0.0% (0)	0.0% (0)	0.0% (0)	10
Communicate effectively	50.0% (5)	50.0% (5)	0.0% (0)	0.0% (0)	0.0% (0)	10
Broaden your intellectual interests	30.0% (3)	70.0% (7)	0.0% (0)	0.0% (0)	0.0% (0)	10
Develop your leadership skills	50.0% (5)	50.0% (5)	0.0% (0)	0.0% (0)	0.0% (0)	10
Improve your ability to make decisions	40.0% (4)	60.0% (6)	0.0% (0)	0.0% (0)	0.0% (0)	10
Increase your self confidence	60.0% (6)	30.0% (3)	0.0% (0)	0.0% (0)	10.0% (1)	10
Reason mathematically	30.0% (3)	60.0% (6)	0.0% (0)	0.0% (0)	10.0% (1)	10
Respect different points of view	40.0% (4)	60.0% (6)	0.0% (0)	0.0% (0)	0.0% (0)	10
Set personal priorities	50.0% (5)	50.0% (5)	0.0% (0)	0.0% (0)	0.0% (0)	10
Speak to groups	22.2% (2)	66.7% (6)	11.1% (1)	0.0% (0)	0.0% (0)	9
Think independently	40.0% (4)	60.0% (6)	0.0% (0)	0.0% (0)	0.0% (0)	10
Understand scientific ideas	30.0% (3)	60.0% (6)	0.0% (0)	0.0% (0)	10.0% (1)	10
Utilize information technology	30.0% (3)	60.0% (6)	0.0% (0)	0.0% (0)	10.0% (1)	10
Write clearly	40.0% (4)	60.0% (6)	0.0% (0)	0.0% (0)	0.0% (0)	10

answered question 10





skipped question 0

14. Indicate your level of satisfaction with the following aspects of your education at KSU




	Very Satisfied	Satisfied	Dissatisfied	Very Dissatisfied	N/A	Response Count
Quality of courses in your Liberal Studies requirements	50.0% (5)	30.0% (3)	20.0% (2)	0.0% (0)	0.0% (0)	10
Quality of courses required by your major	50.0% (5)	30.0% (3)	20.0% (2)	0.0% (0)	0.0% (0)	10
Availability of courses in your Liberal Studies requirements	30.0% (3)	40.0% (4)	20.0% (2)	10.0% (1)	0.0% (0)	10
Availability of courses required by your major	30.0% (3)	30.0% (3)	40.0% (4)	0.0% (0)	0.0% (0)	10
Availability of elective courses	40.0% (4)	60.0% (6)	0.0% (0)	0.0% (0)	0.0% (0)	10
Quality of career advising by faculty/advisor	40.0% (4)	40.0% (4)	10.0% (1)	10.0% (1)	0.0% (0)	10
Quality of career advising by the career services office	10.0% (1)	50.0% (5)	0.0% (0)	0.0% (0)	40.0% (4)	10
Quality of preparation for employment	20.0% (2)	60.0% (6)	10.0% (1)	0.0% (0)	10.0% (1)	10
Quality of preparation for graduate or professional school	10.0% (1)	70.0% (7)	20.0% (2)	0.0% (0)	0.0% (0)	10
Quality of instruction by faculty in						

your Liberal Studies requirement courses	20.0% (2)	60.0% (6)	10.0% (1)	0.0% (0)	10.0% (1)	10
Quality of instruction by faculty in your major	40.0% (4)	50.0% (5)	10.0% (1)	0.0% (0)	0.0% (0)	10
Quality of instruction by KSU tutors	22.2% (2)	44.4% (4)	0.0% (0)	0.0% (0)	33.3% (3)	9
answered question						10
skipped question						0



15. How long has it taken you to earn your degree?

		Response Percent	Response Count
2 years or less		10.0%	1
3-4 years		40.0%	4
5-6 years		30.0%	3
More than 6 years		20.0%	2
answered question			10
skipped question			0



16. The period to complete your degree was....

		Response Percent	Response Count
As long as I expected		70.0%	7
A little longer than I expected		10.0%	1
Much longer than I expected		20.0%	2
		answered question	10
		skipped question	0






17. If you could change two things about KSU, what would they be?

		Response Percent	Response Count
1.		100.0%	9
2.		100.0%	9
		answered question	9
		skipped question	1

18. Identify two things about KSU that makes it unique compared to other colleges and universities

		Response Percent	Response Count
1.		100.0%	9
2.		77.8%	7
		answered question	9
		skipped question	1

19. What is the highest degree you plan to achieve?

		Response Percent	Response Count
Associate degree		0.0%	0
Bachelor degree		10.0%	1
Master degree		50.0%	5
Doctoral degree		20.0%	2
First professional degree (e.g., medical doctor, lawyer)		10.0%	1
Other (please specify)		10.0%	1
		answered question	10
		skipped question	0

20. Indicate your level of satisfaction with the following programs and services at KSU

	Very Satisfied	Satisfied	Dissatisfied	Very Dissatisfied	N/A	Response Count
Advising	50.0% (5)	20.0% (2)	20.0% (2)	10.0% (1)	0.0% (0)	10
Athletic programs	30.0% (3)	30.0% (3)	10.0% (1)	0.0% (0)	30.0% (3)	10
Athletic facilities	30.0% (3)	20.0% (2)	20.0% (2)	0.0% (0)	30.0% (3)	10
Bookstore hours	30.0% (3)	60.0% (6)	0.0% (0)	10.0% (1)	0.0% (0)	10
Career counseling services	10.0% (1)	50.0% (5)	0.0% (0)	10.0% (1)	30.0% (3)	10
Classroom facilities	20.0% (2)	70.0% (7)	0.0% (0)	10.0% (1)	0.0% (0)	10
Computer Center's services	40.0% (4)	40.0% (4)	10.0% (1)	10.0% (1)	0.0% (0)	10
Computer labs	40.0% (4)	40.0% (4)	10.0% (1)	10.0% (1)	0.0% (0)	10
Computer lab hours	30.0% (3)	60.0% (6)	0.0% (0)	10.0% (1)	0.0% (0)	10
Counseling services	10.0% (1)	40.0% (4)	0.0% (0)	10.0% (1)	40.0% (4)	10
Financial aid availability	0.0% (0)	50.0% (5)	30.0% (3)	0.0% (0)	20.0% (2)	10
Financial aid services	0.0% (0)	40.0% (4)	40.0% (4)	0.0% (0)	20.0% (2)	10
Food services	10.0% (1)	60.0% (6)	0.0% (0)	10.0% (1)	20.0% (2)	10
Library holdings (books, journals, magazine, etc.)	20.0% (2)	70.0% (7)	10.0% (1)	0.0% (0)	0.0% (0)	10
Library hours	20.0% (2)	70.0% (7)	10.0% (1)	0.0% (0)	0.0% (0)	10
Quality of food	10.0% (1)	60.0% (6)	10.0% (1)	10.0% (1)	10.0% (1)	10





Registrar's office	30.0% (3)	60.0% (6)	0.0% (0)	10.0% (1)	0.0% (0)	10
Residence halls	10.0% (1)	30.0% (3)	0.0% (0)	0.0% (0)	60.0% (6)	10
Student government	30.0% (3)	40.0% (4)	0.0% (0)	0.0% (0)	30.0% (3)	10
Student activities	30.0% (3)	30.0% (3)	20.0% (2)	0.0% (0)	20.0% (2)	10
Tutoring services	30.0% (3)	30.0% (3)	0.0% (0)	10.0% (1)	30.0% (3)	10
answered question						10
skipped question						0

21. Indicate your level of satisfaction with the following aspects of your education at KSU




	Very Satisfied	Satisfied	Dissatisfied	Very Dissatisfied	N/A	Response Count
Quality of academic advising before you declared a major	20.0% (2)	30.0% (3)	10.0% (1)	0.0% (0)	40.0% (4)	10
Quality of academic advising in your major	40.0% (4)	40.0% (4)	10.0% (1)	10.0% (1)	0.0% (0)	10
Accessibility of advisors before you declared a major	10.0% (1)	40.0% (4)	10.0% (1)	0.0% (0)	40.0% (4)	10
Accessibility of advisors in your major	40.0% (4)	40.0% (4)	10.0% (1)	10.0% (1)	0.0% (0)	10
Responsiveness to student concerns by your Dean's office	30.0% (3)	40.0% (4)	10.0% (1)	10.0% (1)	10.0% (1)	10
Responsiveness to student concerns by your departmental office	40.0% (4)	40.0% (4)	10.0% (1)	10.0% (1)	0.0% (0)	10
Responsiveness to student concerns by the office of student affairs	0.0% (0)	60.0% (6)	10.0% (1)	10.0% (1)	20.0% (2)	10
Responsiveness to student concerns by the provost's office	10.0% (1)	50.0% (5)	10.0% (1)	10.0% (1)	20.0% (2)	10
Responsiveness to student concerns by the registrar's office	40.0% (4)	30.0% (3)	20.0% (2)	10.0% (1)	0.0% (0)	10
Responsiveness to student concerns by the bursar's office	20.0% (2)	40.0% (4)	20.0% (2)	10.0% (1)	10.0% (1)	10

Responsiveness to student concerns by the financial aid office	0.0% (0)	40.0% (4)	20.0% (2)	20.0% (2)	20.0% (2)	10
Responsiveness to student concerns by the library staff	20.0% (2)	50.0% (5)	10.0% (1)	0.0% (0)	20.0% (2)	10
Responsiveness to student concerns by the food service staff	30.0% (3)	40.0% (4)	0.0% (0)	0.0% (0)	30.0% (3)	10
Responsiveness to student concerns by the security staff	10.0% (1)	50.0% (5)	0.0% (0)	10.0% (1)	30.0% (3)	10
Responsiveness of security staff to emergency telephone calls	0.0% (0)	40.0% (4)	0.0% (0)	0.0% (0)	60.0% (6)	10
answered question						10
skipped question						0



22. Would you continue your education at KSU?

		Response Percent	Response Count
Yes		40.0%	4
No, I'd prefer other Institution		30.0%	3
No, I have achieved my highest degree		20.0%	2
I don't know		10.0%	1
answered question			10
skipped question			0





23. Is KSU a good value for the education that student receive?

		Response Percent	Response Count
Yes		70.0%	7
No		20.0%	2
I don't know		10.0%	1
answered question			10
skipped question			0

24. Will you recommend KSU to other students?

		Response Percent	Response Count
Yes		70.0%	7
No		30.0%	3
answered question			10
skipped question			0

25. Overall, how satisfied have you been with your education at the Kentucky State University?

		Response Percent	Response Count
Very Satisfied		50.0%	5
Satisfied		30.0%	3
Dissatisfied		10.0%	1
Very Dissatisfied		10.0%	1
		answered question	10
		skipped question	0

26. Please provide comments you think necessary to improve KSU in the future

	Response Count
	3
answered question	3
skipped question	7

Page 1, Q7. What was your major(s) at the KSU?

First major:

1	Computer Science	Dec 1, 2010 2:11 PM
2	English with Literature and Creative Writing Concentrations	Aug 13, 2010 1:50 PM
3	Criminal Justice	Aug 9, 2010 10:12 AM
4	Child development and family relations	Aug 6, 2010 1:09 PM
5	Liberal Studies and Fine Arts	Aug 5, 2010 9:17 AM
6	social work	Aug 3, 2010 3:08 PM
7	Biology	Jul 29, 2010 10:57 AM
8	Social Work	Jul 27, 2010 2:45 PM
9	bachelors of nursing	Jul 27, 2010 12:16 PM
10	Nursing Associate	Jul 26, 2010 11:57 AM

Second major:

10	Nursing Bachelor	Jul 26, 2010 11:57 AM
----	------------------	-----------------------

Page 1, Q10. Did any of your sibling or relatives attend KSU?

1	Sister	Dec 1, 2010 2:11 PM
2	one brother, two cousins	Aug 13, 2010 1:50 PM
3	Brother-in-law	Aug 9, 2010 10:12 AM
4	sister	Jul 27, 2010 2:45 PM

Page 2, Q17. If you could change two things about KSU, what would they be?

1.

1	KSU needs more Culutural activites to educate its students	Dec 1, 2010 2:16 PM
2	Less of a divide between the administration and the students.	Aug 13, 2010 1:54 PM
3	offer more courses	Aug 9, 2010 10:14 AM
4	advisor	Aug 6, 2010 1:11 PM
5	Student Involvement	Aug 5, 2010 9:22 AM
6	having different IGS courses available	Aug 3, 2010 3:15 PM
7	availability of courses	Jul 29, 2010 11:00 AM
8	advisor	Jul 27, 2010 2:51 PM
9	parking	Jul 27, 2010 12:20 PM

2.

1	Incentives for international Students	Dec 1, 2010 2:16 PM
2	The promotion of a more academic atmosphere.	Aug 13, 2010 1:54 PM
3	more graduate programs	Aug 9, 2010 10:14 AM
4	overall performance	Aug 6, 2010 1:11 PM
5	Faculty/ Staff Attitudes towards Students	Aug 5, 2010 9:22 AM
6	more career services or at least getting the word out that there is career services (to transfer students)	Aug 3, 2010 3:15 PM
7	science classes in summer	Jul 29, 2010 11:00 AM
8	administration	Jul 27, 2010 2:51 PM
9	nursing facility	Jul 27, 2010 12:20 PM

Page 2, Q18. Identify two things about KSU that makes it unique compared to other colleges and universities

1.

1	Its class size is great for more learning or grasp of studies.	Dec 1, 2010 2:16 PM
2	The diversity.	Aug 13, 2010 1:54 PM
3	environment	Aug 9, 2010 10:14 AM
4	apmospher	Aug 6, 2010 1:11 PM
5	Diversity	Aug 5, 2010 9:22 AM
6	the amount of diversity	Aug 3, 2010 3:15 PM
7	home feeling	Jul 29, 2010 11:00 AM
8	multi-cultural	Jul 27, 2010 2:51 PM
9	class size	Jul 27, 2010 12:20 PM

2.

2	The small class sizes.	Aug 13, 2010 1:54 PM
3	smaller, personalized attention	Aug 9, 2010 10:14 AM
4	people	Aug 6, 2010 1:11 PM
5	Intimate Classrooms	Aug 5, 2010 9:22 AM
6	smaller, personalized attention	Aug 3, 2010 3:15 PM
7	smaller, personalized attention	Jul 29, 2010 11:00 AM
8	smaller, personalized attention	Jul 27, 2010 2:51 PM

Page 2, Q19. What is the highest degree you plan to achieve?

1	maters. maybe doctoral but later down the road	Aug 3, 2010 3:15 PM
---	--	---------------------

Page 3, Q26. Please provide comments you think necessary to improve KSU in the future

1	I would really love to see a campus wide drive to promote the importance of reading for classes. I think that is the one problem I noted in every course I took here: students did not read their homework with any regularity. That translated into a lack of classroom discussion that could have helped to clarify concepts. I love this school, but I think that if a strong promotion of academic seriousness was advocated from the top down, we would see more students succeeding here, which would result in a higher retention and graduation rate for the university.	Aug 13, 2010 1:59 PM
2	I have enjoyed My Journey here and if anything could change i would say Encourage the students to enjoy their college experience and to the professors make learning fun.	Aug 5, 2010 9:25 AM
3	When it is final time the printer in any area should be working and available. Also when there is a dispute over a grade the student's feeling and consideration should be taken into account.	Jul 27, 2010 2:54 PM