







### 3. Select category that describes your current age

	Response Percent	Response Count
16 years old and younger	0.0%	0
17-20 years old	0.0%	0
21-24 years old 	40.7%	11
25 years old and older 	59.3%	16
<i>answered question</i>		27
<i>skipped question</i>		1




### 4. Select category that describes your residence classification at the time you enrolled at KSU

	Response Percent	Response Count
In-state student 	77.8%	21
Out-of-state student 	22.2%	6
International student	0.0%	0
<i>answered question</i>		27
<i>skipped question</i>		1



### 5. Where will you live after graduation?

	Response Percent	Response Count
Kentucky 	81.5%	22
Other State 	18.5%	5
Foreign Country	0.0%	0
<i>answered question</i>		27
<i>skipped question</i>		1


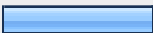


### 6. What was your student classification when you first enrolled at KSU?

	Response Percent	Response Count
Freshman 	51.9%	14
Transfer Student 	37.0%	10
Graduate Student 	11.1%	3
<b>answered question</b>		<b>27</b>
<b>skipped question</b>		<b>1</b>




### 7. What was your major(s) at the KSU?

	Response Percent	Response Count
First major: 	100.0%	27
Second major: 	29.6%	8
<b>answered question</b>		<b>27</b>
<b>skipped question</b>		<b>1</b>




### 8. What was your overall GPA?

	Response Percent	Response Count
3.51-4.00 	33.3%	9
3.01-3.50 	22.2%	6
2.51-3.00 	37.0%	10
2.00-2.50 	7.4%	2
<b>answered question</b>		<b>27</b>
<b>skipped question</b>		<b>1</b>




### 9. Did either of your parents attend KSU?

	Response Percent	Response Count
Yes 	11.1%	3
No 	85.2%	23
I don't know 	3.7%	1
<b>answered question</b>		<b>27</b>
<b>skipped question</b>		<b>1</b>





### 10. Did any of your sibling or relatives attend KSU?

	Response Percent	Response Count
No 	59.3%	16
I don't know 	3.7%	1
Yes (please specify) 	37.0%	10
<b>answered question</b>		<b>27</b>
<b>skipped question</b>		<b>1</b>

### 11. What degree(s) did you earn from KSU this year?

	Response Percent	Response Count
Associate 	7.4%	2
Baccalaureate 	77.8%	21
Master 	14.8%	4
<b>answered question</b>		<b>27</b>
<b>skipped question</b>		<b>1</b>

## 12. What is MOST LIKELY to be your PRINCIPAL activity upon graduation?

		Response Percent	Response Count
<b>Employment</b>		48.1%	13
Starting or raising a family		0.0%	0
Military service		0.0%	0
Volunteer activity (e.g., Peace Corps)		0.0%	0
Undergraduate Study/Degree		7.4%	2
Graduate Study/Degree		37.0%	10
Other		7.4%	2
<b>answered question</b>			<b>27</b>
<b>skipped question</b>			<b>1</b>





### 13. Indicate how effective your education at KSU has been in enabling you to do the following

	Very Effective	Effective	Ineffective	Very Ineffective	N/A	Response Count
Analyze written arguments	25.9% (7)	<b>66.7% (18)</b>	0.0% (0)	0.0% (0)	7.4% (2)	27
Appreciate other cultures	<b>63.0% (17)</b>	37.0% (10)	0.0% (0)	0.0% (0)	0.0% (0)	27
Appreciate diversity	<b>66.7% (18)</b>	33.3% (9)	0.0% (0)	0.0% (0)	0.0% (0)	27
Communicate effectively	<b>48.1% (13)</b>	44.4% (12)	3.7% (1)	3.7% (1)	0.0% (0)	27
Broaden your intellectual interests	48.1% (13)	<b>51.9% (14)</b>	0.0% (0)	0.0% (0)	0.0% (0)	27
Develop your leadership skills	44.4% (12)	<b>51.9% (14)</b>	3.7% (1)	0.0% (0)	0.0% (0)	27
Improve your ability to make decisions	<b>51.9% (14)</b>	48.1% (13)	0.0% (0)	0.0% (0)	0.0% (0)	27
Increase your self confidence	<b>51.9% (14)</b>	48.1% (13)	0.0% (0)	0.0% (0)	0.0% (0)	27
Reason mathematically	29.6% (8)	<b>63.0% (17)</b>	3.7% (1)	0.0% (0)	3.7% (1)	27
Respect different points of view	<b>59.3% (16)</b>	37.0% (10)	0.0% (0)	3.7% (1)	0.0% (0)	27
Set personal priorities	<b>55.6% (15)</b>	40.7% (11)	0.0% (0)	3.7% (1)	0.0% (0)	27
Speak to groups	<b>48.1% (13)</b>	<b>48.1% (13)</b>	0.0% (0)	3.7% (1)	0.0% (0)	27
Think independently	<b>48.1% (13)</b>	<b>48.1% (13)</b>	0.0% (0)	3.7% (1)	0.0% (0)	27
Understand scientific ideas	33.3% (9)	<b>63.0% (17)</b>	0.0% (0)	3.7% (1)	0.0% (0)	27
Utilize information technology	40.7% (11)	<b>55.6% (15)</b>	3.7% (1)	0.0% (0)	0.0% (0)	27
Write clearly	33.3% (9)	<b>63.0% (17)</b>	0.0% (0)	3.7% (1)	0.0% (0)	27
					<b>answered question</b>	<b>27</b>
					<b>skipped question</b>	<b>1</b>




## 14. Indicate your level of satisfaction with the following aspects of your education at KSU

	Very Satisfied	Satisfied	Dissatisfied	Very Dissatisfied	N/A	Response Count
Quality of courses in your Liberal Studies requirements	22.2% (6)	<b>66.7% (18)</b>	7.4% (2)	0.0% (0)	3.7% (1)	27
Quality of courses required by your major	<b>55.6% (15)</b>	29.6% (8)	11.1% (3)	0.0% (0)	3.7% (1)	27
Availability of courses in your Liberal Studies requirements	40.7% (11)	<b>48.1% (13)</b>	7.4% (2)	0.0% (0)	3.7% (1)	27
Availability of courses required by your major	37.0% (10)	<b>48.1% (13)</b>	7.4% (2)	7.4% (2)	0.0% (0)	27
Availability of elective courses	33.3% (9)	<b>59.3% (16)</b>	3.7% (1)	3.7% (1)	0.0% (0)	27
Quality of career advising by faculty/advisor	29.6% (8)	<b>51.9% (14)</b>	11.1% (3)	3.7% (1)	3.7% (1)	27
Quality of career advising by the career services office	26.9% (7)	<b>57.7% (15)</b>	3.8% (1)	0.0% (0)	11.5% (3)	26
Quality of preparation for employment	22.2% (6)	<b>66.7% (18)</b>	0.0% (0)	0.0% (0)	11.1% (3)	27
Quality of preparation for graduate or professional school	19.2% (5)	<b>53.8% (14)</b>	7.7% (2)	3.8% (1)	15.4% (4)	26
Quality of instruction by faculty in your Liberal Studies requirement courses	22.2% (6)	<b>66.7% (18)</b>	7.4% (2)	0.0% (0)	3.7% (1)	27
Quality of instruction by faculty in your major	44.4% (12)	<b>48.1% (13)</b>	7.4% (2)	0.0% (0)	0.0% (0)	27
Quality of instruction by KSU tutors	29.6% (8)	<b>55.6% (15)</b>	0.0% (0)	0.0% (0)	14.8% (4)	27
					<b>answered question</b>	<b>27</b>
					<b>skipped question</b>	<b>1</b>



### 15. How long has it taken you to earn your degree?

	Response Percent	Response Count
2 years or less 	11.1%	3
3-4 years 	18.5%	5
<b>5-6 years</b> 	<b>51.9%</b>	<b>14</b>
More than 6 years 	18.5%	5
<b>answered question</b>		<b>27</b>
<b>skipped question</b>		<b>1</b>

### 16. The period to complete your degree was....



	Response Percent	Response Count
<b>As long as I expected</b> 	<b>55.6%</b>	<b>15</b>
A little longer than I expected 	37.0%	10
Much longer than I expected 	7.4%	2
<b>answered question</b>		<b>27</b>
<b>skipped question</b>		<b>1</b>

### 17. If you could change two things about KSU, what would they be?






	Response Percent	Response Count
1. 	100.0%	26
2. 	73.1%	19
<b>answered question</b>		<b>26</b>
<b>skipped question</b>		<b>2</b>



### 18. Identify two things about KSU that makes it unique compared to other colleges and universities

	Response Percent	Response Count
1. 	100.0%	26
2. 	76.9%	20
<b>answered question</b>		<b>26</b>
<b>skipped question</b>		<b>2</b>

### 19. What is the highest degree you plan to achieve?

	Response Percent	Response Count
Associate degree	0.0%	0
Bachelor degree 	22.2%	6
<b>Master degree</b> 	<b>40.7%</b>	<b>11</b>
Doctoral degree 	22.2%	6
First professional degree (e.g., medical doctor, lawyer) 	11.1%	3
Other (please specify) 	3.7%	1
<b>answered question</b>		<b>27</b>
<b>skipped question</b>		<b>1</b>

## 20. Indicate your level of satisfaction with the following programs and services at KSU

	Very Satisfied	Satisfied	Dissatisfied	Very Dissatisfied	N/A	Response Count
Advising	<b>48.1% (13)</b>	44.4% (12)	0.0% (0)	3.7% (1)	3.7% (1)	27
Athletic programs	7.4% (2)	<b>40.7% (11)</b>	14.8% (4)	3.7% (1)	33.3% (9)	27
Athletic facilities	3.7% (1)	<b>59.3% (16)</b>	0.0% (0)	3.7% (1)	33.3% (9)	27
Bookstore hours	11.1% (3)	<b>66.7% (18)</b>	7.4% (2)	7.4% (2)	7.4% (2)	27
Career counseling services	29.6% (8)	<b>44.4% (12)</b>	3.7% (1)	3.7% (1)	18.5% (5)	27
Classroom facilities	25.9% (7)	<b>59.3% (16)</b>	7.4% (2)	3.7% (1)	3.7% (1)	27
Computer Center's services	22.2% (6)	<b>59.3% (16)</b>	3.7% (1)	3.7% (1)	11.1% (3)	27
Computer labs	22.2% (6)	<b>59.3% (16)</b>	3.7% (1)	3.7% (1)	11.1% (3)	27
Computer lab hours	11.1% (3)	<b>66.7% (18)</b>	7.4% (2)	3.7% (1)	11.1% (3)	27
Counseling services	18.5% (5)	<b>59.3% (16)</b>	0.0% (0)	3.7% (1)	18.5% (5)	27
Financial aid availability	18.5% (5)	<b>37.0% (10)</b>	14.8% (4)	11.1% (3)	18.5% (5)	27
Financial aid services	14.8% (4)	<b>33.3% (9)</b>	14.8% (4)	14.8% (4)	22.2% (6)	27
Food services	7.4% (2)	<b>55.6% (15)</b>	7.4% (2)	7.4% (2)	22.2% (6)	27
Library holdings (books, journals, magazine, etc.)	11.1% (3)	<b>66.7% (18)</b>	0.0% (0)	7.4% (2)	14.8% (4)	27
Library hours	18.5% (5)	<b>55.6% (15)</b>	3.7% (1)	7.4% (2)	14.8% (4)	27
Quality of food	7.4% (2)	<b>55.6% (15)</b>	3.7% (1)	7.4% (2)	25.9% (7)	27
Registrar's office	11.1% (3)	<b>66.7% (18)</b>	7.4% (2)	14.8% (4)	0.0% (0)	27
Residence halls	7.4% (2)	29.6% (8)	3.7% (1)	14.8% (4)	<b>44.4% (12)</b>	27
Student government	7.4% (2)	<b>40.7% (11)</b>	7.4% (2)	7.4% (2)	37.0% (10)	27
Student activities	18.5% (5)	<b>40.7% (11)</b>	0.0% (0)	11.1% (3)	29.6% (8)	27
Tutoring services	25.9% (7)	<b>37.0% (10)</b>	3.7% (1)	7.4% (2)	25.9% (7)	27
				<b>answered question</b>		<b>27</b>
				<b>skipped question</b>		<b>1</b>


## 21. Indicate your level of satisfaction with the following aspects of your education at KSU

	Very Satisfied	Satisfied	Dissatisfied	Very Dissatisfied	N/A	Response Count
Quality of academic advising before you declared a major	11.1% (3)	<b>55.6% (15)</b>	14.8% (4)	0.0% (0)	18.5% (5)	27
Quality of academic advising in your major	40.7% (11)	<b>51.9% (14)</b>	7.4% (2)	0.0% (0)	0.0% (0)	27
Accessibility of advisors before you declared a major	29.6% (8)	<b>51.9% (14)</b>	7.4% (2)	0.0% (0)	11.1% (3)	27
Accessibility of advisors in your major	40.7% (11)	<b>51.9% (14)</b>	7.4% (2)	0.0% (0)	0.0% (0)	27
Responsiveness to student concerns by your Dean's office	25.9% (7)	<b>51.9% (14)</b>	7.4% (2)	3.7% (1)	11.1% (3)	27
Responsiveness to student concerns by your departmental office	25.9% (7)	<b>59.3% (16)</b>	7.4% (2)	3.7% (1)	3.7% (1)	27
Responsiveness to student concerns by the office of student affairs	14.8% (4)	<b>59.3% (16)</b>	3.7% (1)	3.7% (1)	18.5% (5)	27
Responsiveness to student concerns by the provost's office	22.2% (6)	<b>51.9% (14)</b>	0.0% (0)	3.7% (1)	22.2% (6)	27
Responsiveness to student concerns by the registrar's office	14.8% (4)	<b>70.4% (19)</b>	3.7% (1)	7.4% (2)	3.7% (1)	27
Responsiveness to student concerns by the bursar's office	18.5% (5)	<b>59.3% (16)</b>	7.4% (2)	7.4% (2)	7.4% (2)	27
Responsiveness to student concerns by the financial aid office	18.5% (5)	<b>44.4% (12)</b>	3.7% (1)	14.8% (4)	18.5% (5)	27
Responsiveness to student concerns by the library staff	22.2% (6)	<b>59.3% (16)</b>	0.0% (0)	3.7% (1)	14.8% (4)	27
Responsiveness to student concerns by the food service staff	14.8% (4)	<b>55.6% (15)</b>	0.0% (0)	3.7% (1)	25.9% (7)	27
Responsiveness to student concerns by the security staff	11.1% (3)	<b>51.9% (14)</b>	0.0% (0)	3.7% (1)	33.3% (9)	27
Responsiveness of security staff to emergency telephone calls	18.5% (5)	<b>55.6% (15)</b>	0.0% (0)	0.0% (0)	25.9% (7)	27

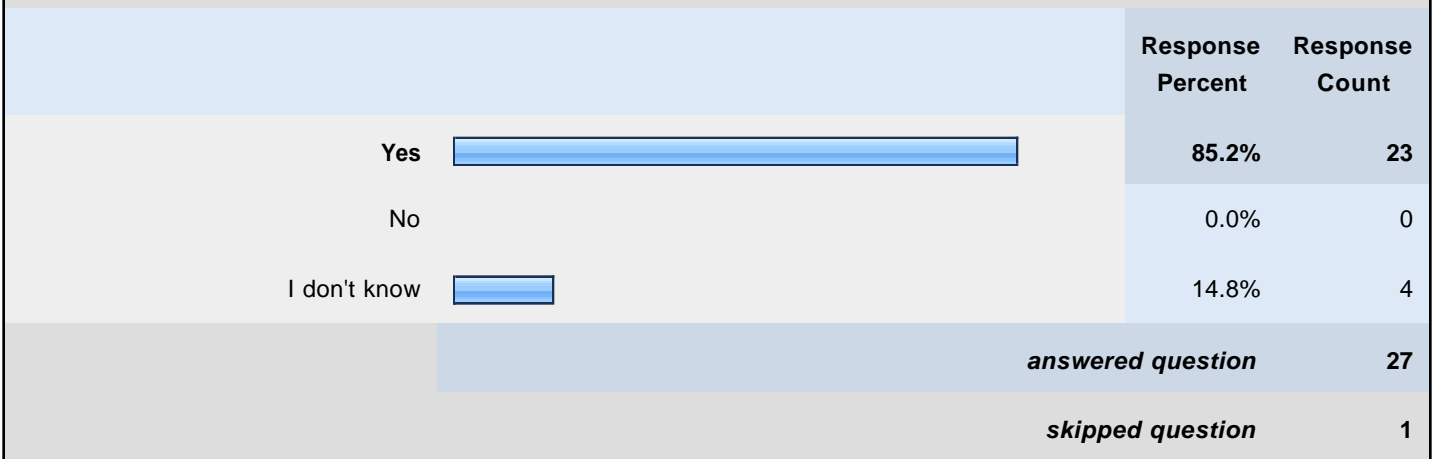
*answered question* 27

*skipped question* 1

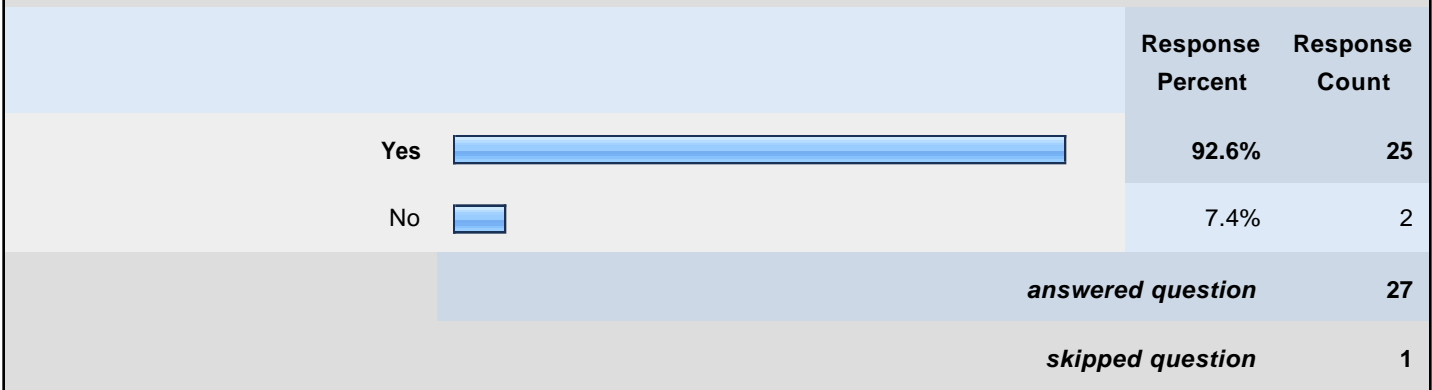
## 22. Would you continue your education at KSU?




## 23. Is KSU a good value for the education that student receive?



### 24. Will you recommend KSU to other students?



### 25. Overall, how satisfied have you been with your education at the Kentucky State University?



### 26. Please provide comments you think necessary to improve KSU in the future

