







3. Select category that describes your current age

	Response Percent	Response Count
16 years old and younger	0.0%	0
17-20 years old	0.0%	0
21-24 years old 	47.6%	10
25 years old and older 	52.4%	11
<i>answered question</i>		21
<i>skipped question</i>		0



4. Select category that describes your residence classification at the time you enrolled at KSU

	Response Percent	Response Count
In-state student 	71.4%	15
Out-of-state student 	28.6%	6
International student	0.0%	0
<i>answered question</i>		21
<i>skipped question</i>		0



5. Where will you live after graduation?

	Response Percent	Response Count
Kentucky 	76.2%	16
Other State 	23.8%	5
Foreign Country	0.0%	0
<i>answered question</i>		21
<i>skipped question</i>		0


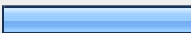


6. What was your student classification when you first enrolled at KSU?

	Response Percent	Response Count
Freshman 	52.4%	11
Transfer Student 	47.6%	10
Graduate Student	0.0%	0
answered question		21
skipped question		0




7. What was your major(s) at the KSU?

	Response Percent	Response Count
First major: 	100.0%	21
Second major: 	28.6%	6
answered question		21
skipped question		0

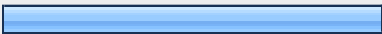

8. What was your overall GPA?

	Response Percent	Response Count
3.51-4.00 	14.3%	3
3.01-3.50 	28.6%	6
2.51-3.00 	47.6%	10
2.00-2.50 	9.5%	2
answered question		21
skipped question		0


9. Did either of your parents attend KSU?

	Response Percent	Response Count
Yes 	9.5%	2
No 	85.7%	18
I don't know 	4.8%	1
answered question		21
skipped question		0





10. Did any of your sibling or relatives attend KSU?

	Response Percent	Response Count
No 	57.1%	12
I don't know	0.0%	0
Yes (please specify) 	42.9%	9
answered question		21
skipped question		0

11. What degree(s) did you earn from KSU this year?

	Response Percent	Response Count
Associate	0.0%	0
Baccalaureate 	100.0%	21
Master	0.0%	0
answered question		21
skipped question		0

12. What is MOST LIKELY to be your PRINCIPAL activity upon graduation?

		Response Percent	Response Count
Employment		42.9%	9
Starting or raising a family		0.0%	0
Military service		0.0%	0
Volunteer activity (e.g., Peace Corps)		0.0%	0
Undergraduate Study/Degree		4.8%	1
Graduate Study/Degree		42.9%	9
Other		9.5%	2
answered question			21
skipped question			0





13. Indicate how effective your education at KSU has been in enabling you to do the following

	Very Effective	Effective	Ineffective	Very Ineffective	N/A	Response Count
Analyze written arguments	28.6% (6)	61.9% (13)	0.0% (0)	0.0% (0)	9.5% (2)	21
Appreciate other cultures	61.9% (13)	38.1% (8)	0.0% (0)	0.0% (0)	0.0% (0)	21
Appreciate diversity	61.9% (13)	38.1% (8)	0.0% (0)	0.0% (0)	0.0% (0)	21
Communicate effectively	47.6% (10)	42.9% (9)	4.8% (1)	4.8% (1)	0.0% (0)	21
Broaden your intellectual interests	42.9% (9)	57.1% (12)	0.0% (0)	0.0% (0)	0.0% (0)	21
Develop your leadership skills	42.9% (9)	52.4% (11)	4.8% (1)	0.0% (0)	0.0% (0)	21
Improve your ability to make decisions	52.4% (11)	47.6% (10)	0.0% (0)	0.0% (0)	0.0% (0)	21
Increase your self confidence	47.6% (10)	52.4% (11)	0.0% (0)	0.0% (0)	0.0% (0)	21
Reason mathematically	28.6% (6)	61.9% (13)	4.8% (1)	0.0% (0)	4.8% (1)	21
Respect different points of view	52.4% (11)	42.9% (9)	0.0% (0)	4.8% (1)	0.0% (0)	21
Set personal priorities	57.1% (12)	38.1% (8)	0.0% (0)	4.8% (1)	0.0% (0)	21
Speak to groups	47.6% (10)	47.6% (10)	0.0% (0)	4.8% (1)	0.0% (0)	21
Think independently	47.6% (10)	47.6% (10)	0.0% (0)	4.8% (1)	0.0% (0)	21
Understand scientific ideas	33.3% (7)	61.9% (13)	0.0% (0)	4.8% (1)	0.0% (0)	21
Utilize information technology	38.1% (8)	57.1% (12)	4.8% (1)	0.0% (0)	0.0% (0)	21
Write clearly	28.6% (6)	66.7% (14)	0.0% (0)	4.8% (1)	0.0% (0)	21
					answered question	21
					skipped question	0

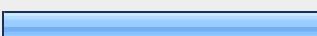


14. Indicate your level of satisfaction with the following aspects of your education at KSU

	Very Satisfied	Satisfied	Dissatisfied	Very Dissatisfied	N/A	Response Count
Quality of courses in your Liberal Studies requirements	19.0% (4)	71.4% (15)	9.5% (2)	0.0% (0)	0.0% (0)	21
Quality of courses required by your major	57.1% (12)	23.8% (5)	14.3% (3)	0.0% (0)	4.8% (1)	21
Availability of courses in your Liberal Studies requirements	42.9% (9)	47.6% (10)	9.5% (2)	0.0% (0)	0.0% (0)	21
Availability of courses required by your major	38.1% (8)	42.9% (9)	9.5% (2)	9.5% (2)	0.0% (0)	21
Availability of elective courses	33.3% (7)	61.9% (13)	0.0% (0)	4.8% (1)	0.0% (0)	21
Quality of career advising by faculty/advisor	33.3% (7)	57.1% (12)	9.5% (2)	0.0% (0)	0.0% (0)	21
Quality of career advising by the career services office	28.6% (6)	61.9% (13)	4.8% (1)	0.0% (0)	4.8% (1)	21
Quality of preparation for employment	19.0% (4)	76.2% (16)	0.0% (0)	0.0% (0)	4.8% (1)	21
Quality of preparation for graduate or professional school	20.0% (4)	60.0% (12)	10.0% (2)	5.0% (1)	5.0% (1)	20
Quality of instruction by faculty in your Liberal Studies requirement courses	14.3% (3)	81.0% (17)	4.8% (1)	0.0% (0)	0.0% (0)	21
Quality of instruction by faculty in your major	42.9% (9)	52.4% (11)	4.8% (1)	0.0% (0)	0.0% (0)	21
Quality of instruction by KSU tutors	28.6% (6)	61.9% (13)	0.0% (0)	0.0% (0)	9.5% (2)	21
					answered question	21
					skipped question	0



15. How long has it taken you to earn your degree?

	Response Percent	Response Count
2 years or less 	4.8%	1
3-4 years 	4.8%	1
5-6 years 	66.7%	14
More than 6 years 	23.8%	5
<i>answered question</i>		21
<i>skipped question</i>		0



16. The period to complete your degree was....

	Response Percent	Response Count
As long as I expected 	47.6%	10
A little longer than I expected 	42.9%	9
Much longer than I expected 	9.5%	2
<i>answered question</i>		21
<i>skipped question</i>		0






17. If you could change two things about KSU, what would they be?

	Response Percent	Response Count
1. 	100.0%	20
2. 	75.0%	15
<i>answered question</i>		20
<i>skipped question</i>		1

18. Identify two things about KSU that makes it unique compared to other colleges and universities

	Response Percent	Response Count
1. 	100.0%	20
2. 	80.0%	16
answered question		20
skipped question		1

19. What is the highest degree you plan to achieve?

	Response Percent	Response Count
Associate degree	0.0%	0
Bachelor degree 	23.8%	5
Master degree 	38.1%	8
Doctoral degree 	19.0%	4
First professional degree (e.g., medical doctor, lawyer) 	14.3%	3
Other (please specify) 	4.8%	1
answered question		21
skipped question		0

20. Indicate your level of satisfaction with the following programs and services at KSU

	Very Satisfied	Satisfied	Dissatisfied	Very Dissatisfied	N/A	Response Count
Advising	42.9% (9)	52.4% (11)	0.0% (0)	0.0% (0)	4.8% (1)	21
Athletic programs	9.5% (2)	52.4% (11)	19.0% (4)	4.8% (1)	14.3% (3)	21
Athletic facilities	4.8% (1)	76.2% (16)	0.0% (0)	4.8% (1)	14.3% (3)	21
Bookstore hours	9.5% (2)	71.4% (15)	9.5% (2)	9.5% (2)	0.0% (0)	21
Career counseling services	33.3% (7)	52.4% (11)	4.8% (1)	4.8% (1)	4.8% (1)	21
Classroom facilities	23.8% (5)	61.9% (13)	9.5% (2)	4.8% (1)	0.0% (0)	21
Computer Center's services	23.8% (5)	61.9% (13)	4.8% (1)	4.8% (1)	4.8% (1)	21
Computer labs	23.8% (5)	61.9% (13)	4.8% (1)	4.8% (1)	4.8% (1)	21
Computer lab hours	9.5% (2)	71.4% (15)	9.5% (2)	4.8% (1)	4.8% (1)	21
Counseling services	23.8% (5)	66.7% (14)	0.0% (0)	4.8% (1)	4.8% (1)	21
Financial aid availability	14.3% (3)	42.9% (9)	14.3% (3)	14.3% (3)	14.3% (3)	21
Financial aid services	9.5% (2)	38.1% (8)	19.0% (4)	19.0% (4)	14.3% (3)	21
Food services	4.8% (1)	61.9% (13)	9.5% (2)	9.5% (2)	14.3% (3)	21
Library holdings (books, journals, magazine, etc.)	9.5% (2)	76.2% (16)	0.0% (0)	4.8% (1)	9.5% (2)	21
Library hours	14.3% (3)	66.7% (14)	0.0% (0)	9.5% (2)	9.5% (2)	21
Quality of food	4.8% (1)	66.7% (14)	4.8% (1)	9.5% (2)	14.3% (3)	21
Registrar's office	9.5% (2)	66.7% (14)	4.8% (1)	19.0% (4)	0.0% (0)	21
Residence halls	9.5% (2)	33.3% (7)	4.8% (1)	19.0% (4)	33.3% (7)	21
Student government	9.5% (2)	52.4% (11)	9.5% (2)	9.5% (2)	19.0% (4)	21
Student activities	23.8% (5)	47.6% (10)	0.0% (0)	14.3% (3)	14.3% (3)	21
Tutoring services	28.6% (6)	42.9% (9)	4.8% (1)	9.5% (2)	14.3% (3)	21
				answered question		21
				skipped question		0

21. Indicate your level of satisfaction with the following aspects of your education at KSU

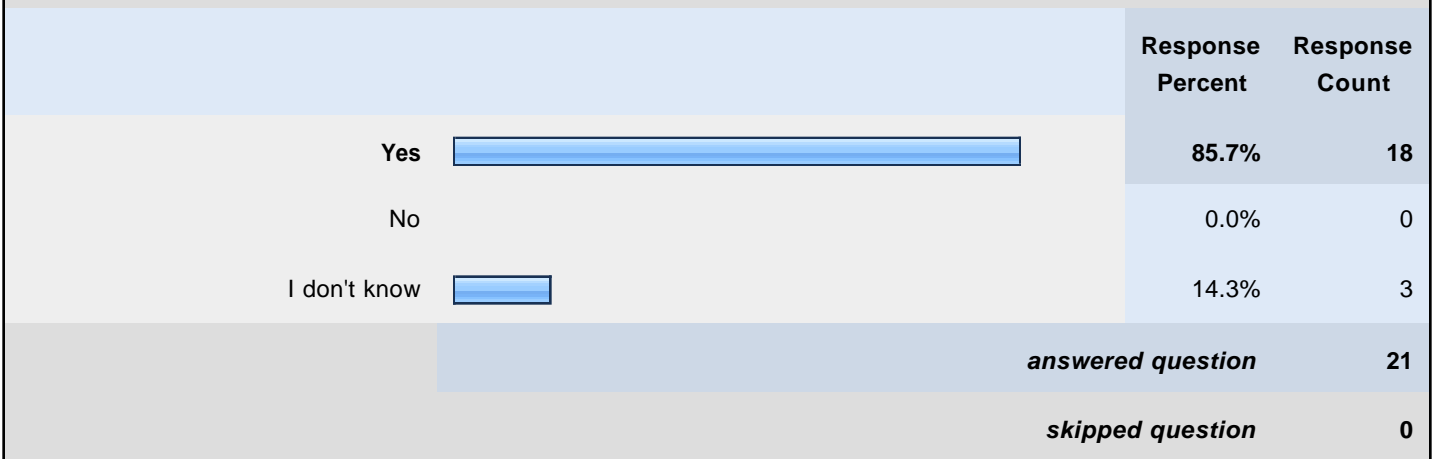
	Very Satisfied	Satisfied	Dissatisfied	Very Dissatisfied	N/A	Response Count
Quality of academic advising before you declared a major	9.5% (2)	57.1% (12)	9.5% (2)	0.0% (0)	23.8% (5)	21
Quality of academic advising in your major	42.9% (9)	52.4% (11)	4.8% (1)	0.0% (0)	0.0% (0)	21
Accessibility of advisors before you declared a major	28.6% (6)	52.4% (11)	4.8% (1)	0.0% (0)	14.3% (3)	21
Accessibility of advisors in your major	42.9% (9)	52.4% (11)	4.8% (1)	0.0% (0)	0.0% (0)	21
Responsiveness to student concerns by your Dean's office	19.0% (4)	57.1% (12)	9.5% (2)	4.8% (1)	9.5% (2)	21
Responsiveness to student concerns by your departmental office	19.0% (4)	66.7% (14)	4.8% (1)	4.8% (1)	4.8% (1)	21
Responsiveness to student concerns by the office of student affairs	9.5% (2)	71.4% (15)	4.8% (1)	4.8% (1)	9.5% (2)	21
Responsiveness to student concerns by the provost's office	19.0% (4)	61.9% (13)	0.0% (0)	4.8% (1)	14.3% (3)	21
Responsiveness to student concerns by the registrar's office	14.3% (3)	76.2% (16)	0.0% (0)	9.5% (2)	0.0% (0)	21
Responsiveness to student concerns by the bursar's office	19.0% (4)	57.1% (12)	9.5% (2)	9.5% (2)	4.8% (1)	21
Responsiveness to student concerns by the financial aid office	19.0% (4)	47.6% (10)	4.8% (1)	14.3% (3)	14.3% (3)	21
Responsiveness to student concerns by the library staff	19.0% (4)	66.7% (14)	0.0% (0)	4.8% (1)	9.5% (2)	21
Responsiveness to student concerns by the food service staff	9.5% (2)	66.7% (14)	0.0% (0)	4.8% (1)	19.0% (4)	21
Responsiveness to student concerns by the security staff	9.5% (2)	57.1% (12)	0.0% (0)	4.8% (1)	28.6% (6)	21
Responsiveness of security staff to emergency telephone calls	14.3% (3)	66.7% (14)	0.0% (0)	0.0% (0)	19.0% (4)	21

<i>answered question</i>	21
<i>skipped question</i>	0

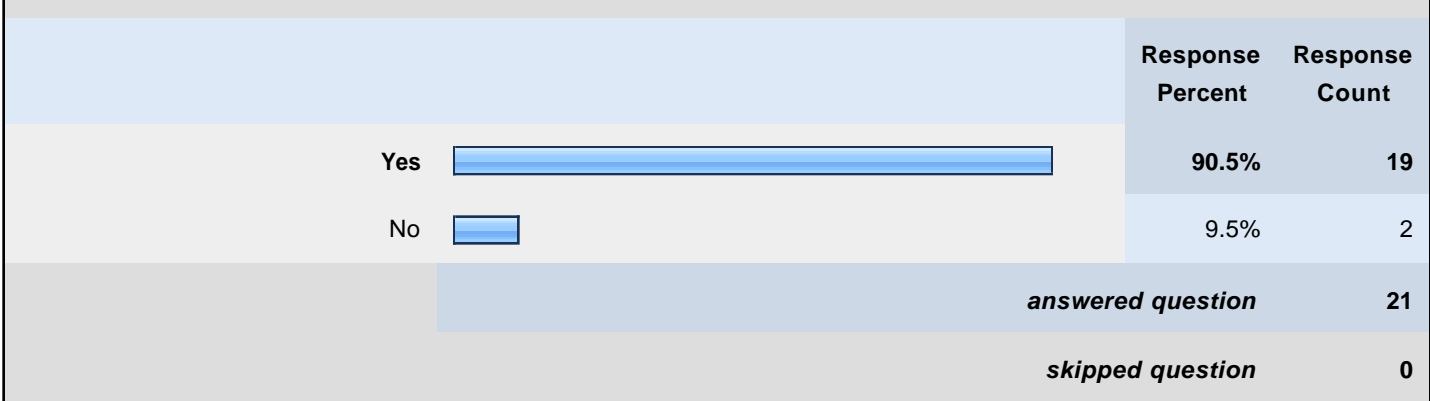
22. Would you continue your education at KSU?




23. Is KSU a good value for the education that student receive?



24. Will you recommend KSU to other students?



25. Overall, how satisfied have you been with your education at the Kentucky State University?



26. Please provide comments you think necessary to improve KSU in the future

