








**1. Select category that describes your gender**

		Response Percent	Response Count
Female		68.3%	28
Male		31.7%	13
		<b>answered question</b>	<b>41</b>
		<b>skipped question</b>	<b>0</b>

**2. Select category that describes your race(s)**

		Response Percent	Response Count
Hispanic		2.4%	1
<b>Black/Non Hispanic</b>		<b>58.5%</b>	<b>24</b>
White/Non-Hispanic		46.3%	19
Asian		2.4%	1
Hawaiian/Other Pacific Islander		0.0%	0
Native American (American Indian/Alaskan Native)		2.4%	1
		<b>answered question</b>	<b>41</b>
		<b>skipped question</b>	<b>0</b>



### 3. Select category that describes your current age

		Response Percent	Response Count
16 years old and younger		0.0%	0
17-20 years old		0.0%	0
<b>21-24 years old</b>		<b>51.2%</b>	<b>21</b>
25 years old and older		48.8%	20
		<b>answered question</b>	<b>41</b>
		<b>skipped question</b>	<b>0</b>




### 4. Select category that describes your residence classification at the time you enrolled at KSU

		Response Percent	Response Count
<b>In-state student</b>		<b>70.7%</b>	<b>29</b>
Out-of-state student		29.3%	12
International student		0.0%	0
		<b>answered question</b>	<b>41</b>
		<b>skipped question</b>	<b>0</b>


### 5. Where will you live after graduation?

		Response Percent	Response Count
Kentucky		70.7%	29
Other State		29.3%	12
Foreign Country		0.0%	0
answered question			41
skipped question			0

### 6. What was your student classification when you first enrolled at KSU?

		Response Percent	Response Count
Freshman		63.4%	26
Transfer Student		34.1%	14
Graduate Student		2.4%	1
answered question			41
skipped question			0

### 7. What is the highest degree(s) you have earn from KSU this term?

		Response Percent	Response Count
Associate		0.0%	0
Baccalaureate		100.0%	41
Master		0.0%	0
answered question			41
skipped question			0

## 8. What was your associates at KSU this term?

### Major

	<b>Computer Graphics and Multimedia Production Technology</b>	<b>Computer Electronics Technology</b>	<b>Liberal Studies: Seminar-based Honors Program (AA)</b>	<b>Liberal Studies General Liberal Studies Core (A)</b>
First major:	0.0% (0)	0.0% (0)	0.0% (0)	0.0% (0)
Second major:	0.0% (0)	0.0% (0)	0.0% (0)	0.0% (0)

### 9. What was your bachelor's at KSU this term?

**Major**

	Africana Studies	Applied Information Technology: Web Development	Applied Information Technology: Network Engineering	Art with Teaching Certificate	F
First major:	0.0% (0)	2.5% (1)	2.5% (1)	0.0% (0)	
Second major:	0.0% (0)	0.0% (0)	0.0% (0)	0.0% (0)	





**Minor**


## 10. What was your master's degree at KSU this term?



### Major

	AQUACULTURE/AQUATIC SCIENCES	BUSINESS ADMINISTRATION (MBA)	COMPUTER SCIENCE TECHNOLOGY - Information Technology (MS)	C : TEC Se Ne
First major:	0.0% (0)	0.0% (0)	0.0% (0)	
Second major:	0.0% (0)	0.0% (0)	0.0% (0)	




## 11. What was your overall GPA?

		Response Percent	Response Count
3.51-4.00		35.0%	14
3.01-3.50		27.5%	11
2.51-3.00		30.0%	12
2.00-2.50		7.5%	3
		<b>answered question</b>	<b>40</b>
		<b>skipped question</b>	<b>1</b>





### 12. Did either of your parents attend KSU?

		Response Percent	Response Count
Yes		10.0%	4
No		90.0%	36
I don't know		0.0%	0
<b>answered question</b>			<b>40</b>
<b>skipped question</b>			<b>1</b>





### 13. Did any of your sibling or relatives attend KSU?

		Response Percent	Response Count
No		77.5%	31
I don't know		15.0%	6
Yes (please specify)		7.5%	3
<b>answered question</b>			<b>40</b>
<b>skipped question</b>			<b>1</b>

#### 14. What is MOST LIKELY to be your PRINCIPAL activity upon graduation?

		Response Percent	Response Count
Employment		57.5%	23
Starting or raising a family		2.5%	1
Military service		0.0%	0
Volunteer activity (e.g., Peace Corps)		0.0%	0
Undergraduate Study/Degree		0.0%	0
Graduate Study/Degree		37.5%	15
Other		2.5%	1
<b>answered question</b>			<b>40</b>
<b>skipped question</b>			<b>1</b>

#### 15. Which of the following best describes the current state of your employment activity?




		Response Percent	Response Count
I have accepted a position		60.9%	14
I have been offered a position and refused it; still searching for preferred position		0.0%	0
I am considering one or more specific offers		8.7%	2
I am currently searching for a position or waiting for an offer		26.1%	6
I will begin searching for a position after graduation		4.3%	1
<b>answered question</b>			<b>23</b>
<b>skipped question</b>			<b>18</b>








**16. If you have already accepted an employment offer, what is your employer's name, department, and official job title name? (This may include self employment.) All others please type "NA". For example: Kentucky State University Office of Institutional Research and Effectiveness Research Analyst**

	Response Count
	23
answered question	23
skipped question	18

**17. Is the degree(s) you earned in the graduating term related to this position?**

		Response Percent	Response Count
Yes		56.5%	13
No		8.7%	2
Not yet applicable		34.8%	8
	answered question		23
	skipped question		18

## 18. Which of the following best describes the current state of your educational activity?

		Response Percent	Response Count
I have been accepted into one or more programs and will be attending school next semester		33.3%	5
I have been accepted into one or more programs but am still deciding		6.7%	1
I have been accepted into one or more programs but have deferred admission for a semester		6.7%	1
I have not been accepted into a program(s) but am on one or more waiting lists		6.7%	1
<b>I have not been accepted into a program(s) and am still waiting to hear</b>		<b>46.7%</b>	<b>7</b>
		<b>answered question</b>	<b>15</b>
		<b>skipped question</b>	<b>26</b>

**19. Which degree(s) do you plan to pursue beginning in the next semester or two.**

		Response Percent	Response Count
First bachelor's degree	<input type="checkbox"/>	6.7%	1
Second bachelor's degree	<input type="checkbox"/>	6.7%	1
<b>Master's degree in the Arts &amp; Sciences</b>	<input type="checkbox"/>	<b>46.7%</b>	<b>7</b>
Master's degree in Engineering		0.0%	0
Master's degree in Business (MBA)	<input type="checkbox"/>	6.7%	1
<b>Other Master's degree (e.g., MPA, MSW, MSN, MAT, MPH, MM)</b>	<input type="checkbox"/>	<b>46.7%</b>	<b>7</b>
Professional doctorate (e.g., EdD, DDiv, PsyD)		0.0%	0
Ph.D.	<input type="checkbox"/>	6.7%	1
Medical degree (e.g., MD, DO, DDS, DVM)		0.0%	0
Law degree (e.g., JD, LLB)	<input type="checkbox"/>	6.7%	1
Other degree or certificate	<input type="checkbox"/>	6.7%	1
<b>answered question</b>			<b>15</b>
<b>skipped question</b>			<b>26</b>

**20. If you have been accepted into a program and will be attending school in the next semester or two please specify school, degree type, and major. For example: Kentucky State University Bachelor's Mathematics**

	Response Count
	15
<b>answered question</b>	<b>15</b>
<b>skipped question</b>	<b>26</b>





**21. Indicate how effective your education at KSU has been in enabling you to do the following**

	<b>Very Effective</b>	<b>Effective</b>	<b>Ineffective</b>	<b>Very Ineffective</b>	<b>N/A</b>	<b>Rating Count</b>
Analyze written arguments	27.5% (11)	<b>55.0% (22)</b>	10.0% (4)	2.5% (1)	5.0% (2)	40
Appreciate other cultures	<b>47.5% (19)</b>	37.5% (15)	5.0% (2)	5.0% (2)	5.0% (2)	40
Appreciate diversity	<b>50.0% (20)</b>	35.0% (14)	7.5% (3)	2.5% (1)	5.0% (2)	40
Communicate effectively	<b>45.0% (18)</b>	<b>45.0% (18)</b>	5.0% (2)	2.5% (1)	2.5% (1)	40
Broaden your intellectual interests	30.8% (12)	<b>51.3% (20)</b>	12.8% (5)	2.6% (1)	2.6% (1)	39
Develop your leadership skills	40.0% (16)	<b>50.0% (20)</b>	5.0% (2)	2.5% (1)	2.5% (1)	40
Improve your ability to make decisions	42.5% (17)	<b>50.0% (20)</b>	2.5% (1)	2.5% (1)	2.5% (1)	40
Increase your self confidence	<b>47.5% (19)</b>	45.0% (18)	2.5% (1)	2.5% (1)	2.5% (1)	40
Reason mathematically	27.5% (11)	<b>47.5% (19)</b>	12.5% (5)	2.5% (1)	10.0% (4)	40
Respect different points of view	42.5% (17)	<b>45.0% (18)</b>	7.5% (3)	2.5% (1)	2.5% (1)	40
Set personal priorities	42.5% (17)	<b>50.0% (20)</b>	2.5% (1)	2.5% (1)	2.5% (1)	40
Speak to groups	<b>47.5% (19)</b>	40.0% (16)	7.5% (3)	2.5% (1)	2.5% (1)	40
Think independently	<b>50.0% (20)</b>	40.0% (16)	5.0% (2)	2.5% (1)	2.5% (1)	40
Understand scientific ideas	33.3% (13)	<b>46.2% (18)</b>	12.8% (5)	2.6% (1)	5.1% (2)	39
Utilize information technology	35.9% (14)	<b>41.0% (16)</b>	12.8% (5)	7.7% (3)	2.6% (1)	39
Write clearly	40.0% (16)	<b>42.5% (17)</b>	7.5% (3)	2.5% (1)	7.5% (3)	40
<b>answered question</b>						<b>40</b>
<b>skipped question</b>						<b>1</b>




## 22. Indicate your level of satisfaction with the following aspects of your education at KSU

	Very Satisfied	Satisfied	Dissatisfied	Very Dissatisfied	N/A	Rating Count
Quality of courses in your Liberal Studies requirements	32.5% (13)	<b>55.0% (22)</b>	7.5% (3)	0.0% (0)	5.0% (2)	40
Quality of courses required by your major	<b>45.0% (18)</b>	<b>45.0% (18)</b>	7.5% (3)	0.0% (0)	2.5% (1)	40
Availability of courses in your Liberal Studies requirements	35.0% (14)	<b>55.0% (22)</b>	5.0% (2)	0.0% (0)	5.0% (2)	40
Availability of courses required by your major	37.5% (15)	<b>50.0% (20)</b>	5.0% (2)	2.5% (1)	5.0% (2)	40
Availability of elective courses	32.5% (13)	<b>57.5% (23)</b>	7.5% (3)	0.0% (0)	2.5% (1)	40
Quality of career advising by faculty/advisor	27.5% (11)	<b>52.5% (21)</b>	10.0% (4)	2.5% (1)	7.5% (3)	40
Quality of career advising by the career services office	22.5% (9)	<b>47.5% (19)</b>	15.0% (6)	0.0% (0)	15.0% (6)	40
Quality of preparation for employment	27.5% (11)	<b>45.0% (18)</b>	15.0% (6)	5.0% (2)	7.5% (3)	40
Quality of preparation for graduate or professional school	25.0% (10)	<b>45.0% (18)</b>	17.5% (7)	2.5% (1)	10.0% (4)	40
Quality of instruction by faculty in your Liberal Studies requirement courses	27.5% (11)	<b>60.0% (24)</b>	7.5% (3)	0.0% (0)	5.0% (2)	40
Quality of instruction by faculty in your major	35.0% (14)	<b>52.5% (21)</b>	5.0% (2)	2.5% (1)	5.0% (2)	40
Quality of instruction by KSU tutors	20.0% (8)	<b>37.5% (15)</b>	15.0% (6)	2.5% (1)	25.0% (10)	40
<b>answered question</b>						<b>40</b>
<b>skipped question</b>						<b>1</b>



### 23. How long has it taken you to earn your degree?

		Response Percent	Response Count
2 years or less		22.5%	9
<b>3-4 years</b>		<b>40.0%</b>	<b>16</b>
5-6 years		27.5%	11
More than 6 years		10.0%	4
<b>answered question</b>			<b>40</b>
<b>skipped question</b>			<b>1</b>



### 24. The period to complete your degree was....

		Response Percent	Response Count
<b>As long as I expected</b>		<b>55.0%</b>	<b>22</b>
A little longer than I expected		32.5%	13
Much longer than I expected		12.5%	5
<b>answered question</b>			<b>40</b>
<b>skipped question</b>			<b>1</b>





### 25. If you could change two things about KSU, what would they be?

		Response Percent	Response Count
1.		<b>100.0%</b>	<b>35</b>
2.		80.0%	28
<b>answered question</b>			<b>35</b>
<b>skipped question</b>			<b>6</b>

**26. Identify two things about KSU that makes it unique compared to other colleges and universities**

		Response Percent	Response Count
1.		100.0%	32
2.		84.4%	27
<b>answered question</b>			<b>32</b>
<b>skipped question</b>			<b>9</b>

**27. What is the highest degree you plan to achieve?**

		Response Percent	Response Count
Associate degree		0.0%	0
Bachelor degree		25.0%	10
<b>Master degree</b>		<b>47.5%</b>	<b>19</b>
Doctoral degree		20.0%	8
First professional degree (e.g., medical doctor, lawyer)		7.5%	3
Other (please specify)		0.0%	0
<b>answered question</b>			<b>40</b>
<b>skipped question</b>			<b>1</b>

## 28. Indicate your level of satisfaction with the following programs and services at KSU

	Very Satisfied	Satisfied	Dissatisfied	Very Dissatisfied	N/A	Rating Count
Advising	<b>45.0% (18)</b>	35.0% (14)	10.0% (4)	7.5% (3)	2.5% (1)	40
Athletic programs	17.5% (7)	27.5% (11)	7.5% (3)	5.0% (2)	<b>42.5% (17)</b>	40
Athletic facilities	7.5% (3)	30.0% (12)	17.5% (7)	7.5% (3)	<b>37.5% (15)</b>	40
Bookstore hours	20.0% (8)	<b>47.5% (19)</b>	12.5% (5)	7.5% (3)	12.5% (5)	40
Career counseling services	20.0% (8)	<b>30.0% (12)</b>	17.5% (7)	2.5% (1)	<b>30.0% (12)</b>	40
Classroom facilities	15.0% (6)	<b>57.5% (23)</b>	12.5% (5)	5.0% (2)	10.0% (4)	40
Computer Center's services	12.5% (5)	<b>47.5% (19)</b>	17.5% (7)	2.5% (1)	20.0% (8)	40
Computer labs	12.5% (5)	<b>50.0% (20)</b>	17.5% (7)	0.0% (0)	20.0% (8)	40
Computer lab hours	12.5% (5)	<b>50.0% (20)</b>	15.0% (6)	2.5% (1)	20.0% (8)	40
Counseling services	7.5% (3)	<b>52.5% (21)</b>	17.5% (7)	5.0% (2)	17.5% (7)	40
Financial aid availability	10.0% (4)	<b>27.5% (11)</b>	<b>27.5% (11)</b>	17.5% (7)	17.5% (7)	40
Financial aid services	10.0% (4)	<b>27.5% (11)</b>	<b>27.5% (11)</b>	20.0% (8)	15.0% (6)	40
Food services	7.5% (3)	<b>45.0% (18)</b>	12.5% (5)	2.5% (1)	32.5% (13)	40
Library holdings (books, journals, magazine, etc.)	17.5% (7)	<b>47.5% (19)</b>	5.0% (2)	5.0% (2)	25.0% (10)	40
Library hours	27.5% (11)	<b>40.0% (16)</b>	10.0% (4)	0.0% (0)	22.5% (9)	40
Quality of food	7.5% (3)	<b>37.5% (15)</b>	17.5% (7)	5.0% (2)	32.5% (13)	40
Registrar's office	12.5% (5)	<b>45.0% (18)</b>	30.0% (12)	2.5% (1)	10.0% (4)	40
Residence halls	7.5% (3)	30.0% (12)	12.5% (5)	2.5% (1)	<b>47.5% (19)</b>	40
Student government	7.5% (3)	<b>47.5% (19)</b>	7.5% (3)	2.5% (1)	35.0% (14)	40
Student activities	7.5% (3)	<b>42.5% (17)</b>	17.5% (7)	2.5% (1)	30.0% (12)	40
Tutoring services	12.5% (5)	<b>40.0% (16)</b>	12.5% (5)	2.5% (1)	32.5% (13)	40
<b>answered question</b>						<b>40</b>







## 29. Indicate your level of satisfaction with the following aspects of your education at KSU




	Very Satisfied	Satisfied	Dissatisfied	Very Dissatisfied	N/A	Rating Count
Quality of academic advising before you declared a major	35.0% (14)	<b>50.0% (20)</b>	2.5% (1)	5.0% (2)	7.5% (3)	40
Quality of academic advising in your major	<b>45.0% (18)</b>	42.5% (17)	7.5% (3)	2.5% (1)	2.5% (1)	40
Accessibility of advisors before you declared a major	<b>40.0% (16)</b>	<b>40.0% (16)</b>	7.5% (3)	5.0% (2)	7.5% (3)	40
Accessibility of advisors in your major	<b>50.0% (20)</b>	40.0% (16)	7.5% (3)	0.0% (0)	2.5% (1)	40
Responsiveness to student concerns by your Dean's office	30.0% (12)	<b>37.5% (15)</b>	12.5% (5)	5.0% (2)	15.0% (6)	40
Responsiveness to student concerns by your departmental office	32.5% (13)	<b>47.5% (19)</b>	7.5% (3)	2.5% (1)	10.0% (4)	40
Responsiveness to student concerns by the office of student affairs	22.5% (9)	<b>47.5% (19)</b>	5.0% (2)	5.0% (2)	20.0% (8)	40
Responsiveness to student concerns by the provost's office	22.5% (9)	<b>42.5% (17)</b>	5.0% (2)	2.5% (1)	27.5% (11)	40
Responsiveness to student concerns by the registrar's office	20.0% (8)	<b>47.5% (19)</b>	17.5% (7)	5.0% (2)	10.0% (4)	40
Responsiveness to student concerns by the bursar's office	17.5% (7)	<b>57.5% (23)</b>	12.5% (5)	5.0% (2)	7.5% (3)	40
Responsiveness to student concerns by the financial aid office	15.0% (6)	<b>40.0% (16)</b>	25.0% (10)	12.5% (5)	7.5% (3)	40
Responsiveness to student concerns by the library staff	25.0% (10)	<b>50.0% (20)</b>	0.0% (0)	0.0% (0)	25.0% (10)	40
Responsiveness to student concerns by the food service staff	15.0% (6)	<b>50.0% (20)</b>	0.0% (0)	2.5% (1)	32.5% (13)	40
Responsiveness to student concerns by the security staff	32.5% (13)	<b>35.0% (14)</b>	5.0% (2)	2.5% (1)	25.0% (10)	40

Responsiveness of security staff to emergency telephone calls	27.5% (11)	<b>37.5% (15)</b>	2.5% (1)	2.5% (1)	30.0% (12)	40
<b>answered question</b>						<b>40</b>
<b>skipped question</b>						<b>1</b>



### 30. Would you continue your education at KSU?

		Response Percent	Response Count
Yes		40.0%	16
<b>No, I'd prefer other Institution</b>		<b>42.5%</b>	<b>17</b>
No, I have achieved my highest degree		2.5%	1
I don't know		15.0%	6
<b>answered question</b>			<b>40</b>
<b>skipped question</b>			<b>1</b>




### 31. Is KSU a good value for the education that student receive?

		Response Percent	Response Count
Yes		75.0%	30
No		12.5%	5
I don't know		12.5%	5
<b>answered question</b>			<b>40</b>
<b>skipped question</b>			<b>1</b>

### 32. Will you recommend KSU to other students?

		Response Percent	Response Count
Yes		72.5%	29
No		27.5%	11
answered question			40
skipped question			1

### 33. Overall, how satisfied have you been with your education at the Kentucky State University?

		Response Percent	Response Count
Very Satisfied		17.5%	7
<b>Satisfied</b>		77.5%	31
Dissatisfied		0.0%	0
Very Dissatisfied		5.0%	2
answered question			40
skipped question			1

### 34. Please provide comments you think necessary to improve KSU in the future

	Response Count
	17
answered question	17
skipped question	24

**Page 5, Q13. Did any of your sibling or relatives attend KSU?**

1	Joyce Boone	Dec 19, 2013 11:56 AM
2	Aunt and Uncle	Dec 19, 2013 11:47 AM
3	sister	Dec 16, 2013 4:11 PM



**Page 6, Q16. If you have already accepted an employment offer, what is your employer's name, department, and official job title name? (This may include self employment.) All others please type "NA".**

**For example:**

**Kentucky State University  
Office of Institutional Research and Effectiveness  
Research Analyst**

1	Eli Lilly and Company, Procurement Operations, Operations Procurement Associate	Apr 9, 2014 7:13 AM
2	NONE	Jan 16, 2014 11:21 AM
3	Creative Spirits Ministries 12730 Townepark Way, Suite 201 Louisville, KY 40243	Jan 10, 2014 2:08 PM
4	NA	Jan 7, 2014 2:04 PM
5	NA	Jan 6, 2014 10:08 AM
6	N/A	Dec 20, 2013 1:33 PM
7	Central Baptist Hospital Registered Nurse	Dec 20, 2013 10:02 AM
8	Jewish Hospital Shelbyville CCU RN	Dec 20, 2013 9:34 AM
9	Kroger Deli Clerk	Dec 16, 2013 2:05 PM
10	I have worked full time as a RN since 2009, I will continue in my current job 2009-current.	Dec 13, 2013 3:15 PM
11	NA	Dec 13, 2013 3:01 PM
12	Jessamine County Head Start Preschool Lead Teacher	Dec 13, 2013 2:20 PM
13	Blue Grass Head Start Education Lead Teacher	Dec 13, 2013 2:11 PM
14	Shriners Hospital for Children Lexington, KY Inpatient Unit Registered Nurse	Dec 13, 2013 11:05 AM
15	NA	Dec 13, 2013 11:03 AM
16	NA	Dec 13, 2013 10:58 AM
17	n/a	Dec 12, 2013 1:32 PM
18	N/A	Dec 12, 2013 1:00 PM
19	NA	Dec 11, 2013 2:49 PM
20	State Government	Dec 11, 2013 9:17 AM
21	YMCA of Central Ohio After School Counselor	Dec 5, 2013 11:29 AM
22	Fresenius Medical Care (Dialysis Company) Inpatient Service Department RN Inpatient Services	Dec 3, 2013 1:19 PM
23	Community Action Council Head Start Teacher	Nov 14, 2013 4:14 PM

**Page 7, Q20. If you have been accepted into a program and will be attending school in the next semester or two please specify school, degree type, and major.**

**For example:**

**Kentucky State University  
Bachelor's  
Mathematics**

1	Kentucky State University Master's Public Administration	Feb 6, 2014 10:31 AM
2	Not Applied yet	Jan 31, 2014 2:25 PM
3	TSU MPA	Jan 21, 2014 10:49 AM
4	argosy university masters degree forensic psychology	Jan 6, 2014 3:31 PM
5	University of Kentucky Master's Child Dvelopment	Jan 2, 2014 3:43 PM
6	Lindsey Wilson College/ Counseling and Human Development	Dec 31, 2013 9:02 AM
7	N/A	Dec 20, 2013 10:47 AM
8	N/A	Dec 19, 2013 11:57 AM
9	Kentucky State University Bachelor's Accounting	Dec 16, 2013 4:11 PM
10	Kentucky State University Master's Master's In Public Administration	Dec 12, 2013 3:16 PM
11	I have not yet been accepted into a program but I hope to attend the University of the Cumberlands for their MAT program.	Dec 12, 2013 11:14 AM
12	Kentucky state university	Dec 9, 2013 11:13 AM
13	n/a	Dec 5, 2013 2:58 PM
14	Kentucky State University Masters of Computer Science	Dec 4, 2013 1:10 PM
15	University of Kentucky Masters of Health Administration	Dec 2, 2013 4:41 PM





**Page 8, Q25. If you could change two things about KSU, what would they be?**

1.

1	The academic advising be much more hands on	Apr 9, 2014 7:23 AM
2	I would change staff/student relationships	Feb 6, 2014 10:35 AM
3	Better Communication.-more consideration for out of town students - Online learning-	Jan 31, 2014 2:29 PM
4	student service	Jan 21, 2014 10:53 AM
5	ADMINISTRATION	Jan 16, 2014 11:24 AM
6	loss of patience with SOME faculty for their laziness/rudeness	Jan 10, 2014 2:14 PM
7	More class options.	Jan 7, 2014 2:09 PM
8	the staff/ faculty attitude towards their students	Jan 6, 2014 3:35 PM
9	change the staff, younger more exciting teachers	Jan 6, 2014 10:18 AM
10	Some of the staff members	Jan 2, 2014 3:47 PM
11	Clearer instructions for distance learning students	Dec 31, 2013 9:06 AM
12	Organizational skills including time management.	Dec 20, 2013 10:53 AM
13	n/a	Dec 20, 2013 9:36 AM
14	Financial Aide opprotunity	Dec 19, 2013 12:03 PM
15	University Organization	Dec 19, 2013 11:51 AM
16	Financial Aid Customer Service	Dec 16, 2013 4:14 PM
17	make online classes more instructor friendly.	Dec 13, 2013 3:20 PM
18	2 teachers were not very good POS and Spanish 1 both online	Dec 13, 2013 3:17 PM
19	the dorms	Dec 13, 2013 3:04 PM
20	If someone would call you back when you leave a message	Dec 13, 2013 2:30 PM
21	To be able to reach some on the phone when calling or some one to return my calls	Dec 13, 2013 2:17 PM
22	communication with students from the faculty	Dec 13, 2013 11:01 AM
23	professors having knowledge of students future rather than just the school work.	Dec 12, 2013 3:22 PM
24	outgoing prcedure with graduating seniors	Dec 12, 2013 1:37 PM
25	My attitude in life	Dec 12, 2013 1:05 PM

**Page 8, Q25. If you could change two things about KSU, what would they be?**

26	Addition of free weights to the fitness center	Dec 12, 2013 11:18 AM
27	Administration	Dec 11, 2013 2:52 PM
28	Better communication from administrative sections...	Dec 11, 2013 9:22 AM
29	The staff	Dec 9, 2013 11:17 AM
30	scholarships	Dec 5, 2013 3:02 PM
31	Better Communication between students and teachers	Dec 5, 2013 11:32 AM
32	Organization	Dec 4, 2013 1:11 PM
33	Get rid of the mandatory fee for student activities for those that do not participate or live on campus.	Dec 3, 2013 1:23 PM
34	The unorganization	Dec 2, 2013 4:43 PM
35	Need more professional staff	Nov 14, 2013 4:18 PM
2.		
1	The administration of KSU needs to be more problem solving than just speaking about problems.	Apr 9, 2014 7:23 AM
2	Change organization skills	Feb 6, 2014 10:35 AM
3	Better Communication. -Do not return calls or email	Jan 31, 2014 2:29 PM
4	faculty service	Jan 21, 2014 10:53 AM
5	PARKING	Jan 16, 2014 11:24 AM
7	More Degree options.	Jan 7, 2014 2:09 PM
8	influence of students in decision making when it comes to campus decisions	Jan 6, 2014 3:35 PM
9	more places to eat on campus	Jan 6, 2014 10:18 AM
10	Master's programs that are available	Jan 2, 2014 3:47 PM
11	Availability of advisers	Dec 31, 2013 9:06 AM
12	Communication skills, no one is ever on the same page.	Dec 20, 2013 10:53 AM
13	n/a	Dec 20, 2013 9:36 AM
14	More Master Programs	Dec 19, 2013 12:03 PM
15	Crime	Dec 19, 2013 11:51 AM
16	Billing	Dec 16, 2013 4:14 PM

**Page 8, Q25. If you could change two things about KSU, what would they be?**

17	have instructors grade items in a timely manner and document those grades.	Dec 13, 2013 3:20 PM
19	the faculty	Dec 13, 2013 3:04 PM
21	nothing else	Dec 13, 2013 2:17 PM
23	more schloarships and less expensive	Dec 12, 2013 3:22 PM
24	information delivered in a timely manner	Dec 12, 2013 1:37 PM
25	My ability to live without my family	Dec 12, 2013 1:05 PM
26	More meal options	Dec 12, 2013 11:18 AM
28	Better use of technology administratively.	Dec 11, 2013 9:22 AM
29	how well the teachers get to know you	Dec 9, 2013 11:17 AM
30	be family oriented	Dec 5, 2013 3:02 PM
31	Campus life	Dec 5, 2013 11:32 AM
32	Communication within departments	Dec 4, 2013 1:11 PM
34	The faculty	Dec 2, 2013 4:43 PM



**Page 8, Q26. Identify two things about KSU that makes it unique compared to other colleges and universities**

1.

1	The smaller classroom sizes make it harder to get left behind	Apr 9, 2014 7:23 AM
2	Professors willingness to help	Feb 6, 2014 10:35 AM
3	Credit for life experience	Jan 31, 2014 2:29 PM
4	idk	Jan 21, 2014 10:53 AM
5	NONE	Jan 16, 2014 11:24 AM
6	Smaller class size.	Jan 7, 2014 2:09 PM
7	diversity	Jan 6, 2014 3:35 PM
8	smaller classes	Jan 6, 2014 10:18 AM
9	The overall cultural diveristy	Jan 2, 2014 3:47 PM
10	The experience of distance learning	Dec 31, 2013 9:06 AM
11	Small	Dec 20, 2013 1:38 PM
12	They make it a very personal experience.	Dec 20, 2013 10:53 AM
13	n/a	Dec 20, 2013 9:36 AM
14	Key falculty memebbers	Dec 19, 2013 12:03 PM
15	Small(Family-like atmosphere)	Dec 19, 2013 11:51 AM
16	Smaller	Dec 16, 2013 4:14 PM
17	.	Dec 13, 2013 3:20 PM
18	diversity	Dec 13, 2013 3:17 PM
19	the students	Dec 13, 2013 3:04 PM
20	The divisety of students and faculty	Dec 13, 2013 2:30 PM
21	Proffesors are great very easy to work with	Dec 13, 2013 2:17 PM
22	small college	Dec 12, 2013 3:22 PM
23	its diversity	Dec 12, 2013 1:37 PM
24	homecoming	Dec 12, 2013 1:05 PM
25	Small classroom size	Dec 12, 2013 11:18 AM
26	Small class size	Dec 11, 2013 9:22 AM

**Page 8, Q26. Identify two things about KSU that makes it unique compared to other colleges and universities**

27	not sure havent been to another college can not compare	Dec 9, 2013 11:17 AM
28	small class room sizes	Dec 5, 2013 3:02 PM
29	Caring teachers	Dec 5, 2013 11:32 AM
30	N/a	Dec 4, 2013 1:11 PM
31	The diversity	Dec 2, 2013 4:43 PM
32	More one on one with professors than othe colleges	Nov 14, 2013 4:18 PM
2.		
1	KSU has a close knit environment among the student body	Apr 9, 2014 7:23 AM
2	Close knit	Feb 6, 2014 10:35 AM
3	Diversity	Jan 31, 2014 2:29 PM
4	idk	Jan 21, 2014 10:53 AM
5	NONE	Jan 16, 2014 11:24 AM
6	Communication with professors is exceptional.	Jan 7, 2014 2:09 PM
7	campus environment	Jan 6, 2014 3:35 PM
8	the landscape	Jan 6, 2014 10:18 AM
9	The small class sizes	Jan 2, 2014 3:47 PM
10	Diversity	Dec 31, 2013 9:06 AM
11	Personal	Dec 20, 2013 1:38 PM
12	N/A	Dec 20, 2013 10:53 AM
13	n/a	Dec 20, 2013 9:36 AM
14	students	Dec 19, 2013 12:03 PM
15	Pride	Dec 19, 2013 11:51 AM
17	.	Dec 13, 2013 3:20 PM
19	the city	Dec 13, 2013 3:04 PM
21	Dr. Herman Walston a great guy and a great help for me	Dec 13, 2013 2:17 PM
22	student to teacher ratio	Dec 12, 2013 3:22 PM
23	small class sizes	Dec 12, 2013 1:37 PM

**Page 8, Q26. Identify two things about KSU that makes it unique compared to other colleges and universities**

24	marching band	Dec 12, 2013 1:05 PM
25	Very accessible	Dec 12, 2013 11:18 AM
26	Dedicated staff	Dec 11, 2013 9:22 AM
28	program faculty actually know students and care	Dec 5, 2013 3:02 PM
29	smaller class sizes	Dec 5, 2013 11:32 AM
30	N/a	Dec 4, 2013 1:11 PM
31	The small size	Dec 2, 2013 4:43 PM





**Page 9, Q34. Please provide comments you think necessary to improve KSU in the future**

1	KSU needs to clean house with new administrators and stop letting any student with a pulse and bank account into the school.	Apr 9, 2014 7:27 AM
2	I believe KSU would be a better school if the organization between the departments were better. No one ever seems to know anything, no one answers the phone, people in bursars are very rude. I graduated in May 2012 and somehow I still don't have a degree on file. I think that efficiency and accuracy should become a focus and the school would be better. Perhaps visit other schools to see how they handle things when it comes to students.	Feb 6, 2014 10:40 AM
3	Communication is terrible. Staff does not return call which makes it very difficult to communicate when you live out of state and are a distance learner.	Jan 31, 2014 2:30 PM
4	everything	Jan 21, 2014 10:53 AM
5	NONE	Jan 16, 2014 11:25 AM
6	the staffing needs to be expanded in several departments and the rules and regulations need to be followed by the professors, i had a difficult time taking exams and being able to do my assignments sometimes even when i had a validated excuse. several of those times i had to go to the presidents office just so i could be able to complete an assignment or receive a correct answer for something. that is ridiculous. financial aid also needs to be show more respect towards its students because the only time we are treated nice is when we walk in with the president!	Jan 6, 2014 3:39 PM
7	Absolutely reach out and provide more services and information to your distance learning students.	Dec 31, 2013 9:07 AM
8	organization,communication,time management skills need improvement!	Dec 20, 2013 10:55 AM
9	n/a	Dec 20, 2013 9:36 AM
10	More order and more opprotunities for our students.	Dec 19, 2013 12:06 PM
11	better staff, more caring staff, hlepful staff. There are few staff members who are wonderful, but there are numerous that aren't.	Dec 19, 2013 11:53 AM
12	more student activites	Dec 13, 2013 3:06 PM
13	provide more campus based activities, and an improvement in the athletic facilites especially the area provided for the track and field. house keeping in the general classroom and campus facilities	Dec 12, 2013 1:41 PM
14	Adding more major options within the HPER department.	Dec 12, 2013 11:20 AM
15	NA	Dec 11, 2013 9:23 AM
16	Offer more graduate programs, I love KSU, but I can't attend graduate school here because it's not offered.	Dec 5, 2013 3:03 PM
17	Get organized	Dec 4, 2013 1:12 PM