

1. Student ID (OPTIONAL) This is for verification only. We will not release your ID to anyone or a your ID here is to verify that you have taken this survey and will clear you off of the graduation Institutional Research and Effectiveness.

| | |
|---|------------|
| | 100 |
| = | 25.8% (8) |

| | | | | | | | |
|---|------------------|-----------|-----------|-----------|-----------|----------|----------|
| | 0 | 1 | 2 | 3 | 4 | 5 | 6 |
| = | 23.3% (7) | 13.3% (4) | 20.0% (6) | 10.0% (3) | 13.3% (4) | 3.3% (1) | 6.7% |



| | | | | | | | |
|---|-----------|-----------|----------|-----------|-----------|----------|----------|
| | 0 | 1 | 2 | 3 | 4 | 5 | 6 |
| = | 10.0% (3) | 10.0% (3) | 6.7% (2) | 10.0% (3) | 13.3% (4) | 3.3% (1) | 3.3% |

| | | | | | | | |
|---|------------------|----------|-----------|----------|-----------|----------|----------|
| | 0 | 1 | 2 | 3 | 4 | 5 | 6 |
| = | 16.7% (5) | 3.3% (1) | 13.3% (4) | 6.7% (2) | 10.0% (3) | 6.7% (2) | 13.3% |






| | | | | | | | |
|---|----------|------------------|-----------|-----------|----------|-----------|----------|
| | 0 | 1 | 2 | 3 | 4 | 5 | 6 |
| = | 6.7% (2) | 16.7% (5) | 13.3% (4) | 13.3% (4) | 3.3% (1) | 13.3% (4) | 3.3% |

| | | | | | | | |
|---|------------------|-----------|----------|-----------|----------|-----------|----------|
| | 0 | 1 | 2 | 3 | 4 | 5 | 6 |
| = | 20.0% (6) | 16.7% (5) | 6.7% (2) | 10.0% (3) | 3.3% (1) | 10.0% (3) | 13.3% |

2. Select category that describes your gender

| | | Response Percent | Response Count |
|--------------------------|---|------------------|----------------|
| Female |  | 64.4% | 29 |
| Male |  | 35.6% | 16 |
| answered question | | | 45 |
| skipped question | | | 1 |

3. Select category that describes your race(s)

| | | Response Percent | Response Count |
|--|---|------------------|----------------|
| Hispanic |  | 2.2% | 1 |
| Black/Non Hispanic |  | 44.4% | 20 |
| White/Non-Hispanic |  | 48.9% | 22 |
| Asian |  | 6.7% | 3 |
| Hawaiian/Other Pacific Islander |  | 2.2% | 1 |
| Native American (American Indian/Alaskan Native) | | 0.0% | 0 |
| answered question | | | 45 |
| skipped question | | | 1 |



4. Select category that describes your current age

| | | Response Percent | Response Count |
|--------------------------|--|------------------|----------------|
| 16 years old and younger | | 0.0% | 0 |
| 17-20 years old | | 0.0% | 0 |
| 21-24 years old | | 44.4% | 20 |
| 25 years old and older | | 55.6% | 25 |
| answered question | | | 45 |
| skipped question | | | 1 |




5. Select category that describes your residence classification at the time you enrolled at KSU

| | | Response Percent | Response Count |
|--------------------------|--|------------------|----------------|
| In-state student | | 68.9% | 31 |
| Out-of-state student | | 28.9% | 13 |
| International student | | 2.2% | 1 |
| answered question | | | 45 |
| skipped question | | | 1 |




6. Where will you live after graduation?

| | | Response Percent | Response Count |
|-------------------|--|------------------|----------------|
| Kentucky |  | 77.8% | 35 |
| Other State |  | 22.2% | 10 |
| Foreign Country | | 0.0% | 0 |
| answered question | | | 45 |
| skipped question | | | 1 |

7. What was your student classification when you first enrolled at KSU?

| | | Response Percent | Response Count |
|-------------------|---|------------------|----------------|
| Freshman |  | 51.1% | 23 |
| Transfer Student |  | 35.6% | 16 |
| Graduate Student |  | 13.3% | 6 |
| answered question | | | 45 |
| skipped question | | | 1 |

8. What is the highest degree(s) you have earned from KSU this term?

| | | Response Percent | Response Count |
|-------------------|--|------------------|----------------|
| Associate |  | 8.7% | 4 |
| Baccalaureate |  | 78.3% | 36 |
| Master |  | 17.4% | 8 |
| answered question | | | 46 |
| skipped question | | | 0 |

9. What was your associates at KSU this term?

Major





| | Computer Graphics and Multimedia Production Technology | Computer Electronics Technology | Liberal Studies: Seminar-based Honors Program (AA) | Liberal Studies General Liberal Studies Core (A) |
|---------------|---|--|---|---|
| First major: | 25.0% (1) | 0.0% (0) | 0.0% (0) | 50.0% (2) |
| Second major: | 0.0% (0) | 0.0% (0) | 0.0% (0) | 0.0% (0) |
| | | | | |
| | | | | |

11. What was your master's degree at KSU this term?




Major

| | AQUACULTURE/AQUATIC SCIENCES | BUSINESS ADMINISTRATION (MBA) | COMPUTER SCIENCE TECHNOLOGY - Information Technology (MS) | C : TEC Se Ne |
|---------------|------------------------------|-------------------------------|---|------------------------|
| First major: | 0.0% (0) | 0.0% (0) | 25.0% (2) | |
| Second major: | 0.0% (0) | 0.0% (0) | 0.0% (0) | |
| | | | | |
| | | | | |



12. What was your overall GPA?

| | | Response Percent | Response Count |
|-----------|---|--------------------------|----------------|
| 3.51-4.00 |  | 42.2% | 19 |
| 3.01-3.50 |  | 22.2% | 10 |
| 2.51-3.00 |  | 31.1% | 14 |
| 2.00-2.50 |  | 4.4% | 2 |
| | | answered question | 45 |
| | | skipped question | 1 |







13. Did either of your parents attend KSU?

| | | Response Percent | Response Count |
|--------------------------|--|------------------|----------------|
| Yes |  | 13.3% | 6 |
| No |  | 84.4% | 38 |
| I don't know |  | 2.2% | 1 |
| answered question | | | 45 |
| skipped question | | | 1 |

14. Did any of your sibling or relatives attend KSU?

| | | Response Percent | Response Count |
|--------------------------|---|------------------|----------------|
| No |  | 71.1% | 32 |
| I don't know | | 0.0% | 0 |
| Yes (please specify) |  | 28.9% | 13 |
| answered question | | | 45 |
| skipped question | | | 1 |

15. What is MOST LIKELY to be your PRINCIPAL activity upon graduation?

| | | Response Percent | Response Count |
|--|---|---------------------|-------------------|
| Employment |  | 48.9% | 22 |
| Starting or raising a family |  | 2.2% | 1 |
| Military service | | 0.0% | 0 |
| Volunteer activity (e.g., Peace Corps) |  | 2.2% | 1 |
| Undergraduate Study/Degree |  | 2.2% | 1 |
| Graduate Study/Degree |  | 35.6% | 16 |
| Other |  | 8.9% | 4 |
| answered question | | | 45 |
| skipped question | | | 1 |





16. Indicate how effective your education at KSU has been in enabling you to do the following

| | Very Effective | Effective | Ineffective | Very Ineffective | N/A | Rating Count |
|--|-------------------|-------------------|-------------|------------------|----------|--------------|
| Analyze written arguments | 34.1% (15) | 56.8% (25) | 2.3% (1) | 0.0% (0) | 6.8% (3) | 44 |
| Appreciate other cultures | 45.5% (20) | 50.0% (22) | 2.3% (1) | 0.0% (0) | 2.3% (1) | 44 |
| Appreciate diversity | 44.2% (19) | 48.8% (21) | 2.3% (1) | 0.0% (0) | 4.7% (2) | 43 |
| Communicate effectively | 43.2% (19) | 56.8% (25) | 0.0% (0) | 0.0% (0) | 0.0% (0) | 44 |
| Broaden your intellectual interests | 38.6% (17) | 59.1% (26) | 2.3% (1) | 0.0% (0) | 0.0% (0) | 44 |
| Develop your leadership skills | 43.2% (19) | 50.0% (22) | 4.5% (2) | 0.0% (0) | 2.3% (1) | 44 |
| Improve your ability to make decisions | 45.5% (20) | 45.5% (20) | 2.3% (1) | 2.3% (1) | 4.5% (2) | 44 |
| Increase your self confidence | 45.5% (20) | 43.2% (19) | 6.8% (3) | 0.0% (0) | 4.5% (2) | 44 |
| Reason mathematically | 29.5% (13) | 50.0% (22) | 13.6% (6) | 0.0% (0) | 6.8% (3) | 44 |
| Respect different points of view | 43.2% (19) | 52.3% (23) | 2.3% (1) | 0.0% (0) | 2.3% (1) | 44 |
| Set personal priorities | 47.7% (21) | 43.2% (19) | 4.5% (2) | 0.0% (0) | 4.5% (2) | 44 |
| Speak to groups | 36.4% (16) | 50.0% (22) | 4.5% (2) | 2.3% (1) | 6.8% (3) | 44 |
| Think independently | 50.0% (22) | 43.2% (19) | 2.3% (1) | 0.0% (0) | 4.5% (2) | 44 |
| Understand scientific ideas | 36.4% (16) | 47.7% (21) | 11.4% (5) | 0.0% (0) | 4.5% (2) | 44 |
| Utilize information technology | 52.3% (23) | 40.9% (18) | 6.8% (3) | 0.0% (0) | 0.0% (0) | 44 |
| Write clearly | 38.6% (17) | 50.0% (22) | 9.1% (4) | 0.0% (0) | 2.3% (1) | 44 |
| answered question | | | | | | 44 |
| skipped question | | | | | | 2 |




17. Indicate your level of satisfaction with the following aspects of your education at KSU

| | Very Satisfied | Satisfied | Dissatisfied | Very Dissatisfied | N/A | Rating Count |
|---|----------------|-------------------|--------------|-------------------|------------|--------------|
| Quality of courses in your Liberal Studies requirements | 27.3% (12) | 68.2% (30) | 0.0% (0) | 0.0% (0) | 4.5% (2) | 44 |
| Quality of courses required by your major | 36.4% (16) | 61.4% (27) | 2.3% (1) | 0.0% (0) | 0.0% (0) | 44 |
| Availability of courses in your Liberal Studies requirements | 25.0% (11) | 61.4% (27) | 6.8% (3) | 2.3% (1) | 4.5% (2) | 44 |
| Availability of courses required by your major | 25.0% (11) | 65.9% (29) | 9.1% (4) | 0.0% (0) | 0.0% (0) | 44 |
| Availability of elective courses | 25.0% (11) | 63.6% (28) | 6.8% (3) | 0.0% (0) | 4.5% (2) | 44 |
| Quality of career advising by faculty/advisor | 36.4% (16) | 38.6% (17) | 11.4% (5) | 9.1% (4) | 4.5% (2) | 44 |
| Quality of career advising by the career services office | 23.3% (10) | 39.5% (17) | 11.6% (5) | 2.3% (1) | 23.3% (10) | 43 |
| Quality of preparation for employment | 25.0% (11) | 54.5% (24) | 15.9% (7) | 2.3% (1) | 2.3% (1) | 44 |
| Quality of preparation for graduate or professional school | 22.7% (10) | 61.4% (27) | 13.6% (6) | 0.0% (0) | 2.3% (1) | 44 |
| Quality of instruction by faculty in your Liberal Studies requirement courses | 31.8% (14) | 59.1% (26) | 4.5% (2) | 0.0% (0) | 4.5% (2) | 44 |
| Quality of instruction by faculty in your major | 40.9% (18) | 52.3% (23) | 6.8% (3) | 0.0% (0) | 0.0% (0) | 44 |
| Quality of instruction by KSU tutors | 28.6% (12) | 42.9% (18) | 0.0% (0) | 0.0% (0) | 28.6% (12) | 42 |
| answered question | | | | | | 44 |
| skipped question | | | | | | 2 |



18. How long has it taken you to earn your degree?

| | | Response Percent | Response Count |
|--------------------------|---|------------------|----------------|
| 2 years or less |  | 29.5% | 13 |
| 3-4 years |  | 20.5% | 9 |
| 5-6 years |  | 34.1% | 15 |
| More than 6 years |  | 15.9% | 7 |
| answered question | | | 44 |
| skipped question | | | 2 |


19. The period to complete your degree was....

| | | Response Percent | Response Count |
|---------------------------------|---|------------------|----------------|
| As long as I expected |  | 55.8% | 24 |
| A little longer than I expected |  | 37.2% | 16 |
| Much longer than I expected |  | 7.0% | 3 |
| answered question | | | 43 |
| skipped question | | | 3 |






20. If you could change two things about KSU, what would they be?

| | | Response Percent | Response Count |
|--------------------------|--|------------------|----------------|
| 1. |  | 100.0% | 37 |
| 2. |  | 81.1% | 30 |
| answered question | | | 37 |
| skipped question | | | 9 |

21. Identify two things about KSU that makes it unique compared to other colleges and universities

| | | Response Percent | Response Count |
|----|--|--------------------------|----------------|
| 1. |  | 100.0% | 37 |
| 2. |  | 86.5% | 32 |
| | | answered question | 37 |
| | | skipped question | 9 |

22. What is the highest degree you plan to achieve?

| | | Response Percent | Response Count |
|--|---|--------------------------|----------------|
| Associate degree | | 0.0% | 0 |
| Bachelor degree |  | 22.7% | 10 |
| Master degree |  | 45.5% | 20 |
| Doctoral degree |  | 27.3% | 12 |
| First professional degree (e.g., medical doctor, lawyer) |  | 2.3% | 1 |
| Other (please specify) |  | 2.3% | 1 |
| | | answered question | 44 |
| | | skipped question | 2 |

23. Indicate your level of satisfaction with the following programs and services at KSU





| | Very Satisfied | Satisfied | Dissatisfied | Very Dissatisfied | N/A | Rating Count |
|--|----------------|-------------------|--------------|-------------------|------------|--------------|
| Advising | 31.8% (14) | 54.5% (24) | 6.8% (3) | 6.8% (3) | 0.0% (0) | 44 |
| Athletic programs | 13.6% (6) | 36.4% (16) | 9.1% (4) | 6.8% (3) | 34.1% (15) | 44 |
| Athletic facilities | 9.1% (4) | 43.2% (19) | 6.8% (3) | 6.8% (3) | 34.1% (15) | 44 |
| Bookstore hours | 14.0% (6) | 69.8% (30) | 7.0% (3) | 2.3% (1) | 7.0% (3) | 43 |
| Career counseling services | 20.5% (9) | 43.2% (19) | 13.6% (6) | 2.3% (1) | 20.5% (9) | 44 |
| Classroom facilities | 18.2% (8) | 65.9% (29) | 9.1% (4) | 2.3% (1) | 4.5% (2) | 44 |
| Computer Center's services | 34.1% (15) | 45.5% (20) | 4.5% (2) | 4.5% (2) | 11.4% (5) | 44 |
| Computer labs | 34.1% (15) | 45.5% (20) | 4.5% (2) | 6.8% (3) | 9.1% (4) | 44 |
| Computer lab hours | 25.0% (11) | 40.9% (18) | 15.9% (7) | 6.8% (3) | 11.4% (5) | 44 |
| Counseling services | 20.5% (9) | 43.2% (19) | 9.1% (4) | 2.3% (1) | 25.0% (11) | 44 |
| Financial aid availability | 13.6% (6) | 45.5% (20) | 22.7% (10) | 13.6% (6) | 4.5% (2) | 44 |
| Financial aid services | 13.6% (6) | 40.9% (18) | 27.3% (12) | 15.9% (7) | 2.3% (1) | 44 |
| Food services | 16.7% (7) | 54.8% (23) | 7.1% (3) | 4.8% (2) | 16.7% (7) | 42 |
| Library holdings (books, journals, magazine, etc.) | 22.7% (10) | 52.3% (23) | 4.5% (2) | 6.8% (3) | 13.6% (6) | 44 |
| Library hours | 27.3% (12) | 43.2% (19) | 13.6% (6) | 2.3% (1) | 13.6% (6) | 44 |
| Quality of food | 14.0% (6) | 51.2% (22) | 9.3% (4) | 2.3% (1) | 23.3% (10) | 43 |
| Registrar's office | 23.3% (10) | 60.5% (26) | 11.6% (5) | 4.7% (2) | 0.0% (0) | 43 |
| Residence halls | 16.3% (7) | 39.5% (17) | 9.3% (4) | 2.3% (1) | 32.6% (14) | 43 |
| Student government | 16.3% (7) | 41.9% (18) | 7.0% (3) | 4.7% (2) | 30.2% (13) | 43 |
| Student activities | 15.9% (7) | 43.2% (19) | 4.5% (2) | 6.8% (3) | 29.5% (13) | 44 |
| Tutoring services | 20.5% (9) | 43.2% (19) | 2.3% (1) | 4.5% (2) | 29.5% (13) | 44 |
| answered question | | | | | | 44 |

24. Indicate your level of satisfaction with the following aspects of your education at KSU




| | Very Satisfied | Satisfied | Dissatisfied | Very Dissatisfied | N/A | Rating Count |
|---|----------------|-------------------|--------------|-------------------|------------|--------------|
| Quality of academic advising before you declared a major | 22.7% (10) | 54.5% (24) | 11.4% (5) | 2.3% (1) | 9.1% (4) | 44 |
| Quality of academic advising in your major | 34.9% (15) | 51.2% (22) | 9.3% (4) | 2.3% (1) | 2.3% (1) | 43 |
| Accessibility of advisors before you declared a major | 23.8% (10) | 54.8% (23) | 9.5% (4) | 2.4% (1) | 9.5% (4) | 42 |
| Accessibility of advisors in your major | 31.8% (14) | 50.0% (22) | 11.4% (5) | 4.5% (2) | 2.3% (1) | 44 |
| Responsiveness to student concerns by your Dean's office | 20.5% (9) | 47.7% (21) | 11.4% (5) | 2.3% (1) | 18.2% (8) | 44 |
| Responsiveness to student concerns by your departmental office | 20.5% (9) | 50.0% (22) | 11.4% (5) | 6.8% (3) | 11.4% (5) | 44 |
| Responsiveness to student concerns by the office of student affairs | 18.2% (8) | 50.0% (22) | 4.5% (2) | 6.8% (3) | 20.5% (9) | 44 |
| Responsiveness to student concerns by the provost's office | 18.2% (8) | 47.7% (21) | 4.5% (2) | 4.5% (2) | 25.0% (11) | 44 |
| Responsiveness to student concerns by the registrar's office | 18.2% (8) | 56.8% (25) | 6.8% (3) | 4.5% (2) | 13.6% (6) | 44 |
| Responsiveness to student concerns by the bursar's office | 20.5% (9) | 56.8% (25) | 6.8% (3) | 4.5% (2) | 11.4% (5) | 44 |
| Responsiveness to student concerns by the financial aid office | 15.9% (7) | 52.3% (23) | 11.4% (5) | 9.1% (4) | 11.4% (5) | 44 |
| Responsiveness to student concerns by the library staff | 25.0% (11) | 52.3% (23) | 0.0% (0) | 2.3% (1) | 20.5% (9) | 44 |
| Responsiveness to student concerns by the food service staff | 15.9% (7) | 52.3% (23) | 0.0% (0) | 2.3% (1) | 29.5% (13) | 44 |
| Responsiveness to student concerns by the security staff | 20.5% (9) | 52.3% (23) | 2.3% (1) | 4.5% (2) | 20.5% (9) | 44 |

| | | | | | | |
|---|-----------|-------------------|----------|----------|------------|-----------|
| Responsiveness of security staff to emergency telephone calls | 18.6% (8) | 44.2% (19) | 2.3% (1) | 2.3% (1) | 32.6% (14) | 43 |
| answered question | | | | | | 44 |
| skipped question | | | | | | 2 |



25. Would you continue your education at KSU?

| | | Response Percent | Response Count |
|---------------------------------------|---|------------------|----------------|
| Yes |  | 43.2% | 19 |
| No, I'd prefer other Institution |  | 22.7% | 10 |
| No, I have achieved my highest degree |  | 18.2% | 8 |
| I don't know |  | 15.9% | 7 |
| answered question | | | 44 |
| skipped question | | | 2 |




26. Is KSU a good value for the education that student receive?

| | | Response Percent | Response Count |
|--------------------------|--|------------------|----------------|
| Yes |  | 72.7% | 32 |
| No |  | 9.1% | 4 |
| I don't know |  | 18.2% | 8 |
| answered question | | | 44 |
| skipped question | | | 2 |

27. Will you recommend KSU to other students?

| | | Response Percent | Response Count |
|-------------------|--|------------------|----------------|
| Yes |  | 81.8% | 36 |
| No |  | 18.2% | 8 |
| answered question | | | 44 |
| skipped question | | | 2 |

28. Overall, how satisfied have you been with your education at the Kentucky State University?

| | | Response Percent | Response Count |
|-------------------|---|------------------|----------------|
| Very Satisfied |  | 32.6% | 14 |
| Satisfied |  | 55.8% | 24 |
| Dissatisfied |  | 11.6% | 5 |
| Very Dissatisfied | | 0.0% | 0 |
| answered question | | | 43 |
| skipped question | | | 3 |

29. Please provide comments you think necessary to improve KSU in the future

| | Response Count |
|-------------------|----------------|
| | 14 |
| answered question | 14 |
| skipped question | 32 |

Page 5, Q14. Did any of your sibling or relatives attend KSU?

| | | |
|----|---|-----------------------|
| 1 | Melissa Hunt | Jan 23, 2013 10:31 AM |
| 2 | Brother | Jan 17, 2013 3:08 PM |
| 3 | sister | Jan 10, 2013 3:03 PM |
| 4 | sister | Jan 8, 2013 2:14 PM |
| 5 | sister | Jan 7, 2013 3:23 PM |
| 6 | Diana Starr | Jan 7, 2013 2:40 PM |
| 7 | Marcus Wirght and Brain Wright | Dec 12, 2012 3:06 PM |
| 8 | sister | Dec 7, 2012 2:11 PM |
| 9 | grandparents, mother (present-graduate program) cousins aunt | Dec 7, 2012 12:41 PM |
| 10 | My husband Kelly Ratliff | Dec 7, 2012 10:23 AM |
| 11 | anthony Moody | Nov 26, 2012 12:50 PM |
| 12 | Katherine Washburn | Nov 20, 2012 4:35 PM |
| 13 | Mother | Nov 19, 2012 2:20 PM |

Page 6, Q20. If you could change two things about KSU, what would they be?

1.

| | | |
|----|--|-----------------------|
| 1 | Avalability through phone communication | Feb 21, 2013 4:47 PM |
| 2 | activities | Feb 20, 2013 2:38 PM |
| 3 | administration | Jan 23, 2013 10:34 AM |
| 4 | Parking | Jan 17, 2013 3:10 PM |
| 5 | nothing | Jan 10, 2013 3:05 PM |
| 6 | Services need to be better | Jan 9, 2013 5:12 PM |
| 7 | Old Dorms | Jan 9, 2013 10:49 AM |
| 8 | Finanical aid office | Jan 8, 2013 2:18 PM |
| 9 | improve AIT department | Jan 7, 2013 3:29 PM |
| 10 | More online courses | Jan 7, 2013 2:43 PM |
| 11 | Ensuring that all professors are sympathetic to student needs | Dec 20, 2012 4:46 PM |
| 12 | advisor | Dec 19, 2012 10:22 AM |
| 13 | prioritization | Dec 14, 2012 10:26 AM |
| 14 | someone to answer phones | Dec 13, 2012 3:00 PM |
| 15 | people to answer phones when calliung | Dec 13, 2012 2:59 PM |
| 16 | The Caferia | Dec 12, 2012 4:39 PM |
| 17 | More people working better together | Dec 12, 2012 3:12 PM |
| 18 | have the dec. graduation at a larger location | Dec 11, 2012 12:38 PM |
| 19 | Work with students more regarding finances. | Dec 7, 2012 5:33 PM |
| 20 | do more for non-traditional/night students | Dec 7, 2012 2:15 PM |
| 21 | I would offer a stipend to education majors in both graduate and undergraduate student teacher programs. | Dec 7, 2012 12:46 PM |
| 22 | services concerning financial aid | Dec 6, 2012 4:09 PM |
| 23 | require more out of students academically. | Dec 6, 2012 2:37 PM |
| 24 | Customer service in financial aid office | Dec 4, 2012 3:13 PM |
| 25 | Class offerings | Dec 4, 2012 2:13 PM |
| 26 | get more funding for university | Nov 29, 2012 12:48 PM |

Page 6, Q20. If you could change two things about KSU, what would they be?

| | | |
|----|---|-----------------------|
| 27 | Parking | Nov 28, 2012 2:36 PM |
| 28 | i would have things move smoother in ASB | Nov 27, 2012 11:44 AM |
| 29 | larger faculty in my degree program AIT | Nov 26, 2012 4:14 PM |
| 30 | information for non-traditional students | Nov 26, 2012 1:50 PM |
| 31 | get offices to answer phones | Nov 20, 2012 4:38 PM |
| 32 | none | Nov 20, 2012 3:33 PM |
| 33 | Tuition Prices | Nov 19, 2012 2:44 PM |
| 34 | More history classes | Nov 19, 2012 2:24 PM |
| 35 | The staff in many of the offices of ASB lack of knowledge or training in their job and/or apathy towards students' issues. | Nov 19, 2012 1:12 PM |
| 36 | Better Athletic facilities | Nov 19, 2012 12:13 PM |
| 37 | n/a | Nov 12, 2012 11:24 AM |
| 2. | | |
| 2 | the process of completing financial aid | Feb 20, 2013 2:38 PM |
| 3 | administration | Jan 23, 2013 10:34 AM |
| 4 | People to answer phones | Jan 17, 2013 3:10 PM |
| 6 | Need to have an ombudsman | Jan 9, 2013 5:12 PM |
| 8 | more changes to bradford hall | Jan 8, 2013 2:18 PM |
| 9 | reign in COS department | Jan 7, 2013 3:29 PM |
| 10 | Better parking | Jan 7, 2013 2:43 PM |
| 11 | Ensuring that there is a process for students to present grievances that do not go through their department (too many faculty are close with each other). There should be a student/faculty board to address grevances. | Dec 20, 2012 4:46 PM |
| 13 | administration | Dec 14, 2012 10:26 AM |
| 14 | staff availability | Dec 13, 2012 3:00 PM |
| 16 | The TEP Program | Dec 12, 2012 4:39 PM |
| 17 | Better organization in offices, However I know things get complicated.... | Dec 12, 2012 3:12 PM |
| 18 | I would add more graduate programs to ths university | Dec 11, 2012 12:38 PM |
| 19 | Help students more with getting jobs | Dec 7, 2012 5:33 PM |

Page 6, Q20. If you could change two things about KSU, what would they be?

| | | |
|----|--|-----------------------|
| 21 | I would re-establish the university's character and reputation. | Dec 7, 2012 12:46 PM |
| 22 | lack of communication between departments | Dec 6, 2012 4:09 PM |
| 23 | Provide more choices in Major classes. | Dec 6, 2012 2:37 PM |
| 24 | Make a way where certain items that students turn in to offices are not lost as frequently. | Dec 4, 2012 3:13 PM |
| 25 | More masters offering | Dec 4, 2012 2:13 PM |
| 26 | higher academic standards | Nov 29, 2012 12:48 PM |
| 28 | more support toward sports | Nov 27, 2012 11:44 AM |
| 29 | More help with advising | Nov 26, 2012 4:14 PM |
| 30 | N/A | Nov 26, 2012 1:50 PM |
| 31 | not require classes that do not pertain to degree | Nov 20, 2012 4:38 PM |
| 32 | none | Nov 20, 2012 3:33 PM |
| 33 | The advising staff! | Nov 19, 2012 2:44 PM |
| 34 | mix the honor students with the regular students | Nov 19, 2012 2:24 PM |
| 35 | Parking, so that some students do not have to arrive almost a half hour before class in order to have sufficient time to find a parking space. | Nov 19, 2012 1:12 PM |
| 36 | n/a | Nov 19, 2012 12:13 PM |
| 37 | n/a | Nov 12, 2012 11:24 AM |

Page 6, Q21. Identify two things about KSU that makes it unique compared to other colleges and universities

1.

| | | |
|----|---|-----------------------|
| 1 | Culture | Feb 21, 2013 4:47 PM |
| 2 | hospitality | Feb 20, 2013 2:38 PM |
| 3 | na | Jan 23, 2013 10:34 AM |
| 4 | Personal service | Jan 17, 2013 3:10 PM |
| 5 | nothing | Jan 10, 2013 3:05 PM |
| 6 | diversity | Jan 9, 2013 5:12 PM |
| 7 | Diversity | Jan 9, 2013 10:49 AM |
| 8 | class enviornment is more one on one | Jan 8, 2013 2:18 PM |
| 9 | located in Frankfort | Jan 7, 2013 3:29 PM |
| 10 | Very Diverse | Jan 7, 2013 2:43 PM |
| 11 | Online degree program | Dec 20, 2012 4:46 PM |
| 12 | people | Dec 19, 2012 10:22 AM |
| 13 | close to home | Dec 14, 2012 2:41 PM |
| 14 | the entry level requirements | Dec 14, 2012 10:26 AM |
| 15 | Family Enviornment | Dec 12, 2012 4:39 PM |
| 16 | Love How there is a certain Amount of different cultures | Dec 12, 2012 3:12 PM |
| 17 | the president pays the first year of tuition for grad. school | Dec 11, 2012 12:38 PM |
| 18 | Diversity | Dec 7, 2012 5:33 PM |
| 19 | small | Dec 7, 2012 2:15 PM |
| 20 | The small classes and ability to recieve one on one assistance from teachers. | Dec 7, 2012 12:46 PM |
| 21 | The price of tuition and parking permits. | Dec 7, 2012 10:27 AM |
| 22 | diversity | Dec 6, 2012 4:09 PM |
| 23 | Family atmosphere. | Dec 6, 2012 2:37 PM |
| 24 | The family like atmosphere. | Dec 4, 2012 3:13 PM |
| 25 | Nice faculty | Dec 4, 2012 2:13 PM |
| 26 | diversity | Nov 29, 2012 12:48 PM |

Page 6, Q21. Identify two things about KSU that makes it unique compared to other colleges and universities

| | | |
|----|---|-----------------------|
| 27 | smaller better | Nov 28, 2012 2:36 PM |
| 28 | the close net campus | Nov 27, 2012 11:44 AM |
| 29 | liberal studies | Nov 26, 2012 4:14 PM |
| 30 | small class sizes | Nov 26, 2012 1:50 PM |
| 31 | Nursing Program is excellent | Nov 20, 2012 4:38 PM |
| 32 | diversity | Nov 20, 2012 3:33 PM |
| 33 | The close community. | Nov 19, 2012 2:44 PM |
| 34 | The forgin exchange program | Nov 19, 2012 2:24 PM |
| 35 | KSU has some amazing professors that are by far superior in skill and teaching ability to the norm. | Nov 19, 2012 1:12 PM |
| 36 | small class sizes | Nov 19, 2012 12:13 PM |
| 37 | na | Nov 12, 2012 11:24 AM |
| 2. | | |
| 1 | Location | Feb 21, 2013 4:47 PM |
| 2 | culture/diversity | Feb 20, 2013 2:38 PM |
| 3 | na | Jan 23, 2013 10:34 AM |
| 4 | Atmosphere | Jan 17, 2013 3:10 PM |
| 6 | closeness of faculty | Jan 9, 2013 5:12 PM |
| 7 | Teachers | Jan 9, 2013 10:49 AM |
| 8 | different people from many different places | Jan 8, 2013 2:18 PM |
| 9 | does not encourage dedicated educators | Jan 7, 2013 3:29 PM |
| 10 | More hands on and helpful | Jan 7, 2013 2:43 PM |
| 11 | The community does not offer visual support | Dec 20, 2012 4:46 PM |
| 12 | campus | Dec 19, 2012 10:22 AM |
| 14 | 1890 institution | Dec 14, 2012 10:26 AM |
| 15 | Small Class Sizes | Dec 12, 2012 4:39 PM |
| 16 | By the end when its almost over everyone is like family | Dec 12, 2012 3:12 PM |
| 17 | the educaion program is wonderful | Dec 11, 2012 12:38 PM |

Page 6, Q21. Identify two things about KSU that makes it unique compared to other colleges and universities

| | | |
|----|--|-----------------------|
| 18 | People | Dec 7, 2012 5:33 PM |
| 20 | The university, we are the only HBCU in Kentucky, therefore we stand out. | Dec 7, 2012 12:46 PM |
| 21 | The availability of parking near any building you need to go to. | Dec 7, 2012 10:27 AM |
| 23 | Tutoring in ACE | Dec 6, 2012 2:37 PM |
| 24 | The willingness of staff not just faculty wanting to help students succeed in whatever aspect it may be. | Dec 4, 2012 3:13 PM |
| 25 | personable | Dec 4, 2012 2:13 PM |
| 26 | ability to get to know instructors | Nov 29, 2012 12:48 PM |
| 28 | the one on one help that you get | Nov 27, 2012 11:44 AM |
| 29 | AIT program | Nov 26, 2012 4:14 PM |
| 30 | the ability to work with instructors | Nov 26, 2012 1:50 PM |
| 31 | nursing program was faster than most schools | Nov 20, 2012 4:38 PM |
| 32 | respect to others | Nov 20, 2012 3:33 PM |
| 33 | The oppurtunity to go anywhere in the world if you use the right resources! | Nov 19, 2012 2:44 PM |
| 34 | The importance of history | Nov 19, 2012 2:24 PM |
| 35 | The cultural experience of going to a historic black university. | Nov 19, 2012 1:12 PM |
| 36 | quality of professors | Nov 19, 2012 12:13 PM |
| 37 | na | Nov 12, 2012 11:24 AM |

Page 6, Q22. What is the highest degree you plan to achieve?

| | | |
|---|--------|---------------------|
| 1 | Rank I | Jan 3, 2013 4:15 PM |
|---|--------|---------------------|

Page 7, Q29. Please provide comments you think necessary to improve KSU in the future

| | | |
|----|---|-----------------------|
| 1 | N/A | Feb 20, 2013 2:40 PM |
| 2 | fix the administration of the college | Jan 23, 2013 10:35 AM |
| 3 | Awesome school | Jan 17, 2013 3:10 PM |
| 4 | The inadequacy of the management of student services for both undergraduate and graduate students should be addressed. Many of my classmates who relied on student aid were struggling with the services branches to receive their money. I never could get an answer when I phoned into the university; I always had to come in person. Also, the checkout for the graduation clearance should be brought up to date with a more modern way to clear rather than walk through several buildings. | Jan 9, 2013 5:15 PM |
| 5 | A more student friendly atmosphere should be developed by the staff. The President is not accessible to the general student. Students should be able to have library access during late and early hours. | Dec 20, 2012 4:49 PM |
| 6 | none | Dec 19, 2012 10:23 AM |
| 7 | financial and administration restructuring | Dec 14, 2012 10:28 AM |
| 8 | Kentucky State University's future depends on its present state, it is important that we clear up issues within the university as well as outside of it. Please stop hiring incompatible instructors, and professors who do not wish to do more than earn a paycheck. Help keep the university one of substance, get rid of the problematic, ghetto, failing and irresponsible students and stop recruiting these students who have no regard for higher education. Also stop recruiting faculty and staff who don't respect themselves, students or the institution. | Dec 7, 2012 12:52 PM |
| 9 | Bring in new teachers more often, and bring in Teachers assistants as well. | Dec 6, 2012 2:40 PM |
| 10 | Need more instructors in nursing program | Nov 29, 2012 12:50 PM |
| 11 | Online MSN nursing program would be beneficial | Nov 20, 2012 4:39 PM |
| 12 | none | Nov 20, 2012 3:34 PM |
| 13 | The campus is losing its sense of culture and respect. We NEED TO CHANGE SOMETHING NOW, before we are no longer considered an HBCU! | Nov 19, 2012 2:46 PM |
| 14 | I think that they are some amazing instructors at KSU, but that many of the staff at ASB need more training or they need to hire different people because going into ASB for just about anything is often time-consuming, frustrating, and you pretty much have to make do with it for even the simplest of problems and with the exception of a rare few most of the staff either lacks the competence or the training to help students in a respectful and efficient manner. | Nov 19, 2012 1:16 PM |