

1. Student ID (OPTIONAL) This is for verification only. We will not release your ID to anyone or a your ID here is to verify that you have taken this survey and will clear you off of the graduation Institutional Research and Effectiveness.

	100
=	17.4% (4)

	0	1	2	3	4	5	6
=	<b>27.3% (6)</b>	13.6% (3)	<b>27.3% (6)</b>	9.1% (2)	13.6% (3)	0.0% (0)	4.5%



	0	1	2	3	4	5	6
=	4.5% (1)	9.1% (2)	9.1% (2)	9.1% (2)	13.6% (3)	4.5% (1)	0.0%

	0	1	2	3	4	5	6
=	13.6% (3)	4.5% (1)	<b>18.2% (4)</b>	4.5% (1)	9.1% (2)	9.1% (2)	13.6%






	0	1	2	3	4	5	6
=	4.5% (1)	13.6% (3)	<b>18.2% (4)</b>	13.6% (3)	4.5% (1)	13.6% (3)	0.0%

	0	1	2	3	4	5	6
=	9.1% (2)	<b>18.2% (4)</b>	9.1% (2)	13.6% (3)	4.5% (1)	9.1% (2)	13.6%

## 2. Select category that describes your gender

		Response Percent	Response Count
Female		62.9%	22
Male		37.1%	13
answered question			35
skipped question			1

## 3. Select category that describes your race(s)

		Response Percent	Response Count
Hispanic		2.9%	1
Black/Non Hispanic		48.6%	17
White/Non-Hispanic		48.6%	17
Asian		2.9%	1
Hawaiian/Other Pacific Islander		2.9%	1
Native American (American Indian/Alaskan Native)		0.0%	0
answered question			35
skipped question			1



#### 4. Select category that describes your current age

		Response Percent	Response Count
16 years old and younger		0.0%	0
17-20 years old		0.0%	0
<b>21-24 years old</b>		<b>54.3%</b>	<b>19</b>
25 years old and older		45.7%	16
<b>answered question</b>			<b>35</b>
<b>skipped question</b>			<b>1</b>




#### 5. Select category that describes your residence classification at the time you enrolled at KSU

		Response Percent	Response Count
<b>In-state student</b>		<b>68.6%</b>	<b>24</b>
Out-of-state student		31.4%	11
International student		0.0%	0
<b>answered question</b>			<b>35</b>
<b>skipped question</b>			<b>1</b>



## 6. Where will you live after graduation?

		Response Percent	Response Count
Kentucky		74.3%	26
Other State		25.7%	9
Foreign Country		0.0%	0
answered question			35
skipped question			1

## 7. What was your student classification when you first enrolled at KSU?

		Response Percent	Response Count
Freshman		57.1%	20
Transfer Student		40.0%	14
Graduate Student		2.9%	1
answered question			35
skipped question			1

## 8. What is the highest degree(s) you have earn from KSU this term?

		Response Percent	Response Count
Associate		5.6%	2
Baccalaureate		100.0%	36
Master		0.0%	0
answered question			36
skipped question			0

## 9. What was your associates at KSU this term?

### Major

	<b>Computer Graphics and Multimedia Production Technology</b>	<b>Computer Electronics Technology</b>	<b>Liberal Studies: Seminar-based Honors Program (AA)</b>	<b>Liberal Studies General Liberal Studies Core (A)</b>
First major:	0.0% (0)	0.0% (0)	0.0% (0)	<b>50.0% (1)</b>
Second major:	0.0% (0)	0.0% (0)	0.0% (0)	0.0% (0)

**10. What was your bachelor's at KSU this term?**

**Major**

	Africana Studies	Applied Information Technology: Web Development	Applied Information Technology: Network Engineering	Art with Teaching Certificate	F
First major:	0.0% (0)	3.0% (1)	0.0% (0)	0.0% (0)	
Second major:	0.0% (0)	0.0% (0)	0.0% (0)	0.0% (0)	





**Minor**


## 11. What was your master's degree at KSU this term?




### Major

	AQUACULTURE/AQUATIC SCIENCES	BUSINESS ADMINISTRATION (MBA)	COMPUTER SCIENCE TECHNOLOGY - Information Technology (MS)	C : TEC Se Ne
First major:	0.0% (0)	0.0% (0)	0.0% (0)	
Second major:	0.0% (0)	0.0% (0)	0.0% (0)	



## 12. What was your overall GPA?

		Response Percent	Response Count
3.51-4.00		31.4%	11
3.01-3.50		25.7%	9
<b>2.51-3.00</b>		<b>37.1%</b>	<b>13</b>
2.00-2.50		5.7%	2
		<b>answered question</b>	<b>35</b>
		<b>skipped question</b>	<b>1</b>

### 13. Did either of your parents attend KSU?







		Response Percent	Response Count
Yes		14.3%	5
No		82.9%	29
I don't know		2.9%	1
		<b>answered question</b>	<b>35</b>
		<b>skipped question</b>	<b>1</b>

### 14. Did any of your sibling or relatives attend KSU?

		Response Percent	Response Count
No		68.6%	24
I don't know		0.0%	0
Yes (please specify)		31.4%	11
		<b>answered question</b>	<b>35</b>
		<b>skipped question</b>	<b>1</b>



## 15. What is MOST LIKELY to be your PRINCIPAL activity upon graduation?

		Response Percent	Response Count
<b>Employment</b>		<b>42.9%</b>	<b>15</b>
Starting or raising a family		2.9%	1
Military service		0.0%	0
Volunteer activity (e.g., Peace Corps)		2.9%	1
Undergraduate Study/Degree		2.9%	1
<b>Graduate Study/Degree</b>		<b>42.9%</b>	<b>15</b>
Other		5.7%	2
<b>answered question</b>			<b>35</b>
<b>skipped question</b>			<b>1</b>





**16. Indicate how effective your education at KSU has been in enabling you to do the following**

	<b>Very Effective</b>	<b>Effective</b>	<b>Ineffective</b>	<b>Very Ineffective</b>	<b>N/A</b>	<b>Rating Count</b>
Analyze written arguments	37.1% (13)	<b>57.1% (20)</b>	0.0% (0)	0.0% (0)	5.7% (2)	35
Appreciate other cultures	48.6% (17)	<b>51.4% (18)</b>	0.0% (0)	0.0% (0)	0.0% (0)	35
Appreciate diversity	<b>47.1% (16)</b>	<b>47.1% (16)</b>	2.9% (1)	0.0% (0)	2.9% (1)	34
Communicate effectively	45.7% (16)	<b>54.3% (19)</b>	0.0% (0)	0.0% (0)	0.0% (0)	35
Broaden your intellectual interests	40.0% (14)	<b>57.1% (20)</b>	2.9% (1)	0.0% (0)	0.0% (0)	35
Develop your leadership skills	45.7% (16)	<b>48.6% (17)</b>	2.9% (1)	0.0% (0)	2.9% (1)	35
Improve your ability to make decisions	45.7% (16)	<b>48.6% (17)</b>	0.0% (0)	2.9% (1)	2.9% (1)	35
Increase your self confidence	<b>48.6% (17)</b>	45.7% (16)	2.9% (1)	0.0% (0)	2.9% (1)	35
Reason mathematically	31.4% (11)	<b>51.4% (18)</b>	11.4% (4)	0.0% (0)	5.7% (2)	35
Respect different points of view	45.7% (16)	<b>51.4% (18)</b>	0.0% (0)	0.0% (0)	2.9% (1)	35
Set personal priorities	<b>51.4% (18)</b>	40.0% (14)	5.7% (2)	0.0% (0)	2.9% (1)	35
Speak to groups	37.1% (13)	<b>51.4% (18)</b>	0.0% (0)	2.9% (1)	8.6% (3)	35
Think independently	<b>57.1% (20)</b>	37.1% (13)	2.9% (1)	0.0% (0)	2.9% (1)	35
Understand scientific ideas	40.0% (14)	<b>45.7% (16)</b>	11.4% (4)	0.0% (0)	2.9% (1)	35
Utilize information technology	<b>54.3% (19)</b>	40.0% (14)	5.7% (2)	0.0% (0)	0.0% (0)	35
Write clearly	40.0% (14)	<b>51.4% (18)</b>	5.7% (2)	0.0% (0)	2.9% (1)	35
<b>answered question</b>						<b>35</b>
<b>skipped question</b>						<b>1</b>




## 17. Indicate your level of satisfaction with the following aspects of your education at KSU

	Very Satisfied	Satisfied	Dissatisfied	Very Dissatisfied	N/A	Rating Count
Quality of courses in your Liberal Studies requirements	28.6% (10)	<b>68.6% (24)</b>	0.0% (0)	0.0% (0)	2.9% (1)	35
Quality of courses required by your major	40.0% (14)	<b>57.1% (20)</b>	2.9% (1)	0.0% (0)	0.0% (0)	35
Availability of courses in your Liberal Studies requirements	22.9% (8)	<b>65.7% (23)</b>	8.6% (3)	0.0% (0)	2.9% (1)	35
Availability of courses required by your major	22.9% (8)	<b>68.6% (24)</b>	8.6% (3)	0.0% (0)	0.0% (0)	35
Availability of elective courses	25.7% (9)	<b>68.6% (24)</b>	5.7% (2)	0.0% (0)	0.0% (0)	35
Quality of career advising by faculty/advisor	<b>42.9% (15)</b>	34.3% (12)	11.4% (4)	5.7% (2)	5.7% (2)	35
Quality of career advising by the career services office	26.5% (9)	<b>41.2% (14)</b>	11.8% (4)	2.9% (1)	17.6% (6)	34
Quality of preparation for employment	28.6% (10)	<b>48.6% (17)</b>	17.1% (6)	2.9% (1)	2.9% (1)	35
Quality of preparation for graduate or professional school	25.7% (9)	<b>57.1% (20)</b>	14.3% (5)	0.0% (0)	2.9% (1)	35
Quality of instruction by faculty in your Liberal Studies requirement courses	37.1% (13)	<b>54.3% (19)</b>	5.7% (2)	0.0% (0)	2.9% (1)	35
Quality of instruction by faculty in your major	45.7% (16)	<b>48.6% (17)</b>	5.7% (2)	0.0% (0)	0.0% (0)	35
Quality of instruction by KSU tutors	33.3% (11)	<b>48.5% (16)</b>	0.0% (0)	0.0% (0)	18.2% (6)	33
<b>answered question</b>						<b>35</b>
<b>skipped question</b>						<b>1</b>



### 18. How long has it taken you to earn your degree?

		Response Percent	Response Count
2 years or less		17.1%	6
3-4 years		25.7%	9
<b>5-6 years</b>		<b>40.0%</b>	<b>14</b>
More than 6 years		17.1%	6
<b>answered question</b>			<b>35</b>
<b>skipped question</b>			<b>1</b>


### 19. The period to complete your degree was....

		Response Percent	Response Count
<b>As long as I expected</b>		<b>47.1%</b>	<b>16</b>
A little longer than I expected		44.1%	15
Much longer than I expected		8.8%	3
<b>answered question</b>			<b>34</b>
<b>skipped question</b>			<b>2</b>





### 20. If you could change two things about KSU, what would they be?

		Response Percent	Response Count
1.		<b>100.0%</b>	<b>31</b>
2.		77.4%	24
<b>answered question</b>			<b>31</b>
<b>skipped question</b>			<b>5</b>

## 21. Identify two things about KSU that makes it unique compared to other colleges and universities

		Response Percent	Response Count
1.		100.0%	30
2.		86.7%	26
		<b>answered question</b>	<b>30</b>
		<b>skipped question</b>	<b>6</b>

## 22. What is the highest degree you plan to achieve?

		Response Percent	Response Count
Associate degree		0.0%	0
Bachelor degree		25.7%	9
<b>Master degree</b>		<b>40.0%</b>	<b>14</b>
Doctoral degree		31.4%	11
First professional degree (e.g., medical doctor, lawyer)		2.9%	1
Other (please specify)		0.0%	0
		<b>answered question</b>	<b>35</b>
		<b>skipped question</b>	<b>1</b>

### 23. Indicate your level of satisfaction with the following programs and services at KSU





	Very Satisfied	Satisfied	Dissatisfied	Very Dissatisfied	N/A	Rating Count
Advising	40.0% (14)	<b>48.6% (17)</b>	8.6% (3)	2.9% (1)	0.0% (0)	35
Athletic programs	17.1% (6)	<b>40.0% (14)</b>	8.6% (3)	2.9% (1)	31.4% (11)	35
Athletic facilities	11.4% (4)	<b>48.6% (17)</b>	5.7% (2)	5.7% (2)	28.6% (10)	35
Bookstore hours	17.6% (6)	<b>73.5% (25)</b>	5.9% (2)	0.0% (0)	2.9% (1)	34
Career counseling services	25.7% (9)	<b>48.6% (17)</b>	14.3% (5)	0.0% (0)	11.4% (4)	35
Classroom facilities	22.9% (8)	<b>68.6% (24)</b>	8.6% (3)	0.0% (0)	0.0% (0)	35
Computer Center's services	<b>42.9% (15)</b>	<b>42.9% (15)</b>	5.7% (2)	0.0% (0)	8.6% (3)	35
Computer labs	<b>42.9% (15)</b>	<b>42.9% (15)</b>	5.7% (2)	2.9% (1)	5.7% (2)	35
Computer lab hours	31.4% (11)	<b>42.9% (15)</b>	17.1% (6)	2.9% (1)	5.7% (2)	35
Counseling services	25.7% (9)	<b>48.6% (17)</b>	8.6% (3)	0.0% (0)	17.1% (6)	35
Financial aid availability	14.3% (5)	<b>45.7% (16)</b>	22.9% (8)	11.4% (4)	5.7% (2)	35
Financial aid services	14.3% (5)	<b>42.9% (15)</b>	25.7% (9)	14.3% (5)	2.9% (1)	35
Food services	21.2% (7)	<b>63.6% (21)</b>	6.1% (2)	0.0% (0)	9.1% (3)	33
Library holdings (books, journals, magazine, etc.)	25.7% (9)	<b>60.0% (21)</b>	2.9% (1)	2.9% (1)	8.6% (3)	35
Library hours	31.4% (11)	<b>48.6% (17)</b>	11.4% (4)	0.0% (0)	8.6% (3)	35
Quality of food	17.6% (6)	<b>58.8% (20)</b>	8.8% (3)	0.0% (0)	14.7% (5)	34
Registrar's office	29.4% (10)	<b>55.9% (19)</b>	14.7% (5)	0.0% (0)	0.0% (0)	34
Residence halls	20.6% (7)	<b>41.2% (14)</b>	8.8% (3)	2.9% (1)	26.5% (9)	34
Student government	20.6% (7)	<b>47.1% (16)</b>	5.9% (2)	2.9% (1)	23.5% (8)	34
Student activities	20.0% (7)	<b>48.6% (17)</b>	2.9% (1)	5.7% (2)	22.9% (8)	35
Tutoring services	25.7% (9)	<b>48.6% (17)</b>	0.0% (0)	2.9% (1)	22.9% (8)	35
<b>answered question</b>						<b>35</b>

## 24. Indicate your level of satisfaction with the following aspects of your education at KSU




	Very Satisfied	Satisfied	Dissatisfied	Very Dissatisfied	N/A	Rating Count
Quality of academic advising before you declared a major	25.7% (9)	<b>54.3% (19)</b>	14.3% (5)	0.0% (0)	5.7% (2)	35
Quality of academic advising in your major	41.2% (14)	<b>50.0% (17)</b>	8.8% (3)	0.0% (0)	0.0% (0)	34
Accessibility of advisors before you declared a major	27.3% (9)	<b>51.5% (17)</b>	12.1% (4)	0.0% (0)	9.1% (3)	33
Accessibility of advisors in your major	37.1% (13)	<b>51.4% (18)</b>	11.4% (4)	0.0% (0)	0.0% (0)	35
Responsiveness to student concerns by your Dean's office	22.9% (8)	<b>51.4% (18)</b>	11.4% (4)	0.0% (0)	14.3% (5)	35
Responsiveness to student concerns by your departmental office	22.9% (8)	<b>51.4% (18)</b>	14.3% (5)	0.0% (0)	11.4% (4)	35
Responsiveness to student concerns by the office of student affairs	22.9% (8)	<b>51.4% (18)</b>	5.7% (2)	0.0% (0)	20.0% (7)	35
Responsiveness to student concerns by the provost's office	20.0% (7)	<b>51.4% (18)</b>	5.7% (2)	0.0% (0)	22.9% (8)	35
Responsiveness to student concerns by the registrar's office	22.9% (8)	<b>57.1% (20)</b>	8.6% (3)	0.0% (0)	11.4% (4)	35
Responsiveness to student concerns by the bursar's office	22.9% (8)	<b>60.0% (21)</b>	5.7% (2)	0.0% (0)	11.4% (4)	35
Responsiveness to student concerns by the financial aid office	20.0% (7)	<b>54.3% (19)</b>	11.4% (4)	5.7% (2)	8.6% (3)	35
Responsiveness to student concerns by the library staff	28.6% (10)	<b>57.1% (20)</b>	0.0% (0)	0.0% (0)	14.3% (5)	35
Responsiveness to student concerns by the food service staff	20.0% (7)	<b>57.1% (20)</b>	0.0% (0)	0.0% (0)	22.9% (8)	35
Responsiveness to student concerns by the security staff	25.7% (9)	<b>54.3% (19)</b>	2.9% (1)	0.0% (0)	17.1% (6)	35

Responsiveness of security staff to emergency telephone calls	23.5% (8)	<b>47.1% (16)</b>	2.9% (1)	0.0% (0)	26.5% (9)	34
<b>answered question</b>						<b>35</b>
<b>skipped question</b>						<b>1</b>

## 25. Would you continue your education at KSU?



		Response Percent	Response Count
Yes		48.6%	17
No, I'd prefer other Institution		22.9%	8
No, I have achieved my highest degree		11.4%	4
I don't know		17.1%	6
<b>answered question</b>			<b>35</b>
<b>skipped question</b>			<b>1</b>

## 26. Is KSU a good value for the education that student receive?




		Response Percent	Response Count
Yes		80.0%	28
No		5.7%	2
I don't know		14.3%	5
<b>answered question</b>			<b>35</b>
<b>skipped question</b>			<b>1</b>



### 27. Will you recommend KSU to other students?

		Response Percent	Response Count
Yes		88.6%	31
No		11.4%	4
answered question			35
skipped question			1

### 28. Overall, how satisfied have you been with your education at the Kentucky State University?

		Response Percent	Response Count
Very Satisfied		41.2%	14
<b>Satisfied</b>		<b>52.9%</b>	<b>18</b>
Dissatisfied		5.9%	2
Very Dissatisfied		0.0%	0
answered question			34
skipped question			2

### 29. Please provide comments you think necessary to improve KSU in the future

	Response Count
	9
answered question	9
skipped question	27

**Page 5, Q14. Did any of your sibling or relatives attend KSU?**

1	Brother	Jan 17, 2013 3:08 PM
2	sister	Jan 10, 2013 3:03 PM
3	sister	Jan 8, 2013 2:14 PM
4	sister	Jan 7, 2013 3:23 PM
5	Diana Starr	Jan 7, 2013 2:40 PM
6	Marcus Wirght and Brain Wright	Dec 12, 2012 3:06 PM
7	sister	Dec 7, 2012 2:11 PM
8	My husband Kelly Ratliff	Dec 7, 2012 10:23 AM
9	anthony Moody	Nov 26, 2012 12:50 PM
10	Katherine Washburn	Nov 20, 2012 4:35 PM
11	Mother	Nov 19, 2012 2:20 PM



**Page 6, Q20. If you could change two things about KSU, what would they be?**

1.

1	Avalability through phone communication	Feb 21, 2013 4:47 PM
2	activities	Feb 20, 2013 2:38 PM
3	Parking	Jan 17, 2013 3:10 PM
4	nothing	Jan 10, 2013 3:05 PM
5	Old Dorms	Jan 9, 2013 10:49 AM
6	Finanical aid office	Jan 8, 2013 2:18 PM
7	improve AIT department	Jan 7, 2013 3:29 PM
8	More online courses	Jan 7, 2013 2:43 PM
9	advisor	Dec 19, 2012 10:22 AM
10	someone to answer phones	Dec 13, 2012 3:00 PM
11	people to answer phones when calliung	Dec 13, 2012 2:59 PM
12	The Caferia	Dec 12, 2012 4:39 PM
13	More people working better together	Dec 12, 2012 3:12 PM
14	have the dec. graduation at a larger location	Dec 11, 2012 12:38 PM
15	Work with students more regarding finances.	Dec 7, 2012 5:33 PM
16	do more for non-traditional/night students	Dec 7, 2012 2:15 PM
17	services concerning financial aid	Dec 6, 2012 4:09 PM
18	require more out of students academically.	Dec 6, 2012 2:37 PM
19	Customer service in financial aid office	Dec 4, 2012 3:13 PM
20	Class offerings	Dec 4, 2012 2:13 PM
21	get more funding for university	Nov 29, 2012 12:48 PM
22	Parking	Nov 28, 2012 2:36 PM
23	i would have things move smoother in ASB	Nov 27, 2012 11:44 AM
24	information for non-traditional students	Nov 26, 2012 1:50 PM
25	get offices to answer phones	Nov 20, 2012 4:38 PM
26	none	Nov 20, 2012 3:33 PM

**Page 6, Q20. If you could change two things about KSU, what would they be?**

27	Tuition Prices	Nov 19, 2012 2:44 PM
28	More history classes	Nov 19, 2012 2:24 PM
29	The staff in many of the offices of ASB lack of knowledge or training in their job and/or apathy towards students' issues.	Nov 19, 2012 1:12 PM
30	Better Athletic facilities	Nov 19, 2012 12:13 PM
31	n/a	Nov 12, 2012 11:24 AM
2.		
2	the process of completing financial aid	Feb 20, 2013 2:38 PM
3	People to answer phones	Jan 17, 2013 3:10 PM
6	more changes to bradford hall	Jan 8, 2013 2:18 PM
7	reign in COS department	Jan 7, 2013 3:29 PM
8	Better parking	Jan 7, 2013 2:43 PM
10	staff availability	Dec 13, 2012 3:00 PM
12	The TEP Program	Dec 12, 2012 4:39 PM
13	Better organization in offices, However I know things get complicated....	Dec 12, 2012 3:12 PM
14	I would add more graduate programs to ths university	Dec 11, 2012 12:38 PM
15	Help students more with getting jobs	Dec 7, 2012 5:33 PM
17	lack of communication between departments	Dec 6, 2012 4:09 PM
18	Provide more choices in Major classes.	Dec 6, 2012 2:37 PM
19	Make a way where certain items that students turn in to offices are not lost as frequently.	Dec 4, 2012 3:13 PM
20	More masters offering	Dec 4, 2012 2:13 PM
21	higher academic standards	Nov 29, 2012 12:48 PM
23	more support toward sports	Nov 27, 2012 11:44 AM
24	N/A	Nov 26, 2012 1:50 PM
25	not require classes that do not pertain to degree	Nov 20, 2012 4:38 PM
26	none	Nov 20, 2012 3:33 PM
27	The advising staff!	Nov 19, 2012 2:44 PM

**Page 6, Q20. If you could change two things about KSU, what would they be?**

28	mix the honor students with the regular students	Nov 19, 2012 2:24 PM
29	Parking, so that some students do not have to arrive almost a half hour before class in order to have sufficient time to find a parking space.	Nov 19, 2012 1:12 PM
30	n/a	Nov 19, 2012 12:13 PM
31	n/a	Nov 12, 2012 11:24 AM



**Page 6, Q21. Identify two things about KSU that makes it unique compared to other colleges and universities**

1.

1	Culture	Feb 21, 2013 4:47 PM
2	hospitality	Feb 20, 2013 2:38 PM
3	Personal service	Jan 17, 2013 3:10 PM
4	nothing	Jan 10, 2013 3:05 PM
5	Diversity	Jan 9, 2013 10:49 AM
6	class enviornment is more one on one	Jan 8, 2013 2:18 PM
7	located in Frankfort	Jan 7, 2013 3:29 PM
8	Very Diverse	Jan 7, 2013 2:43 PM
9	people	Dec 19, 2012 10:22 AM
10	Family Enviornment	Dec 12, 2012 4:39 PM
11	Love How there is a certain Amount of different cultures	Dec 12, 2012 3:12 PM
12	the president pays the first year of tuition for grad. school	Dec 11, 2012 12:38 PM
13	Diversity	Dec 7, 2012 5:33 PM
14	small	Dec 7, 2012 2:15 PM
15	The price of tuition and parking permits.	Dec 7, 2012 10:27 AM
16	diversity	Dec 6, 2012 4:09 PM
17	Family atmosphere.	Dec 6, 2012 2:37 PM
18	The family like atmosphere.	Dec 4, 2012 3:13 PM
19	Nice faculty	Dec 4, 2012 2:13 PM
20	diversity	Nov 29, 2012 12:48 PM
21	smaller better	Nov 28, 2012 2:36 PM
22	the close net campus	Nov 27, 2012 11:44 AM
23	small class sizes	Nov 26, 2012 1:50 PM
24	Nursing Program is excellent	Nov 20, 2012 4:38 PM
25	diversity	Nov 20, 2012 3:33 PM
26	The close community.	Nov 19, 2012 2:44 PM



**Page 6, Q21. Identify two things about KSU that makes it unique compared to other colleges and universities**

27	The forgin exchange program	Nov 19, 2012 2:24 PM
28	KSU has some amazing professors that are by far superior in skill and teaching ability to the norm.	Nov 19, 2012 1:12 PM
29	small class sizes	Nov 19, 2012 12:13 PM
30	na	Nov 12, 2012 11:24 AM
2.		
1	Location	Feb 21, 2013 4:47 PM
2	culture/diversity	Feb 20, 2013 2:38 PM
3	Atmosphere	Jan 17, 2013 3:10 PM
5	Teachers	Jan 9, 2013 10:49 AM
6	different people from many different places	Jan 8, 2013 2:18 PM
7	does not encourage dedicated educators	Jan 7, 2013 3:29 PM
8	More hands on and helpful	Jan 7, 2013 2:43 PM
9	campus	Dec 19, 2012 10:22 AM
10	Small Class Sizes	Dec 12, 2012 4:39 PM
11	By the end when its almost over everyone is like family	Dec 12, 2012 3:12 PM
12	the educaion program is wonderful	Dec 11, 2012 12:38 PM
13	People	Dec 7, 2012 5:33 PM
15	The availability of parking near any building you need to go to.	Dec 7, 2012 10:27 AM
17	Tutoring in ACE	Dec 6, 2012 2:37 PM
18	The willingness of staff not just faculty wanting to help students succeed in whatever aspect it may be.	Dec 4, 2012 3:13 PM
19	personable	Dec 4, 2012 2:13 PM
20	ability to get to know instructors	Nov 29, 2012 12:48 PM
22	the one on one help that you get	Nov 27, 2012 11:44 AM
23	the ability to work with instructors	Nov 26, 2012 1:50 PM
24	nursing program was faster than most schools	Nov 20, 2012 4:38 PM
25	respect to others	Nov 20, 2012 3:33 PM

**Page 6, Q21. Identify two things about KSU that makes it unique compared to other colleges and universities**

26	The oppurtunity to go anywhere in the world if you use the right resources!	Nov 19, 2012 2:44 PM
27	The importance of history	Nov 19, 2012 2:24 PM
28	The cultural experience of going to a historic black university.	Nov 19, 2012 1:12 PM
29	quality of professors	Nov 19, 2012 12:13 PM
30	na	Nov 12, 2012 11:24 AM

**Page 7, Q29. Please provide comments you think necessary to improve KSU in the future**

1	N/A	Feb 20, 2013 2:40 PM
2	Awesome school	Jan 17, 2013 3:10 PM
3	none	Dec 19, 2012 10:23 AM
4	Bring in new teachers more often,and bring in Teachers assistants as well.	Dec 6, 2012 2:40 PM
5	Need more instructors in nursing program	Nov 29, 2012 12:50 PM
6	Online MSN nursing program would be beneficial	Nov 20, 2012 4:39 PM
7	none	Nov 20, 2012 3:34 PM
8	The campus is loosing its sense of culture and respect. We NEED TO CHANGE SOMETHING NOW, before we are no longer considered an HBCU!	Nov 19, 2012 2:46 PM
9	I think that they are some amazing instructors at KSU, but that many of the staff at ASB need more training or they need to higher different people because going into ASB for just about anything is often time-consuming, frustrating, and you pretty much have to make of day of it for even the simplest of problems and with the exception of a rare few most of the staff either lacks the competence or the training to help students in a respectful and efficient manner.	Nov 19, 2012 1:16 PM