

# Graduating Survey - December 2011



1. Student ID (OPTIONAL) This is for verification only. We will not release your ID to anyone or any department. The purpose of your ID here is to verify that you have taken this survey and will clear you off of the graduation checkout required from the Office of Institutional Research and Effectiveness.

	<b>100</b>	<b>101</b>
=	33.3% (9)	<b>66.7% (18)</b>

	<b>0</b>	<b>1</b>	<b>2</b>	<b>3</b>	<b>4</b>	<b>5</b>	<b>6</b>	<b>7</b>	<b>8</b>	<b>9</b>
=	18.5% (5)	<b>25.9% (7)</b>	14.8% (4)	7.4% (2)	11.1% (3)	14.8% (4)	3.7% (1)	0.0% (0)	0.0% (0)	3.7% (1)

	<b>0</b>	<b>1</b>	<b>2</b>	<b>3</b>	<b>4</b>	<b>5</b>	<b>6</b>	<b>7</b>	<b>8</b>	<b>9</b>
=	3.7% (1)	11.1% (3)	14.8% (4)	11.1% (3)	3.7% (1)	7.4% (2)	7.4% (2)	<b>18.5% (5)</b>	7.4% (2)	14.8% (4)

	<b>0</b>	<b>1</b>	<b>2</b>	<b>3</b>	<b>4</b>	<b>5</b>	<b>6</b>	<b>7</b>	<b>8</b>	<b>9</b>
=	<b>18.5% (5)</b>	7.4% (2)	7.4% (2)	7.4% (2)	11.1% (3)	<b>18.5% (5)</b>	3.7% (1)	11.1% (3)	3.7% (1)	11.1% (3)



	0	1	2	3	4	5	6	7	8	9
=	3.7% (1)	7.4% (2)	3.7% (1)	18.5% (5)	3.7% (1)	0.0% (0)	11.1% (3)	<b>25.9% (7)</b>	11.1% (3)	14.8% (4)

	0	1	2	3	4	5	6	7	8	9
=	<b>22.2% (6)</b>	7.4% (2)	7.4% (2)	7.4% (2)	18.5% (5)	11.1% (3)	0.0% (0)	0.0% (0)	18.5% (5)	7.4% (2)



answered question

skipped question

## 2. Select category that describes your gender

		Response Percent	Response Count
Female		61.3%	19
Male		38.7%	12
		<b>answered question</b>	<b>31</b>
		<b>skipped question</b>	<b>0</b>

### 3. Select category that describes your ethnicity

		Response Percent	Response Count
Black/Non Hispanic		32.3%	10
<b>White/Non-Hispanic</b>		<b>67.7%</b>	<b>21</b>
Asian/Pacific Islander		0.0%	0
Native American (American Indian, Alaskan, Hawaiian)		0.0%	0
Hispanic		0.0%	0
Other (please specify)		0.0%	0
		<b>answered question</b>	<b>31</b>
		<b>skipped question</b>	<b>0</b>



#### 4. Select category that describes your current age

		Response Percent	Response Count
16 years old and younger		0.0%	0
17-20 years old		0.0%	0
21-24 years old		48.4%	15
25 years old and older		51.6%	16
		<b>answered question</b>	<b>31</b>
		<b>skipped question</b>	<b>0</b>



#### 5. Select category that describes your residence classification at the time you enrolled at KSU

		Response Percent	Response Count
<b>In-state student</b>		80.6%	25
Out-of-state student		19.4%	6
International student		0.0%	0
		<b>answered question</b>	<b>31</b>
		<b>skipped question</b>	<b>0</b>



## 6. Where will you live after graduation?

		Response Percent	Response Count
Kentucky		83.9%	26
Other State		16.1%	5
Foreign Country		0.0%	0
		<b>answered question</b>	<b>31</b>
		<b>skipped question</b>	<b>0</b>





## 7. What was your student classification when you first enrolled at KSU?

		Response Percent	Response Count
Freshman		51.6%	16
Transfer Student		48.4%	15
Graduate Student		0.0%	0
		<b>answered question</b>	<b>31</b>
		<b>skipped question</b>	<b>0</b>



### 8. What was your major(s) at the KSU?

		Response Percent	Response Count
First major:		100.0%	31
Second major:		12.9%	4
		answered question	31
		skipped question	0



### 9. What was your overall GPA?

		Response Percent	Response Count
3.51-4.00		35.5%	11
3.01-3.50		41.9%	13
2.51-3.00		16.1%	5
2.00-2.50		6.5%	2
		answered question	31
		skipped question	0


### 10. Did either of your parents attend KSU?

		Response Percent	Response Count
Yes		16.1%	5
No		83.9%	26
I don't know		0.0%	0
		<b>answered question</b>	<b>31</b>
		<b>skipped question</b>	<b>0</b>

### 11. Did any of your sibling or relatives attend KSU?



		Response Percent	Response Count
No		83.9%	26
I don't know		0.0%	0
Yes (please specify)		16.1%	5
		<b>answered question</b>	<b>31</b>
		<b>skipped question</b>	<b>0</b>

12. What degree(s) did you earn from KSU this year?

		Response Percent	Response Count
Associate		0.0%	0
<b>Baccalaureate</b>		<b>100.0%</b>	<b>31</b>
Master		0.0%	0
<b>answered question</b>			<b>31</b>
<b>skipped question</b>			<b>0</b>



### 13. What is MOST LIKELY to be your PRINCIPAL activity upon graduation?

		Response Percent	Response Count
Employment		76.7%	23
Starting or raising a family		0.0%	0
Military service		0.0%	0
Volunteer activity (e.g., Peace Corps)		0.0%	0
Undergraduate Study/Degree		0.0%	0
Graduate Study/Degree		23.3%	7
Other		0.0%	0
<b>answered question</b>			<b>30</b>
<b>skipped question</b>			<b>1</b>

#### 14. Indicate how effective your education at KSU has been in enabling you to do the following

	Very Effective	Effective	Ineffective	Very Ineffective	N/A	Response Count
Analyze written arguments	20.0% (6)	<b>73.3% (22)</b>	3.3% (1)	0.0% (0)	3.3% (1)	30
Appreciate other cultures	40.0% (12)	<b>56.7% (17)</b>	0.0% (0)	0.0% (0)	3.3% (1)	30
Appreciate diversity	41.4% (12)	<b>58.6% (17)</b>	0.0% (0)	0.0% (0)	0.0% (0)	29
Communicate effectively	36.7% (11)	<b>56.7% (17)</b>	6.7% (2)	0.0% (0)	0.0% (0)	30
Broaden your intellectual interests	43.3% (13)	<b>56.7% (17)</b>	0.0% (0)	0.0% (0)	0.0% (0)	30
Develop your leadership skills	46.7% (14)	<b>50.0% (15)</b>	3.3% (1)	0.0% (0)	0.0% (0)	30
Improve your ability to make decisions	43.3% (13)	<b>56.7% (17)</b>	0.0% (0)	0.0% (0)	0.0% (0)	30
Increase your self confidence	46.7% (14)	<b>53.3% (16)</b>	0.0% (0)	0.0% (0)	0.0% (0)	30
Reason mathematically	20.0% (6)	<b>63.3% (19)</b>	13.3% (4)	3.3% (1)	0.0% (0)	30
Respect different points of view	46.7% (14)	<b>53.3% (16)</b>	0.0% (0)	0.0% (0)	0.0% (0)	30
Set personal priorities	43.3% (13)	<b>56.7% (17)</b>	0.0% (0)	0.0% (0)	0.0% (0)	30
Speak to groups	33.3% (10)	<b>56.7% (17)</b>	6.7% (2)	0.0% (0)	3.3% (1)	30
Think independently	43.3% (13)	<b>56.7% (17)</b>	0.0% (0)	0.0% (0)	0.0% (0)	30
Understand scientific ideas	26.7% (8)	<b>60.0% (18)</b>	6.7% (2)	0.0% (0)	6.7% (2)	30
Utilize information technology	31.0% (9)	<b>62.1% (18)</b>	6.9% (2)	0.0% (0)	0.0% (0)	29
Write clearly	31.0% (9)	<b>65.5% (19)</b>	3.4% (1)	0.0% (0)	0.0% (0)	29

answered question 30





skipped question 1

**15. Indicate your level of satisfaction with the following aspects of your education at KSU**

	Very Satisfied	Satisfied	Dissatisfied	Very Dissatisfied	N/A	Response Count
Quality of courses in your Liberal Studies requirements	20.0% (6)	<b>63.3% (19)</b>	6.7% (2)	0.0% (0)	10.0% (3)	30
Quality of courses required by your major	43.3% (13)	<b>50.0% (15)</b>	3.3% (1)	0.0% (0)	3.3% (1)	30
Availability of courses in your Liberal Studies requirements	26.7% (8)	<b>53.3% (16)</b>	10.0% (3)	0.0% (0)	10.0% (3)	30
Availability of courses required by your major	43.3% (13)	<b>50.0% (15)</b>	3.3% (1)	0.0% (0)	3.3% (1)	30
Availability of elective courses	24.1% (7)	<b>69.0% (20)</b>	6.9% (2)	0.0% (0)	0.0% (0)	29
Quality of career advising by faculty/advisor	26.7% (8)	<b>66.7% (20)</b>	3.3% (1)	0.0% (0)	3.3% (1)	30
Quality of career advising by the career services office	13.3% (4)	<b>56.7% (17)</b>	16.7% (5)	0.0% (0)	13.3% (4)	30
Quality of preparation for employment	23.3% (7)	<b>60.0% (18)</b>	6.7% (2)	0.0% (0)	10.0% (3)	30
Quality of preparation for graduate or professional school	23.3% (7)	<b>60.0% (18)</b>	6.7% (2)	0.0% (0)	10.0% (3)	30
Quality of instruction by faculty in						

your Liberal Studies requirement courses	16.7% (5)	<b>60.0% (18)</b>	10.0% (3)	0.0% (0)	13.3% (4)	30
Quality of instruction by faculty in your major	33.3% (10)	<b>66.7% (20)</b>	0.0% (0)	0.0% (0)	0.0% (0)	30
Quality of instruction by KSU tutors	16.7% (5)	36.7% (11)	0.0% (0)	0.0% (0)	<b>46.7% (14)</b>	30
<b>answered question</b>						<b>30</b>
<b>skipped question</b>						<b>1</b>

### 16. How long has it taken you to earn your degree?

		Response Percent	Response Count
2 years or less		10.0%	3
<b>3-4 years</b>		<b>50.0%</b>	<b>15</b>
5-6 years		23.3%	7
More than 6 years		16.7%	5
<b>answered question</b>			<b>30</b>
<b>skipped question</b>			<b>1</b>



### 17. The period to complete your degree was....

		Response Percent	Response Count
As long as I expected		63.3%	19
A little longer than I expected		20.0%	6
Much longer than I expected		16.7%	5
		<b>answered question</b>	<b>30</b>
		<b>skipped question</b>	<b>1</b>





### 18. If you could change two things about KSU, what would they be?

		Response Percent	Response Count
1.		100.0%	27
2.		85.2%	23
		<b>answered question</b>	<b>27</b>
		<b>skipped question</b>	<b>4</b>

**19. Identify two things about KSU that makes it unique compared to other colleges and universities**

		Response Percent	Response Count
1.		100.0%	26
2.		80.8%	21
		<b>answered question</b>	<b>26</b>
		<b>skipped question</b>	<b>5</b>

## 20. What is the highest degree you plan to achieve?

		Response Percent	Response Count
Associate degree		0.0%	0
Bachelor degree		13.3%	4
<b>Master degree</b>		<b>56.7%</b>	<b>17</b>
Doctoral degree		23.3%	7
First professional degree (e.g., medical doctor, lawyer)		6.7%	2
Other (please specify)		0.0%	0
		<b>answered question</b>	<b>30</b>
		<b>skipped question</b>	<b>1</b>

## 21. Indicate your level of satisfaction with the following programs and services at KSU

	Very Satisfied	Satisfied	Dissatisfied	Very Dissatisfied	N/A	Response Count
Advising	13.8% (4)	<b>72.4% (21)</b>	6.9% (2)	3.4% (1)	3.4% (1)	29
Athletic programs	6.7% (2)	30.0% (9)	0.0% (0)	0.0% (0)	<b>63.3% (19)</b>	30
Athletic facilities	6.9% (2)	24.1% (7)	3.4% (1)	0.0% (0)	<b>65.5% (19)</b>	29
Bookstore hours	10.0% (3)	<b>70.0% (21)</b>	6.7% (2)	3.3% (1)	10.0% (3)	30
Career counseling services	6.7% (2)	40.0% (12)	6.7% (2)	0.0% (0)	<b>46.7% (14)</b>	30
Classroom facilities	6.7% (2)	<b>76.7% (23)</b>	3.3% (1)	3.3% (1)	10.0% (3)	30
Computer Center's services	6.7% (2)	<b>66.7% (20)</b>	0.0% (0)	0.0% (0)	26.7% (8)	30
Computer labs	6.7% (2)	<b>66.7% (20)</b>	0.0% (0)	0.0% (0)	26.7% (8)	30
Computer lab hours	10.3% (3)	<b>51.7% (15)</b>	6.9% (2)	0.0% (0)	31.0% (9)	29
Counseling services	6.7% (2)	<b>53.3% (16)</b>	0.0% (0)	3.3% (1)	36.7% (11)	30
Financial aid availability	13.3% (4)	<b>56.7% (17)</b>	10.0% (3)	10.0% (3)	10.0% (3)	30
Financial aid services	6.7% (2)	<b>50.0% (15)</b>	20.0% (6)	13.3% (4)	10.0% (3)	30
Food services	6.7% (2)	40.0% (12)	0.0% (0)	0.0% (0)	<b>53.3% (16)</b>	30
Library holdings (books, journals, magazine, etc.)	13.3% (4)	<b>50.0% (15)</b>	3.3% (1)	0.0% (0)	33.3% (10)	30
Library hours	10.0% (3)	<b>56.7% (17)</b>	6.7% (2)	0.0% (0)	26.7% (8)	30
Quality of food	6.7% (2)	40.0% (12)	3.3% (1)	0.0% (0)	<b>50.0% (15)</b>	30







Registrar's office	6.7% (2)	<b>76.7% (23)</b>	6.7% (2)	10.0% (3)	0.0% (0)	30
Residence halls	6.7% (2)	23.3% (7)	10.0% (3)	0.0% (0)	<b>60.0% (18)</b>	30
Student government	10.0% (3)	33.3% (10)	3.3% (1)	0.0% (0)	<b>53.3% (16)</b>	30
Student activities	6.7% (2)	<b>43.3% (13)</b>	6.7% (2)	0.0% (0)	<b>43.3% (13)</b>	30
Tutoring services	13.3% (4)	30.0% (9)	0.0% (0)	0.0% (0)	<b>56.7% (17)</b>	30
<b>answered question</b>						<b>30</b>
<b>skipped question</b>						<b>1</b>

## 22. Indicate your level of satisfaction with the following aspects of your education at KSU




	Very Satisfied	Satisfied	Dissatisfied	Very Dissatisfied	N/A	Response Count
Quality of academic advising before you declared a major	13.3% (4)	<b>63.3% (19)</b>	6.7% (2)	3.3% (1)	13.3% (4)	30
Quality of academic advising in your major	23.3% (7)	<b>70.0% (21)</b>	3.3% (1)	0.0% (0)	3.3% (1)	30
Accessibility of advisors before you declared a major	10.0% (3)	<b>56.7% (17)</b>	13.3% (4)	3.3% (1)	16.7% (5)	30
Accessibility of advisors in your major	30.0% (9)	<b>63.3% (19)</b>	3.3% (1)	0.0% (0)	3.3% (1)	30
Responsiveness to student concerns by your Dean's office	13.3% (4)	<b>50.0% (15)</b>	0.0% (0)	0.0% (0)	36.7% (11)	30
Responsiveness to student concerns by your departmental office	13.3% (4)	<b>60.0% (18)</b>	3.3% (1)	0.0% (0)	23.3% (7)	30
Responsiveness to student concerns by the office of student affairs	6.7% (2)	<b>50.0% (15)</b>	3.3% (1)	0.0% (0)	40.0% (12)	30
Responsiveness to student concerns by the provost's office	6.7% (2)	40.0% (12)	0.0% (0)	0.0% (0)	<b>53.3% (16)</b>	30
Responsiveness to student concerns by the registrar's office	13.3% (4)	<b>63.3% (19)</b>	6.7% (2)	10.0% (3)	6.7% (2)	30
Responsiveness to student concerns by the bursar's office	10.0% (3)	<b>70.0% (21)</b>	3.3% (1)	6.7% (2)	10.0% (3)	30

Responsiveness to student concerns by the financial aid office	6.7% (2)	<b>56.7% (17)</b>	10.0% (3)	10.0% (3)	16.7% (5)	30
Responsiveness to student concerns by the library staff	6.7% (2)	<b>46.7% (14)</b>	0.0% (0)	0.0% (0)	<b>46.7% (14)</b>	30
Responsiveness to student concerns by the food service staff	6.7% (2)	40.0% (12)	3.3% (1)	0.0% (0)	<b>50.0% (15)</b>	30
Responsiveness to student concerns by the security staff	6.7% (2)	<b>43.3% (13)</b>	6.7% (2)	0.0% (0)	<b>43.3% (13)</b>	30
Responsiveness of security staff to emergency telephone calls	3.3% (1)	36.7% (11)	0.0% (0)	0.0% (0)	<b>60.0% (18)</b>	30
<b>answered question</b>						<b>30</b>
<b>skipped question</b>						<b>1</b>



### 23. Would you continue your education at KSU?

		Response Percent	Response Count
Yes		50.0%	15
No, I'd prefer other Institution		26.7%	8
No, I have achieved my highest degree		10.0%	3
I don't know		13.3%	4
<b>answered question</b>			<b>30</b>
<b>skipped question</b>			<b>1</b>




### 24. Is KSU a good value for the education that student receive?

		Response Percent	Response Count
Yes		86.7%	26
No		3.3%	1
I don't know		10.0%	3
<b>answered question</b>			<b>30</b>
<b>skipped question</b>			<b>1</b>

### 25. Will you recommend KSU to other students?

		Response Percent	Response Count
Yes		93.3%	28
No		6.7%	2
<b>answered question</b>			<b>30</b>
<b>skipped question</b>			<b>1</b>

**26. Overall, how satisfied have you been with your education at the Kentucky State University?**

		Response Percent	Response Count
Very Satisfied		30.0%	9
<b>Satisfied</b>		<b>63.3%</b>	<b>19</b>
Dissatisfied		6.7%	2
Very Dissatisfied		0.0%	0
<b>answered question</b>			<b>30</b>
<b>skipped question</b>			<b>1</b>

**27. Please provide comments you think necessary to improve KSU in the future**

	Response Count
	7
<b>answered question</b>	<b>7</b>
<b>skipped question</b>	<b>24</b>



Page 1, Q8. What was your major(s) at the KSU?

First major:

1	Psychology	Aug 21, 2012 1:45 PM
2	Nursing	Feb 16, 2012 3:22 PM
3	nursing	Jan 25, 2012 3:59 PM
4	Business Administration	Jan 13, 2012 3:14 PM
5	Public Administration	Jan 13, 2012 2:36 PM
6	Accounting	Jan 12, 2012 5:06 PM
7	IECE	Jan 11, 2012 10:42 AM
8	Business Administration	Jan 11, 2012 10:08 AM
9	Early Childhood Edu	Jan 10, 2012 3:10 PM
10	Applied Information Technology/Web Development	Jan 10, 2012 1:52 PM
11	Business Administration	Jan 10, 2012 12:26 PM
12	Business	Jan 6, 2012 10:44 AM
13	Psychology	Jan 4, 2012 9:47 AM
14	Child Development and Family Relations	Dec 21, 2011 1:30 PM
15	Elementary Education	Dec 21, 2011 10:23 AM
16	computer science	Dec 20, 2011 3:38 PM
17	Business Magement	Dec 16, 2011 4:48 PM
18	social work	Dec 16, 2011 2:43 PM

**Page 1, Q8. What was your major(s) at the KSU?**

19	Health and Physical Education (Teaching)	Dec 16, 2011 2:32 PM
20	Web Development and Design	Dec 16, 2011 1:57 PM
21	English	Dec 16, 2011 12:26 PM
22	Business Administration	Dec 15, 2011 3:09 PM
23	Business Administration - Marketing	Dec 14, 2011 1:26 PM
24	Biology	Dec 14, 2011 10:42 AM
25	Elementary Education	Dec 12, 2011 12:46 PM
26	Elementary Education	Dec 12, 2011 12:41 PM
27	Appiled Information Technology Web option	Dec 12, 2011 12:37 PM
28	Biology	Dec 12, 2011 11:06 AM
29	computer science information technology	Dec 12, 2011 9:45 AM
30	ADN	Dec 9, 2011 3:21 PM
31	Nursing	Dec 7, 2011 5:07 PM
Second major:		
7	Family Studies/Child Development	Jan 11, 2012 10:42 AM
12	Mass Communications	Jan 6, 2012 10:44 AM
27	None	Dec 12, 2011 12:37 PM
30	BSN	Dec 9, 2011 3:21 PM



**Page 1, Q11. Did any of your sibling or relatives attend KSU?**

1	Brother and Sister	Jan 13, 2012 3:14 PM
2	in-laws	Jan 11, 2012 10:42 AM
3	Brother	Jan 10, 2012 1:52 PM
4	Cousin-Nicole Casey, Mother-Martie Kupchinsky	Dec 15, 2011 3:09 PM
5	brother, aunt	Dec 14, 2011 10:42 AM



Page 2, Q18. If you could change two things about KSU, what would they be?

1.

1	Discounts for Students	Aug 21, 2012 1:47 PM
2	nothing	Feb 16, 2012 3:23 PM
3	availability of liberal study courses	Jan 25, 2012 4:06 PM
4	Communication	Jan 13, 2012 3:18 PM
5	Better communication among staff/instructors with off-campus online students.	Jan 13, 2012 2:41 PM
6	receiving information from one person rather than fighting through ten different people	Jan 12, 2012 5:10 PM
7	increased professionalism among staff that speaks directly with students; too many times staff pass the buck to someone else and nothing gets done or student isn't helped properly	Jan 11, 2012 10:45 AM
8	Parking	Jan 11, 2012 10:11 AM
9	n.a	Jan 10, 2012 3:12 PM
10	I would like things to be more organized	Jan 10, 2012 1:57 PM
11	Communication between administrative branch- financial aid office.	Jan 10, 2012 12:30 PM
12	The way career services building would reach out to seniors in a better way	Jan 6, 2012 10:49 AM
13	communication for online students	Jan 4, 2012 9:51 AM
14	It is sometimes difficult to reach cashiers office.	Dec 21, 2011 1:36 PM
15	communication between departments and students	Dec 20, 2011 3:42 PM
16	the professors	Dec 16, 2011 2:46 PM
17	The communication between students and departments	Dec 16, 2011 2:36 PM
18	The ability to get in touch the staff about specific classes.	Dec 16, 2011 2:01 PM

**Page 2, Q18. If you could change two things about KSU, what would they be?**

19	the overall attitude of the workers in ASB	Dec 16, 2011 12:32 PM
20	To have a class on professionalism in the workplace	Dec 15, 2011 3:12 PM
21	A student with a grade of D would not have to retake a course	Dec 14, 2011 1:33 PM
22	N/A	Dec 14, 2011 10:49 AM
23	Involving commuter students more on campus.	Dec 12, 2011 12:45 PM
24	Get time to be more involved	Dec 12, 2011 12:41 PM
25	Decrease Liberal Studies Requirements	Dec 12, 2011 11:10 AM
26	nothig	Dec 12, 2011 9:48 AM
27	Better facilities	Dec 9, 2011 3:23 PM
2.		
1	Different Vendors on campus	Aug 21, 2012 1:47 PM
3	improve parking/ offer temporary parking for online courses or courses that have mixed assembly	Jan 25, 2012 4:06 PM
4	Speed of feedback	Jan 13, 2012 3:18 PM
5	Staff to answer the phone in offices after being transferred from One Stop Shop.	Jan 13, 2012 2:41 PM
6	N/A	Jan 12, 2012 5:10 PM
7	more online classes available especially for specific majors	Jan 11, 2012 10:45 AM
8	Clear requirements from advisors	Jan 11, 2012 10:11 AM
9	n.a	Jan 10, 2012 3:12 PM
10	I would like to have an easier time getting information	Jan 10, 2012 1:57 PM

**Page 2, Q18. If you could change two things about KSU, what would they be?**

11	MORE parking for commuters.	Jan 10, 2012 12:30 PM
12	the way ASB is run	Jan 6, 2012 10:49 AM
13	wouldn't change anything else	Jan 4, 2012 9:51 AM
14	Books were sometimes not available.	Dec 21, 2011 1:36 PM
15	clearer methodology for completing tasks on campus	Dec 20, 2011 3:42 PM
16	the unversity professionalism	Dec 16, 2011 2:46 PM
17	Qualified Professors that still care about students	Dec 16, 2011 2:36 PM
18	N/A	Dec 16, 2011 2:01 PM
19	the competency of the workers in ASB	Dec 16, 2011 12:32 PM
20	Increase the speed of communication between staff and students	Dec 15, 2011 3:12 PM
21	Classes will be more hands on instead of just lectures	Dec 14, 2011 1:33 PM
24	have more time to make friends	Dec 12, 2011 12:41 PM
25	Professors being more strict on students to complete their work.	Dec 12, 2011 11:10 AM
27	More advanced technology	Dec 9, 2011 3:23 PM



Page 2, Q19. Identify two things about KSU that makes it unique compared to other colleges and universities

1.

1	Size	Aug 21, 2012 1:47 PM
2	caring teachers and faculty	Feb 16, 2012 3:23 PM
3	Size	Jan 13, 2012 3:18 PM
4	The flexibility of online courses that are offered.	Jan 13, 2012 2:41 PM
5	the relationship you build with your teachers	Jan 12, 2012 5:10 PM
6	small community feeling	Jan 11, 2012 10:45 AM
7	Small and friendly	Jan 11, 2012 10:11 AM
8	hbcu	Jan 10, 2012 3:12 PM
9	Local	Jan 10, 2012 1:57 PM
10	Diversity.	Jan 10, 2012 12:30 PM
11	the bond of friendship i gained was like no other	Jan 6, 2012 10:49 AM
12	Psychology online program	Jan 4, 2012 9:51 AM
13	Friendliness of staff and .	Dec 21, 2011 1:36 PM
14	small campus	Dec 20, 2011 3:42 PM
15	its a family and everyone cares about each other	Dec 16, 2011 2:46 PM
16	Diversity	Dec 16, 2011 2:36 PM
17	Its size	Dec 16, 2011 2:01 PM
18	It is an incredibly personal college. The professors truly take an interest in their students.	Dec 16, 2011 12:32 PM

**Page 2, Q19. Identify two things about KSU that makes it unique compared to other colleges and universities**

19	The diversity among students and staff	Dec 15, 2011 3:12 PM
20	Supporting Faculty	Dec 14, 2011 1:33 PM
21	Caring Faculty	Dec 14, 2011 10:49 AM
22	The diversity	Dec 12, 2011 12:45 PM
23	smaller class setting	Dec 12, 2011 12:41 PM
24	Developed and personal science faculty/staff.	Dec 12, 2011 11:10 AM
25	small	Dec 12, 2011 9:48 AM
26	?	Dec 9, 2011 3:23 PM
2.		
1	n/a	Aug 21, 2012 1:47 PM
3	Location	Jan 13, 2012 3:18 PM
4	The degrees offered are a wider variety than most other liberal arts colleges or universities.	Jan 13, 2012 2:41 PM
5	small class sizes	Jan 12, 2012 5:10 PM
6	very diverse even though it's historically black university	Jan 11, 2012 10:45 AM
7	Caters to non-traditional students	Jan 11, 2012 10:11 AM
9	laid back	Jan 10, 2012 1:57 PM
10	Close to MY home.	Jan 10, 2012 12:30 PM
11	small environment	Jan 6, 2012 10:49 AM
13	Cultural diversity is amazing.	Dec 21, 2011 1:36 PM



**Page 2, Q19. Identify two things about KSU that makes it unique compared to other colleges and universities**

15	the friends you will have for a life time	Dec 16, 2011 2:46 PM
16	Students ability to coexist and unify	Dec 16, 2011 2:36 PM
17	The diversity within the college	Dec 16, 2011 2:01 PM
18	If you are willing to work hard to truly, the faculty is willing to work hard to truly teach.	Dec 16, 2011 12:32 PM
19	The wide variety of specilizations in the areas of study	Dec 15, 2011 3:12 PM
20	Lets you achieve things that you believe	Dec 14, 2011 1:33 PM
22	Homelike atmosphere	Dec 12, 2011 12:45 PM
23	Instructors easy to understand	Dec 12, 2011 12:41 PM
24	Ease for students to personally meet with professors	Dec 12, 2011 11:10 AM
25	everyting is walking disstance	Dec 12, 2011 9:48 AM
26	?	Dec 9, 2011 3:23 PM

**Page 3, Q27. Please provide comments you think necessary to improve KSU in the future**

1	Better communication with off-campus online only students to improve the experience overall for those students.	Jan 13, 2012 2:42 PM
2	Dealing with the offices in ASB, I often found it very difficult to get an answer over a simple question while having to go through many different people that should have the knowledge of their department. Also, in many instances I would try and contact an individual and I never received a response. That has happened numerous amounts of times, especially about scholarships.	Jan 12, 2012 5:12 PM
3	I struggled here, not with my classes but with the administrative back end. It should not be as difficult as it is here to navigate through your education. I think that I could have graduated at least a year or two earlier if properly advised and guided.	Jan 10, 2012 2:01 PM
4	There seems to be a disconnect between students and administration. Improve communication and efficiency.	Jan 10, 2012 12:33 PM
5	I say I would not recommend students to come to KSU depending on their major. Some majors do very well here but others are lacking. Until all Departments are up to par I can't say that I would recommend KSU as the school for higher education.	Dec 16, 2011 2:39 PM
6	I have enjoyed my time as a student here at KSU. Really, the only problems I've ever encountered at this facility are with the workers in ASB (mainly financial aid, the bursar's office, and the registrar's office). It would really just make it so much easier on students--and would make it a much more enjoyable place to learn--if these offices had better attitudes and a higher level of competency when it came to doing their jobs.	Dec 16, 2011 12:36 PM
7	None	Dec 12, 2011 12:43 PM