

Graduating Survey - December 2011



1. Student ID (OPTIONAL) This is for verification only. We will not release your ID to anyone or any department. The purpose of ID here is to verify that you have taken this survey and will clear you off of the graduation checkout required from the Office of Research and Effectiveness.

	100	101
=	34.3% (12)	65.7% (23)

	0	1	2	3	4	5	6	7	8	9
=	14.3% (5)	20.0% (7)	11.4% (4)	14.3% (5)	17.1% (6)	14.3% (5)	5.7% (2)	0.0% (0)	0.0% (0)	2.9% (1)

	0	1	2	3	4	5	6	7	8	9
=	2.9% (1)	14.3% (5)	14.3% (5)	8.6% (3)	5.7% (2)	8.6% (3)	8.6% (3)	17.1% (6)	5.7% (2)	14.3% (5)

	0	1	2	3	4	5	6	7	8	9
=	17.1% (6)	8.6% (3)	5.7% (2)	5.7% (2)	11.4% (4)	17.1% (6)	8.6% (3)	11.4% (4)	2.9% (1)	11.4% (5)



	0	1	2	3	4	5	6	7	8	9
=	2.9% (1)	11.4% (4)	8.6% (3)	14.3% (5)	8.6% (3)	0.0% (0)	8.6% (3)	20.0% (7)	8.6% (3)	17.1%

	0	1	2	3	4	5	6	7	8	9
=	20.0% (7)	8.6% (3)	8.6% (3)	8.6% (3)	14.3% (5)	11.4% (4)	2.9% (1)	0.0% (0)	14.3% (5)	11.4%





answered ques

skipped ques



2. Select category that describes your gender

		Response Percent	Response Count
Female		58.1%	25
Male		41.9%	18
answered question			43
skipped question			0



3. Select category that describes your ethnicity

		Response Percent	Response Count
Black/Non Hispanic		30.2%	13
White/Non-Hispanic		65.1%	28
Asian/Pacific Islander		2.3%	1
Native American (American Indian, Alaskan, Hawaiian)		0.0%	0
Hispanic		2.3%	1
Other (please specify)		0.0%	0
		answered question	43
		skipped question	0



4. Select category that describes your current age

		Response Percent	Response Count
16 years old and younger		0.0%	0
17-20 years old		0.0%	0
21-24 years old		37.2%	16
25 years old and older		62.8%	27
		answered question	43
		skipped question	0




5. Select category that describes your residence classification at the time you enrolled at KSU

		Response Percent	Response Count
In-state student		83.7%	36
Out-of-state student		16.3%	7
International student		0.0%	0
		answered question	43
		skipped question	0



6. Where will you live after graduation?

		Response Percent	Response Count
Kentucky		86.0%	37
Other State		14.0%	6
Foreign Country		0.0%	0
		answered question	43
		skipped question	0





7. What was your student classification when you first enrolled at KSU?

		Response Percent	Response Count
Freshman		41.9%	18
Transfer Student		37.2%	16
Graduate Student		20.9%	9
		answered question	43
		skipped question	0



8. What was your major(s) at the KSU?

		Response Percent	Response Count
First major:		100.0%	43
Second major:		11.6%	5
		answered question	43
		skipped question	0



9. What was your overall GPA?

		Response Percent	Response Count
3.51-4.00		44.2%	19
3.01-3.50		37.2%	16
2.51-3.00		14.0%	6
2.00-2.50		4.7%	2
		answered question	43
		skipped question	0



10. Did either of your parents attend KSU?

		Response Percent	Response Count
Yes		11.6%	5
No		88.4%	38
I don't know		0.0%	0
		answered question	43
		skipped question	0




11. Did any of your sibling or relatives attend KSU?

		Response Percent	Response Count
No		88.4%	38
I don't know		0.0%	0
Yes (please specify)		11.6%	5
		answered question	43
		skipped question	0

12. What degree(s) did you earn from KSU this year?

		Response Percent	Response Count
Associate		0.0%	0
Baccalaureate		72.1%	31
Master		27.9%	12
answered question			43
skipped question			0

13. What is MOST LIKELY to be your PRINCIPAL activity upon graduation?

		Response Percent	Response Count
Employment		76.2%	32
Starting or raising a family		0.0%	0
Military service		0.0%	0
Volunteer activity (e.g., Peace Corps)		0.0%	0
Undergraduate Study/Degree		0.0%	0
Graduate Study/Degree		21.4%	9
Other		2.4%	1
answered question			42
skipped question			1

14. Indicate how effective your education at KSU has been in enabling you to do the following

	Very Effective	Effective	Ineffective	Very Ineffective	N/A	Response Count
Analyze written arguments	26.2% (11)	66.7% (28)	4.8% (2)	0.0% (0)	2.4% (1)	42
Appreciate other cultures	42.9% (18)	52.4% (22)	2.4% (1)	0.0% (0)	2.4% (1)	42
Appreciate diversity	48.8% (20)	46.3% (19)	4.9% (2)	0.0% (0)	0.0% (0)	41
Communicate effectively	35.7% (15)	57.1% (24)	7.1% (3)	0.0% (0)	0.0% (0)	42
Broaden your intellectual interests	52.4% (22)	45.2% (19)	2.4% (1)	0.0% (0)	0.0% (0)	42
Develop your leadership skills	52.4% (22)	45.2% (19)	2.4% (1)	0.0% (0)	0.0% (0)	42
Improve your ability to make decisions	45.2% (19)	52.4% (22)	2.4% (1)	0.0% (0)	0.0% (0)	42
Increase your self confidence	50.0% (21)	50.0% (21)	0.0% (0)	0.0% (0)	0.0% (0)	42
Reason mathematically	23.8% (10)	57.1% (24)	14.3% (6)	2.4% (1)	2.4% (1)	42
Respect different points of view	50.0% (21)	47.6% (20)	2.4% (1)	0.0% (0)	0.0% (0)	42
Set personal priorities	42.9% (18)	54.8% (23)	2.4% (1)	0.0% (0)	0.0% (0)	42
Speak to groups	40.5% (17)	50.0% (21)	7.1% (3)	0.0% (0)	2.4% (1)	42
Think independently	47.6% (20)	50.0% (21)	2.4% (1)	0.0% (0)	0.0% (0)	42
Understand scientific ideas	34.1% (14)	48.8% (20)	12.2% (5)	0.0% (0)	4.9% (2)	41
Utilize information technology	34.1% (14)	61.0% (25)	4.9% (2)	0.0% (0)	0.0% (0)	41
Write clearly	31.7% (13)	63.4% (26)	4.9% (2)	0.0% (0)	0.0% (0)	41

answered question 42





skipped question 1

15. Indicate your level of satisfaction with the following aspects of your education at KSU




	Very Satisfied	Satisfied	Dissatisfied	Very Dissatisfied	N/A	Response Count
Quality of courses in your Liberal Studies requirements	28.6% (12)	54.8% (23)	4.8% (2)	0.0% (0)	11.9% (5)	42
Quality of courses required by your major	47.6% (20)	42.9% (18)	4.8% (2)	0.0% (0)	4.8% (2)	42
Availability of courses in your Liberal Studies requirements	35.7% (15)	45.2% (19)	7.1% (3)	0.0% (0)	11.9% (5)	42
Availability of courses required by your major	47.6% (20)	45.2% (19)	4.8% (2)	0.0% (0)	2.4% (1)	42
Availability of elective courses	31.7% (13)	58.5% (24)	7.3% (3)	0.0% (0)	2.4% (1)	41
Quality of career advising by faculty/advisor	28.6% (12)	64.3% (27)	4.8% (2)	0.0% (0)	2.4% (1)	42
Quality of career advising by the career services office	19.0% (8)	50.0% (21)	16.7% (7)	0.0% (0)	14.3% (6)	42
Quality of preparation for employment	33.3% (14)	50.0% (21)	9.5% (4)	0.0% (0)	7.1% (3)	42
Quality of preparation for graduate or professional school	31.0% (13)	47.6% (20)	9.5% (4)	0.0% (0)	11.9% (5)	42
Quality of instruction by faculty in						

your Liberal Studies requirement courses	23.8% (10)	50.0% (21)	11.9% (5)	0.0% (0)	14.3% (6)	42
Quality of instruction by faculty in your major	38.1% (16)	57.1% (24)	4.8% (2)	0.0% (0)	0.0% (0)	42
Quality of instruction by KSU tutors	23.8% (10)	35.7% (15)	0.0% (0)	0.0% (0)	40.5% (17)	42
answered question						42
skipped question						1



16. How long has it taken you to earn your degree?

		Response Percent	Response Count
2 years or less		28.6%	12
3-4 years		40.5%	17
5-6 years		19.0%	8
More than 6 years		11.9%	5
answered question			42
skipped question			1



17. The period to complete your degree was....

		Response Percent	Response Count
As long as I expected		71.4%	30
A little longer than I expected		16.7%	7
Much longer than I expected		11.9%	5
		answered question	42
		skipped question	1





18. If you could change two things about KSU, what would they be?

		Response Percent	Response Count
1.		100.0%	36
2.		80.6%	29
		answered question	36
		skipped question	7

19. Identify two things about KSU that makes it unique compared to other colleges and universities

		Response Percent	Response Count
1.		100.0%	35
2.		80.0%	28
		answered question	35
		skipped question	8

20. What is the highest degree you plan to achieve?

		Response Percent	Response Count
Associate degree		0.0%	0
Bachelor degree		9.5%	4
Master degree		54.8%	23
Doctoral degree		31.0%	13
First professional degree (e.g., medical doctor, lawyer)		4.8%	2
Other (please specify)		0.0%	0
		answered question	42
		skipped question	1

21. Indicate your level of satisfaction with the following programs and services at KSU

	Very Satisfied	Satisfied	Dissatisfied	Very Dissatisfied	N/A	Response Count
Advising	19.5% (8)	65.9% (27)	9.8% (4)	2.4% (1)	2.4% (1)	41
Athletic programs	9.8% (4)	29.3% (12)	2.4% (1)	0.0% (0)	58.5% (24)	41
Athletic facilities	7.5% (3)	30.0% (12)	2.5% (1)	0.0% (0)	60.0% (24)	40
Bookstore hours	11.9% (5)	64.3% (27)	7.1% (3)	2.4% (1)	14.3% (6)	42
Career counseling services	11.9% (5)	38.1% (16)	9.5% (4)	0.0% (0)	40.5% (17)	42
Classroom facilities	14.3% (6)	66.7% (28)	4.8% (2)	2.4% (1)	11.9% (5)	42
Computer Center's services	19.0% (8)	52.4% (22)	2.4% (1)	0.0% (0)	26.2% (11)	42
Computer labs	19.0% (8)	52.4% (22)	2.4% (1)	0.0% (0)	26.2% (11)	42
Computer lab hours	17.5% (7)	45.0% (18)	7.5% (3)	0.0% (0)	30.0% (12)	40
Counseling services	9.5% (4)	50.0% (21)	4.8% (2)	2.4% (1)	33.3% (14)	42
Financial aid availability	14.3% (6)	57.1% (24)	9.5% (4)	7.1% (3)	11.9% (5)	42
Financial aid services	7.1% (3)	54.8% (23)	16.7% (7)	9.5% (4)	11.9% (5)	42
Food services	7.3% (3)	43.9% (18)	0.0% (0)	0.0% (0)	48.8% (20)	41
Library holdings (books, journals, magazine, etc.)	14.6% (6)	43.9% (18)	12.2% (5)	0.0% (0)	29.3% (12)	41
Library hours	11.9% (5)	57.1% (24)	7.1% (3)	0.0% (0)	23.8% (10)	42
Quality of food	9.5% (4)	40.5% (17)	2.4% (1)	0.0% (0)	47.6% (20)	42





Registrar's office	12.2% (5)	73.2% (30)	7.3% (3)	7.3% (3)	0.0% (0)	41
Residence halls	9.5% (4)	26.2% (11)	7.1% (3)	0.0% (0)	57.1% (24)	42
Student government	14.3% (6)	35.7% (15)	2.4% (1)	0.0% (0)	47.6% (20)	42
Student activities	11.9% (5)	42.9% (18)	4.8% (2)	0.0% (0)	40.5% (17)	42
Tutoring services	14.3% (6)	31.0% (13)	2.4% (1)	0.0% (0)	52.4% (22)	42
answered question						42
skipped question						1

22. Indicate your level of satisfaction with the following aspects of your education at KSU




	Very Satisfied	Satisfied	Dissatisfied	Very Dissatisfied	N/A	Response Count
Quality of academic advising before you declared a major	19.0% (8)	61.9% (26)	7.1% (3)	2.4% (1)	9.5% (4)	42
Quality of academic advising in your major	28.6% (12)	64.3% (27)	4.8% (2)	0.0% (0)	2.4% (1)	42
Accessibility of advisors before you declared a major	16.7% (7)	57.1% (24)	11.9% (5)	2.4% (1)	11.9% (5)	42
Accessibility of advisors in your major	33.3% (14)	59.5% (25)	4.8% (2)	0.0% (0)	2.4% (1)	42
Responsiveness to student concerns by your Dean's office	21.4% (9)	45.2% (19)	0.0% (0)	0.0% (0)	33.3% (14)	42
Responsiveness to student concerns by your departmental office	21.4% (9)	52.4% (22)	4.8% (2)	0.0% (0)	21.4% (9)	42
Responsiveness to student concerns by the office of student affairs	14.3% (6)	45.2% (19)	4.8% (2)	0.0% (0)	35.7% (15)	42
Responsiveness to student concerns by the provost's office	16.7% (7)	38.1% (16)	0.0% (0)	0.0% (0)	45.2% (19)	42
Responsiveness to student concerns by the registrar's office	21.4% (9)	57.1% (24)	7.1% (3)	7.1% (3)	7.1% (3)	42
Responsiveness to student concerns by the bursar's office	19.0% (8)	61.9% (26)	4.8% (2)	4.8% (2)	9.5% (4)	42

Responsiveness to student concerns by the financial aid office	16.7% (7)	50.0% (21)	11.9% (5)	7.1% (3)	14.3% (6)	42
Responsiveness to student concerns by the library staff	14.3% (6)	47.6% (20)	0.0% (0)	0.0% (0)	38.1% (16)	42
Responsiveness to student concerns by the food service staff	14.3% (6)	38.1% (16)	2.4% (1)	0.0% (0)	45.2% (19)	42
Responsiveness to student concerns by the security staff	16.7% (7)	40.5% (17)	7.1% (3)	0.0% (0)	35.7% (15)	42
Responsiveness of security staff to emergency telephone calls	11.9% (5)	35.7% (15)	2.4% (1)	0.0% (0)	50.0% (21)	42
answered question						42
skipped question						1



23. Would you continue your education at KSU?

		Response Percent	Response Count
Yes		50.0%	21
No, I'd prefer other Institution		19.0%	8
No, I have achieved my highest degree		21.4%	9
I don't know		9.5%	4
answered question			42
skipped question			1




24. Is KSU a good value for the education that student receive?

		Response Percent	Response Count
Yes		88.1%	37
No		4.8%	2
I don't know		7.1%	3
answered question			42
skipped question			1

25. Will you recommend KSU to other students?

		Response Percent	Response Count
Yes		95.2%	40
No		4.8%	2
answered question			42
skipped question			1

26. Overall, how satisfied have you been with your education at the Kentucky State University?

		Response Percent	Response Count
Very Satisfied		40.5%	17
Satisfied		52.4%	22
Dissatisfied		7.1%	3
Very Dissatisfied		0.0%	0
answered question			42
skipped question			1

27. Please provide comments you think necessary to improve KSU in the future

	Response Count
	10
answered question	10
skipped question	33

Page 1, Q8. What was your major(s) at the KSU?

First major:

1	Psychology	Aug 21, 2012 1:45 PM
2	Masters of Public Administration	Mar 1, 2012 1:21 PM
3	Nursing	Feb 16, 2012 3:22 PM
4	nursing	Jan 25, 2012 3:59 PM
5	Business Administration	Jan 13, 2012 3:14 PM
6	Public Administration	Jan 13, 2012 2:36 PM
7	Accounting	Jan 12, 2012 5:06 PM
8	Masters in Special Education	Jan 12, 2012 11:32 AM
9	IECE	Jan 11, 2012 10:42 AM
10	Business Administration	Jan 11, 2012 10:08 AM
11	Early Childhood Edu	Jan 10, 2012 3:10 PM
12	Applied Information Technology/Web Development	Jan 10, 2012 1:52 PM
13	Business Administration	Jan 10, 2012 12:26 PM
14	Business	Jan 6, 2012 10:44 AM
15	Special Education	Jan 5, 2012 12:10 PM
16	Psychology	Jan 4, 2012 9:47 AM
17	Computer Science	Jan 3, 2012 2:09 PM
18	Child Development and Family Relations	Dec 21, 2011 1:30 PM

Page 1, Q8. What was your major(s) at the KSU?

19	Elementary Education	Dec 21, 2011 10:23 AM
20	computer science	Dec 20, 2011 3:38 PM
21	Business Magement	Dec 16, 2011 4:48 PM
22	Comoputer sciences	Dec 16, 2011 3:25 PM
23	social work	Dec 16, 2011 2:43 PM
24	Health and Physical Education (Teaching)	Dec 16, 2011 2:32 PM
25	Computer Science	Dec 16, 2011 2:27 PM
26	Web Development and Design	Dec 16, 2011 1:57 PM
27	English	Dec 16, 2011 12:26 PM
28	Business MGT.	Dec 16, 2011 12:06 PM
29	Business Administration	Dec 15, 2011 3:09 PM
30	Master of Art in Special Education	Dec 15, 2011 1:15 PM
31	Special Education w/ LBD	Dec 14, 2011 4:55 PM
32	Environmental Studies	Dec 14, 2011 4:30 PM
33	Business Administration - Marketing	Dec 14, 2011 1:26 PM
34	Computer science	Dec 14, 2011 11:48 AM
35	Masters of Public Administration	Dec 14, 2011 11:25 AM
36	Biology	Dec 14, 2011 10:42 AM
37	Elementary Education	Dec 12, 2011 12:46 PM

Page 1, Q8. What was your major(s) at the KSU?

38	Elementary Education	Dec 12, 2011 12:41 PM
39	Appiled Information Technology Web option	Dec 12, 2011 12:37 PM
40	Biology	Dec 12, 2011 11:06 AM
41	computer science information technology	Dec 12, 2011 9:45 AM
42	ADN	Dec 9, 2011 3:21 PM
43	Nursing	Dec 7, 2011 5:07 PM
Second major:		
9	Family Studies/Child Development	Jan 11, 2012 10:42 AM
14	Mass Communications	Jan 6, 2012 10:44 AM
17	Information Technology	Jan 3, 2012 2:09 PM
39	None	Dec 12, 2011 12:37 PM
42	BSN	Dec 9, 2011 3:21 PM

Page 1, Q11. Did any of your sibling or relatives attend KSU?

1	Brother and Sister	Jan 13, 2012 3:14 PM
2	in-laws	Jan 11, 2012 10:42 AM
3	Brother	Jan 10, 2012 1:52 PM
4	Cousin-Nicole Casey, Mother-Martie Kupchinsky	Dec 15, 2011 3:09 PM
5	brother, aunt	Dec 14, 2011 10:42 AM

Page 2, Q18. If you could change two things about KSU, what would they be?

1.

1	Discounts for Students	Aug 21, 2012 1:47 PM
2	Communication with students needs to improve	Mar 1, 2012 1:24 PM
3	nothing	Feb 16, 2012 3:23 PM
4	availability of liberal study courses	Jan 25, 2012 4:06 PM
5	Communication	Jan 13, 2012 3:18 PM
6	Better communication among staff/instructors with off-campus online students.	Jan 13, 2012 2:41 PM
7	receiving information from one person rather than fighting through ten different people	Jan 12, 2012 5:10 PM
8	technical issues with financial aid	Jan 12, 2012 11:35 AM
9	increased professionalism among staff that speaks directly with students; too many times staff pass the buck to someone else and nothing gets done or student isn't helped properly	Jan 11, 2012 10:45 AM
10	Parking	Jan 11, 2012 10:11 AM
11	n.a	Jan 10, 2012 3:12 PM
12	I would like things to be more organized	Jan 10, 2012 1:57 PM
13	Communication between administrative branch- financial aid office.	Jan 10, 2012 12:30 PM
14	The way career services building would reach out to seniors in a better way	Jan 6, 2012 10:49 AM
15	the quality of instruction	Jan 5, 2012 12:16 PM
16	communication for online students	Jan 4, 2012 9:51 AM
17	Improve career developing	Jan 3, 2012 2:14 PM
18	It is sometimes difficult to reach cashiers office.	Dec 21, 2011 1:36 PM

Page 2, Q18. If you could change two things about KSU, what would they be?

19	communication between departments and students	Dec 20, 2011 3:42 PM
20	the professors	Dec 16, 2011 2:46 PM
21	The communication between students and departments	Dec 16, 2011 2:36 PM
22	Make the registartion process easier	Dec 16, 2011 2:30 PM
23	The ability to get in touch the staff about specific classes.	Dec 16, 2011 2:01 PM
24	the overall attitude of the workers in ASB	Dec 16, 2011 12:32 PM
25	Waive graduation fees	Dec 16, 2011 12:09 PM
26	To have a class on professionalism in the workplace	Dec 15, 2011 3:12 PM
27	Improve the heating and cooling systems in buildings.	Dec 14, 2011 4:37 PM
28	A student with a grade of D would not have to retake a course	Dec 14, 2011 1:33 PM
29	Personel skills	Dec 14, 2011 11:50 AM
30	parking	Dec 14, 2011 11:28 AM
31	N/A	Dec 14, 2011 10:49 AM
32	Involving commuter students more on campus.	Dec 12, 2011 12:45 PM
33	Get time to be more involved	Dec 12, 2011 12:41 PM
34	Decrease Liberal Studies Requirements	Dec 12, 2011 11:10 AM
35	nothig	Dec 12, 2011 9:48 AM
36	Better facilities	Dec 9, 2011 3:23 PM

Page 2, Q18. If you could change two things about KSU, what would they be?

1	Different Vendors on campus	Aug 21, 2012 1:47 PM
2	Handling offinancial responsibilities needs to improve	Mar 1, 2012 1:24 PM
4	improve parking/ offer temporary parking for online courses or courses that have mixed assembly	Jan 25, 2012 4:06 PM
5	Speed of feedback	Jan 13, 2012 3:18 PM
6	Staff to answer the phone in offices after being transferred from One Stop Shop.	Jan 13, 2012 2:41 PM
7	N/A	Jan 12, 2012 5:10 PM
9	more online classes available especially for specific majors	Jan 11, 2012 10:45 AM
10	Clear requirements from advisors	Jan 11, 2012 10:11 AM
11	n.a	Jan 10, 2012 3:12 PM
12	I would like to have an easier time getting information	Jan 10, 2012 1:57 PM
13	MORE parking for commuters.	Jan 10, 2012 12:30 PM
14	the way ASB is run	Jan 6, 2012 10:49 AM
15	availability of faculty to students	Jan 5, 2012 12:16 PM
16	wouldn't change anything else	Jan 4, 2012 9:51 AM
17	Improve libraries for research	Jan 3, 2012 2:14 PM
18	Books were sometimes not available.	Dec 21, 2011 1:36 PM
19	clearer methodology for completing tasks on campus	Dec 20, 2011 3:42 PM
20	the unversity professionalism	Dec 16, 2011 2:46 PM
21	Qualified Professors that still care about students	Dec 16, 2011 2:36 PM

Page 2, Q18. If you could change two things about KSU, what would they be?

22	Make the payment of bills easier	Dec 16, 2011 2:30 PM
23	N/A	Dec 16, 2011 2:01 PM
24	the competency of the workers in ASB	Dec 16, 2011 12:32 PM
25	switchboard operator never answers phone	Dec 16, 2011 12:09 PM
26	Increase the speed of communication between staff and students	Dec 15, 2011 3:12 PM
27	Offer more graduate programs.	Dec 14, 2011 4:37 PM
28	Classes will be more hands on instead of just lectures	Dec 14, 2011 1:33 PM
33	have more time to make friends	Dec 12, 2011 12:41 PM
34	Professors being more strict on students to complete their work.	Dec 12, 2011 11:10 AM
36	More advanced technology	Dec 9, 2011 3:23 PM

Page 2, Q19. Identify two things about KSU that makes it unique compared to other colleges and universities

1.

1	Size	Aug 21, 2012 1:47 PM
2	The family atmosphere	Mar 1, 2012 1:24 PM
3	caring teachers and faculty	Feb 16, 2012 3:23 PM
4	Size	Jan 13, 2012 3:18 PM
5	The flexibility of online courses that are offered.	Jan 13, 2012 2:41 PM
6	the relationship you build with your teachers	Jan 12, 2012 5:10 PM
7	friendly	Jan 12, 2012 11:35 AM
8	small community feeling	Jan 11, 2012 10:45 AM
9	Small and friendly	Jan 11, 2012 10:11 AM
10	hbcu	Jan 10, 2012 3:12 PM
11	Local	Jan 10, 2012 1:57 PM
12	Diversity.	Jan 10, 2012 12:30 PM
13	the bond of friendship i gained was like no other	Jan 6, 2012 10:49 AM
14	poor communication between campus departments	Jan 5, 2012 12:16 PM
15	Psychology online program	Jan 4, 2012 9:51 AM
16	Nice computer science environment	Jan 3, 2012 2:14 PM
17	Friendliness of staff and .	Dec 21, 2011 1:36 PM
18	small campus	Dec 20, 2011 3:42 PM

Page 2, Q19. Identify two things about KSU that makes it unique compared to other colleges and universities

19	its a family and everyone cares about each other	Dec 16, 2011 2:46 PM
20	Diversity	Dec 16, 2011 2:36 PM
21	In my home town	Dec 16, 2011 2:30 PM
22	Its size	Dec 16, 2011 2:01 PM
23	It is an incredibly personal college. The professors truly take an interest in their students.	Dec 16, 2011 12:32 PM
24	Much diversity	Dec 16, 2011 12:09 PM
25	The diversity among students and staff	Dec 15, 2011 3:12 PM
26	Close to me	Dec 14, 2011 4:57 PM
27	Availability of Faculty	Dec 14, 2011 4:37 PM
28	Supporting Faculty	Dec 14, 2011 1:33 PM
29	Quality education	Dec 14, 2011 11:28 AM
30	Caring Faculty	Dec 14, 2011 10:49 AM
31	The diversity	Dec 12, 2011 12:45 PM
32	smaller class setting	Dec 12, 2011 12:41 PM
33	Developed and personal science faculty/staff.	Dec 12, 2011 11:10 AM
34	small	Dec 12, 2011 9:48 AM
35	?	Dec 9, 2011 3:23 PM
2.		
1	n/a	Aug 21, 2012 1:47 PM

Page 2, Q19. Identify two things about KSU that makes it unique compared to other colleges and universities

2	The love for each other	Mar 1, 2012 1:24 PM
4	Location	Jan 13, 2012 3:18 PM
5	The degrees offered are a wider variety than most other liberal arts colleges or universities.	Jan 13, 2012 2:41 PM
6	small class sizes	Jan 12, 2012 5:10 PM
8	very diverse even though it's historically black university	Jan 11, 2012 10:45 AM
9	Caters to non-traditional students	Jan 11, 2012 10:11 AM
11	laid back	Jan 10, 2012 1:57 PM
12	Close to MY home.	Jan 10, 2012 12:30 PM
13	small enviornment	Jan 6, 2012 10:49 AM
14	lack of organization	Jan 5, 2012 12:16 PM
16	Small group	Jan 3, 2012 2:14 PM
17	Cultural diversity is amazing.	Dec 21, 2011 1:36 PM
19	the friends you will have for a life time	Dec 16, 2011 2:46 PM
20	Students ability to coexist and unify	Dec 16, 2011 2:36 PM
21	The diversity	Dec 16, 2011 2:30 PM
22	The diversity within the college	Dec 16, 2011 2:01 PM
23	If you are willing to work hard to truly, the faculty is willing to work hard to truly teach.	Dec 16, 2011 12:32 PM
24	Genuinely caring people	Dec 16, 2011 12:09 PM
25	The wide variety of specilizations in the areas of study	Dec 15, 2011 3:12 PM

Page 2, Q19. Identify two things about KSU that makes it unique compared to other colleges and universities

27	Small Class Size	Dec 14, 2011 4:37 PM
28	Lets you achieve things that you believe	Dec 14, 2011 1:33 PM
29	Diverse courses offered	Dec 14, 2011 11:28 AM
31	Homelike atmosphere	Dec 12, 2011 12:45 PM
32	Instructors easy to understand	Dec 12, 2011 12:41 PM
33	Ease for students to personally meet with professors	Dec 12, 2011 11:10 AM
34	everyting is walking disstance	Dec 12, 2011 9:48 AM
35	?	Dec 9, 2011 3:23 PM

Page 3, Q27. Please provide comments you think necessary to improve KSU in the future

1	COntinue in promoting a familial culture for your students to have support and grow with and promote and encourage students that sare involved in athletics by improving facilities.	Mar 1, 2012 1:26 PM
2	Better communication with off-campus online only students to improve the experience overall for those students.	Jan 13, 2012 2:42 PM
3	Dealing with the offices in ASB, I often found it very difficult to get an answer over a simple question while having to go through many different people that should have the knowledge of their department. Also, in many instances I would try and contact an individual and I never received a responce. That has happend numerous amounts of times, especially about scholarships.	Jan 12, 2012 5:12 PM
4	I struggled here, not with my classes but with the administrative back end. It should not be as difficult as it is here to navigate through your education. I think that I could have graduated at least a year or two earlier if properly advised and guided.	Jan 10, 2012 2:01 PM
5	There seems to be a disconnect between students and administration. Improve communication and efficiency.	Jan 10, 2012 12:33 PM
6	Best place to get edugation	Dec 16, 2011 3:34 PM
7	I say i would not recommend students to come to KSU depending on their major. Some majors do very well here but others are lacking. Unitl all Departments are up to par I cant say that I would recommend KSU as the school for higher education.	Dec 16, 2011 2:39 PM
8	I have enjoyed my time as a student here at KSU. Really, the only problems I've ever encountered at this facility are with the workers in ASB (mainly financial aid, the bursar's office, and the registrar's office). It would really just make it so much easier on students--and would make it a much more enjoyable place to learn--if these offices had better attitudes and a higher level of competency when it came to doing their jobs.	Dec 16, 2011 12:36 PM
9	I was quite amazed with the opportunities I found at KSU. I would improve marketing efforts at high schools across the state to stress the intimate nature of the KSU experience and similarity to small private liberal arts colleges.	Dec 14, 2011 4:40 PM
10	None	Dec 12, 2011 12:43 PM