









1. Select category that describes your gender

| | | Response Percent | Response Count |
|--------|--|---------------------|-------------------|
| Female |  | 73.7% | 28 |
| Male |  | 26.3% | 10 |
| | | answered question | 38 |
| | | skipped question | 0 |




2. Select category that describes your ethnicity

| | | Response Percent | Response Count |
|---|--|--------------------------|-------------------|
| Black/Non Hispanic |  | 39.5% | 15 |
| White/Non-Hispanic |  | 57.9% | 22 |
| Asian/Pacific Islander |  | 2.6% | 1 |
| Native American (American Indian, Alaskan, Hawaiian) | | 0.0% | 0 |
| Hispanic | | 0.0% | 0 |
| Other (please specify) | | 0.0% | 0 |
| | | answered question | 38 |
| | | skipped question | 0 |



3. Select category that describes your current age

| | | Response Percent | Response Count |
|--------------------------|--|--------------------------|----------------|
| 16 years old and younger | | 0.0% | 0 |
| 17-20 years old |  | 2.6% | 1 |
| 21-24 years old |  | 50.0% | 19 |
| 25 years old and older |  | 47.4% | 18 |
| | | answered question | 38 |
| | | skipped question | 0 |




4. Select category that describes your residence classification at the time you enrolled at KSU

| | | Response Percent | Response Count |
|-------------------------|--|--------------------------|----------------|
| In-state student |  | 76.3% | 29 |
| Out-of-state student |  | 18.4% | 7 |
| International student |  | 5.3% | 2 |
| | | answered question | 38 |
| | | skipped question | 0 |



5. Where will you live after graduation?

| | | Response Percent | Response Count |
|-----------------|--|--------------------------|----------------|
| Kentucky |  | 86.8% | 33 |
| Other State |  | 13.2% | 5 |
| Foreign Country | | 0.0% | 0 |
| | | answered question | 38 |
| | | skipped question | 0 |




6. What was your student classification when you first enrolled at KSU?

| | | Response Percent | Response Count |
|------------------|---|--------------------------|----------------|
| Freshman |  | 57.9% | 22 |
| Transfer Student |  | 39.5% | 15 |
| Graduate Student |  | 2.6% | 1 |
| | | answered question | 38 |
| | | skipped question | 0 |



7. What was your major(s) at the KSU?

| | | Response Percent | Response Count |
|---------------|--|-------------------|----------------|
| First major: |  | 100.0% | 38 |
| Second major: |  | 18.4% | 7 |
| | | answered question | 38 |
| | | skipped question | 0 |



8. What was your overall GPA?

| | | Response Percent | Response Count |
|-----------|---|-------------------|----------------|
| 3.51-4.00 |  | 44.7% | 17 |
| 3.01-3.50 |  | 23.7% | 9 |
| 2.51-3.00 |  | 31.6% | 12 |
| 2.00-2.50 | | 0.0% | 0 |
| | | answered question | 38 |
| | | skipped question | 0 |



9. Did either of your parents attend KSU?

| | | Response Percent | Response Count |
|--------------------------|--|------------------|----------------|
| Yes |  | 7.9% | 3 |
| No |  | 92.1% | 35 |
| I don't know | | 0.0% | 0 |
| answered question | | | 38 |
| skipped question | | | 0 |





10. Did any of your sibling or relatives attend KSU?

| | | Response Percent | Response Count |
|--------------------------|---|------------------|----------------|
| No |  | 63.2% | 24 |
| I don't know | | 0.0% | 0 |
| Yes (please specify) |  | 36.8% | 14 |
| answered question | | | 38 |
| skipped question | | | 0 |

11. What degree(s) did you earn from KSU this year?

| | | Response Percent | Response Count |
|--------------------------|--|---------------------|-------------------|
| Associate |  | 2.6% | 1 |
| Baccalaureate |  | 100.0% | 38 |
| Master | | 0.0% | 0 |
| answered question | | | 38 |
| skipped question | | | 0 |

12. What is MOST LIKELY to be your PRINCIPAL activity upon graduation?

| | | Response Percent | Response Count |
|--|--|---------------------|-------------------|
| Employment |  | 57.9% | 22 |
| Starting or raising a family | | 0.0% | 0 |
| Military service | | 0.0% | 0 |
| Volunteer activity (e.g., Peace Corps) | | 0.0% | 0 |
| Undergraduate Study/Degree |  | 2.6% | 1 |
| Graduate Study/Degree |  | 36.8% | 14 |
| Other |  | 2.6% | 1 |
| answered question | | | 38 |
| skipped question | | | 0 |

13. Indicate how effective your education at KSU has been in enabling you to do the following

| | Very Effective | Effective | Ineffective | Very Ineffective | N/A | Response Count |
|--|-------------------|-------------------|-------------|------------------|----------|----------------|
| Analyze written arguments | 37.8% (14) | 54.1% (20) | 5.4% (2) | 0.0% (0) | 2.7% (1) | 37 |
| Appreciate other cultures | 62.2% (23) | 37.8% (14) | 0.0% (0) | 0.0% (0) | 0.0% (0) | 37 |
| Appreciate diversity | 64.9% (24) | 35.1% (13) | 0.0% (0) | 0.0% (0) | 0.0% (0) | 37 |
| Communicate effectively | 48.6% (18) | 43.2% (16) | 8.1% (3) | 0.0% (0) | 0.0% (0) | 37 |
| Broaden your intellectual interests | 48.6% (18) | 45.9% (17) | 5.4% (2) | 0.0% (0) | 0.0% (0) | 37 |
| Develop your leadership skills | 43.2% (16) | 56.8% (21) | 0.0% (0) | 0.0% (0) | 0.0% (0) | 37 |
| Improve your ability to make decisions | 48.6% (18) | 51.4% (19) | 0.0% (0) | 0.0% (0) | 0.0% (0) | 37 |
| Increase your self confidence | 56.8% (21) | 35.1% (13) | 5.4% (2) | 0.0% (0) | 2.7% (1) | 37 |
| Reason mathematically | 27.0% (10) | 43.2% (16) | 24.3% (9) | 0.0% (0) | 5.4% (2) | 37 |
| Respect different points of view | 54.1% (20) | 40.5% (15) | 2.7% (1) | 0.0% (0) | 2.7% (1) | 37 |
| Set personal priorities | 52.8% (19) | 44.4% (16) | 2.8% (1) | 0.0% (0) | 0.0% (0) | 36 |
| Speak to groups | 43.2% (16) | 54.1% (20) | 2.7% (1) | 0.0% (0) | 0.0% (0) | 37 |
| Think independently | 54.1% (20) | 43.2% (16) | 2.7% (1) | 0.0% (0) | 0.0% (0) | 37 |
| Understand scientific ideas | 33.3% (12) | 58.3% (21) | 8.3% (3) | 0.0% (0) | 0.0% (0) | 36 |
| Utilize information technology | 51.4% (19) | 48.6% (18) | 0.0% (0) | 0.0% (0) | 0.0% (0) | 37 |
| Write clearly | 48.6% (18) | 45.9% (17) | 2.7% (1) | 0.0% (0) | 2.7% (1) | 37 |

answered question 37





skipped question 1

14. Indicate your level of satisfaction with the following aspects of your education at KSU




| | Very Satisfied | Satisfied | Dissatisfied | Very Dissatisfied | N/A | Response Count |
|--|-------------------|-------------------|--------------|-------------------|-----------|----------------|
| Quality of courses in your Liberal Studies requirements | 35.1% (13) | 59.5% (22) | 2.7% (1) | 2.7% (1) | 0.0% (0) | 37 |
| Quality of courses required by your major | 45.9% (17) | 45.9% (17) | 2.7% (1) | 5.4% (2) | 0.0% (0) | 37 |
| Availability of courses in your Liberal Studies requirements | 43.2% (16) | 48.6% (18) | 5.4% (2) | 2.7% (1) | 0.0% (0) | 37 |
| Availability of courses required by your major | 40.5% (15) | 43.2% (16) | 13.5% (5) | 2.7% (1) | 0.0% (0) | 37 |
| Availability of elective courses | 35.1% (13) | 54.1% (20) | 8.1% (3) | 0.0% (0) | 2.7% (1) | 37 |
| Quality of career advising by faculty/advisor | 35.1% (13) | 48.6% (18) | 10.8% (4) | 2.7% (1) | 2.7% (1) | 37 |
| Quality of career advising by the career services office | 21.6% (8) | 48.6% (18) | 5.4% (2) | 0.0% (0) | 24.3% (9) | 37 |
| Quality of preparation for employment | 35.1% (13) | 40.5% (15) | 16.2% (6) | 2.7% (1) | 5.4% (2) | 37 |
| Quality of preparation for graduate or professional school | 40.5% (15) | 37.8% (14) | 8.1% (3) | 5.4% (2) | 8.1% (3) | 37 |
| Quality of instruction by faculty in | | | | | | |

| | | | | | | |
|---|-------------------|-------------------|----------|----------|-----------|-----------|
| your Liberal Studies requirement courses | 40.5% (15) | 59.5% (22) | 0.0% (0) | 0.0% (0) | 0.0% (0) | 37 |
| Quality of instruction by faculty in your major | 48.6% (18) | 43.2% (16) | 5.4% (2) | 2.7% (1) | 0.0% (0) | 37 |
| Quality of instruction by KSU tutors | 37.8% (14) | 35.1% (13) | 2.7% (1) | 0.0% (0) | 24.3% (9) | 37 |
| answered question | | | | | | 37 |
| skipped question | | | | | | 1 |



15. How long has it taken you to earn your degree?

| | | Response Percent | Response Count |
|--------------------------|---|------------------|----------------|
| 2 years or less |  | 13.5% | 5 |
| 3-4 years |  | 48.6% | 18 |
| 5-6 years |  | 32.4% | 12 |
| More than 6 years |  | 5.4% | 2 |
| answered question | | | 37 |
| skipped question | | | 1 |



16. The period to complete your degree was....

| | | Response Percent | Response Count |
|---------------------------------|--|--------------------------|----------------|
| As long as I expected |  | 54.1% | 20 |
| A little longer than I expected |  | 43.2% | 16 |
| Much longer than I expected |  | 2.7% | 1 |
| | | answered question | 37 |
| | | skipped question | 1 |






17. If you could change two things about KSU, what would they be?

| | | Response Percent | Response Count |
|----|--|--------------------------|----------------|
| 1. |  | 100.0% | 32 |
| 2. |  | 87.5% | 28 |
| | | answered question | 32 |
| | | skipped question | 6 |

18. Identify two things about KSU that makes it unique compared to other colleges and universities

| | | Response Percent | Response Count |
|----|--|---------------------|-------------------|
| 1. |  | 100.0% | 34 |
| 2. |  | 91.2% | 31 |
| | | answered question | 34 |
| | | skipped question | 4 |

19. What is the highest degree you plan to achieve?

| | | Response Percent | Response Count |
|---|--|--------------------------|-------------------|
| Associate degree | | 0.0% | 0 |
| Bachelor degree |  | 21.6% | 8 |
| Master degree |  | 45.9% | 17 |
| Doctoral degree |  | 24.3% | 9 |
| First professional degree (e.g., medical doctor, lawyer) |  | 5.4% | 2 |
| Other (please specify) |  | 2.7% | 1 |
| | | answered question | 37 |
| | | skipped question | 1 |

20. Indicate your level of satisfaction with the following programs and services at KSU

| | Very Satisfied | Satisfied | Dissatisfied | Very Dissatisfied | N/A | Response Count |
|--|----------------|-------------------|--------------|-------------------|------------|----------------|
| Advising | 32.4% (12) | 51.4% (19) | 10.8% (4) | 2.7% (1) | 2.7% (1) | 37 |
| Athletic programs | 13.5% (5) | 45.9% (17) | 0.0% (0) | 0.0% (0) | 40.5% (15) | 37 |
| Athletic facilities | 10.8% (4) | 43.2% (16) | 8.1% (3) | 2.7% (1) | 35.1% (13) | 37 |
| Bookstore hours | 16.2% (6) | 70.3% (26) | 10.8% (4) | 0.0% (0) | 2.7% (1) | 37 |
| Career counseling services | 18.9% (7) | 48.6% (18) | 2.7% (1) | 0.0% (0) | 29.7% (11) | 37 |
| Classroom facilities | 16.2% (6) | 70.3% (26) | 8.1% (3) | 5.4% (2) | 0.0% (0) | 37 |
| Computer Center's services | 16.2% (6) | 62.2% (23) | 10.8% (4) | 0.0% (0) | 10.8% (4) | 37 |
| Computer labs | 21.6% (8) | 62.2% (23) | 5.4% (2) | 0.0% (0) | 10.8% (4) | 37 |
| Computer lab hours | 21.6% (8) | 54.1% (20) | 10.8% (4) | 2.7% (1) | 10.8% (4) | 37 |
| Counseling services | 13.5% (5) | 62.2% (23) | 2.7% (1) | 0.0% (0) | 21.6% (8) | 37 |
| Financial aid availability | 21.6% (8) | 54.1% (20) | 13.5% (5) | 8.1% (3) | 2.7% (1) | 37 |
| Financial aid services | 18.9% (7) | 40.5% (15) | 18.9% (7) | 16.2% (6) | 5.4% (2) | 37 |
| Food services | 10.8% (4) | 48.6% (18) | 0.0% (0) | 10.8% (4) | 29.7% (11) | 37 |
| Library holdings (books, journals, magazine, etc.) | 24.3% (9) | 54.1% (20) | 2.7% (1) | 2.7% (1) | 16.2% (6) | 37 |
| Library hours | 24.3% (9) | 51.4% (19) | 8.1% (3) | 2.7% (1) | 13.5% (5) | 37 |
| Quality of food | 8.1% (3) | 40.5% (15) | 13.5% (5) | 8.1% (3) | 29.7% (11) | 37 |





| | | | | | | |
|--------------------------|-----------|-------------------|-----------|----------|-------------------|-----------|
| Registrar's office | 18.9% (7) | 64.9% (24) | 10.8% (4) | 2.7% (1) | 2.7% (1) | 37 |
| Residence halls | 5.4% (2) | 43.2% (16) | 5.4% (2) | 0.0% (0) | 45.9% (17) | 37 |
| Student government | 18.9% (7) | 48.6% (18) | 5.4% (2) | 0.0% (0) | 27.0% (10) | 37 |
| Student activities | 13.9% (5) | 47.2% (17) | 11.1% (4) | 0.0% (0) | 27.8% (10) | 36 |
| Tutoring services | 21.6% (8) | 51.4% (19) | 0.0% (0) | 0.0% (0) | 27.0% (10) | 37 |
| answered question | | | | | | 37 |
| skipped question | | | | | | 1 |

21. Indicate your level of satisfaction with the following aspects of your education at KSU




| | Very Satisfied | Satisfied | Dissatisfied | Very Dissatisfied | N/A | Response Count |
|---|----------------|-------------------|--------------|-------------------|------------|----------------|
| Quality of academic advising before you declared a major | 27.8% (10) | 38.9% (14) | 11.1% (4) | 5.6% (2) | 16.7% (6) | 36 |
| Quality of academic advising in your major | 36.1% (13) | 50.0% (18) | 5.6% (2) | 5.6% (2) | 2.8% (1) | 36 |
| Accessibility of advisors before you declared a major | 28.6% (10) | 48.6% (17) | 5.7% (2) | 2.9% (1) | 14.3% (5) | 35 |
| Accessibility of advisors in your major | 41.7% (15) | 50.0% (18) | 5.6% (2) | 0.0% (0) | 2.8% (1) | 36 |
| Responsiveness to student concerns by your Dean's office | 30.6% (11) | 52.8% (19) | 2.8% (1) | 0.0% (0) | 13.9% (5) | 36 |
| Responsiveness to student concerns by your departmental office | 30.6% (11) | 50.0% (18) | 2.8% (1) | 0.0% (0) | 16.7% (6) | 36 |
| Responsiveness to student concerns by the office of student affairs | 22.2% (8) | 44.4% (16) | 2.8% (1) | 0.0% (0) | 30.6% (11) | 36 |
| Responsiveness to student concerns by the provost's office | 19.4% (7) | 41.7% (15) | 2.8% (1) | 2.8% (1) | 33.3% (12) | 36 |
| Responsiveness to student concerns by the registrar's office | 22.2% (8) | 52.8% (19) | 11.1% (4) | 2.8% (1) | 11.1% (4) | 36 |
| Responsiveness to student concerns by the bursar's office | 25.0% (9) | 55.6% (20) | 8.3% (3) | 0.0% (0) | 11.1% (4) | 36 |

| | | | | | | |
|--|------------|-------------------|-----------|-----------|------------|-----------|
| Responsiveness to student concerns by the financial aid office | 16.7% (6) | 47.2% (17) | 13.9% (5) | 16.7% (6) | 5.6% (2) | 36 |
| Responsiveness to student concerns by the library staff | 31.4% (11) | 51.4% (18) | 0.0% (0) | 0.0% (0) | 17.1% (6) | 35 |
| Responsiveness to student concerns by the food service staff | 16.7% (6) | 47.2% (17) | 2.8% (1) | 0.0% (0) | 33.3% (12) | 36 |
| Responsiveness to student concerns by the security staff | 17.1% (6) | 54.3% (19) | 2.9% (1) | 8.6% (3) | 17.1% (6) | 35 |
| Responsiveness of security staff to emergency telephone calls | 22.2% (8) | 41.7% (15) | 2.8% (1) | 0.0% (0) | 33.3% (12) | 36 |
| answered question | | | | | | 36 |
| skipped question | | | | | | 2 |



22. Would you continue your education at KSU?

| | | Response Percent | Response Count |
|---------------------------------------|--|------------------|----------------|
| Yes |  | 43.2% | 16 |
| No, I'd prefer other Institution |  | 21.6% | 8 |
| No, I have achieved my highest degree |  | 13.5% | 5 |
| I don't know |  | 21.6% | 8 |
| answered question | | | 37 |
| skipped question | | | 1 |




23. Is KSU a good value for the education that student receive?

| | | Response Percent | Response Count |
|-------------------|--|------------------|----------------|
| Yes |  | 83.8% | 31 |
| No |  | 8.1% | 3 |
| I don't know |  | 8.1% | 3 |
| answered question | | | 37 |
| skipped question | | | 1 |

24. Will you recommend KSU to other students?

| | | Response Percent | Response Count |
|-------------------|---|------------------|----------------|
| Yes |  | 83.8% | 31 |
| No |  | 16.2% | 6 |
| answered question | | | 37 |
| skipped question | | | 1 |

25. Overall, how satisfied have you been with your education at the Kentucky State University?

| | | Response Percent | Response Count |
|--------------------------|--|------------------|----------------|
| Very Satisfied |  | 37.8% | 14 |
| Satisfied |  | 56.8% | 21 |
| Dissatisfied |  | 5.4% | 2 |
| Very Dissatisfied | | 0.0% | 0 |
| answered question | | | 37 |
| skipped question | | | 1 |

26. Please provide comments you think necessary to improve KSU in the future

| | Response Count |
|--------------------------|----------------|
| | 17 |
| answered question | 17 |
| skipped question | 21 |

Page 1, Q7. What was your major(s) at the KSU?

First major:

| | | |
|----|---|-----------------------|
| 1 | Social Work | Mar 24, 2011 11:44 AM |
| 2 | BSN in Nursing | Mar 7, 2011 4:10 PM |
| 3 | criminal justice | Mar 1, 2011 1:41 PM |
| 4 | Social Work | Feb 25, 2011 2:56 PM |
| 5 | ADN | Jan 24, 2011 2:31 PM |
| 6 | Physical Education | Jan 20, 2011 12:00 PM |
| 7 | psychology | Jan 10, 2011 1:49 PM |
| 8 | Elementary Education K-5 | Jan 7, 2011 4:23 PM |
| 9 | ADN | Jan 7, 2011 2:11 PM |
| 10 | Interdisciplinary Early Childhood Education | Jan 7, 2011 12:17 PM |
| 11 | liberal/ genral studies focus in studio art | Jan 7, 2011 12:15 PM |
| 12 | Art | Jan 6, 2011 2:54 PM |
| 13 | Elementary Education | Jan 6, 2011 2:48 PM |
| 14 | Physical Education Non Teaching | Jan 6, 2011 1:37 PM |
| 15 | Elementary Education | Jan 6, 2011 1:26 PM |
| 16 | art | Jan 6, 2011 12:29 PM |
| 17 | ART | Jan 6, 2011 12:28 PM |
| 18 | Business Administration/ Accounting | Jan 4, 2011 1:27 PM |
| 19 | Criminal Justice | Jan 4, 2011 11:32 AM |
| 20 | Music Education | Jan 3, 2011 2:54 PM |

Page 1, Q7. What was your major(s) at the KSU?

| | | |
|---------------|--|-----------------------|
| 21 | psychology | Jan 3, 2011 2:02 PM |
| 22 | Elementary Education | Jan 3, 2011 12:56 PM |
| 23 | Psychology | Dec 21, 2010 1:05 PM |
| 24 | Nursing | Dec 21, 2010 12:37 PM |
| 25 | child development and family services | Dec 20, 2010 3:10 PM |
| 26 | English Literature | Dec 20, 2010 1:56 PM |
| 27 | Business Administration | Dec 20, 2010 9:58 AM |
| 28 | Business Administration Specialization Management | Dec 17, 2010 3:41 PM |
| 29 | Liberal Studies | Dec 17, 2010 2:04 PM |
| 30 | Criminal Justice | Dec 17, 2010 12:25 PM |
| 31 | Liberal Studies | Dec 17, 2010 12:19 PM |
| 32 | Liberal Art | Dec 17, 2010 12:16 PM |
| 33 | bsn | Dec 15, 2010 12:12 PM |
| 34 | Art Education | Dec 15, 2010 11:35 AM |
| 35 | Business Administration, Accounting Specialization | Dec 14, 2010 5:29 PM |
| 36 | Accounting | Dec 10, 2010 2:59 PM |
| 37 | Liberal Studies - General | Dec 10, 2010 11:36 AM |
| 38 | business administration | Dec 9, 2010 3:19 PM |
| Second major: | | |
| 5 | BSN | Jan 24, 2011 2:31 PM |
| 7 | child development & family relation | Jan 10, 2011 1:49 PM |

Page 1, Q7. What was your major(s) at the KSU?

| | | |
|----|--------------------|-----------------------|
| 9 | BSN | Jan 7, 2011 2:11 PM |
| 12 | marketing | Jan 6, 2011 2:54 PM |
| 14 | Atheletic Coaching | Jan 6, 2011 1:37 PM |
| 34 | N/A | Dec 15, 2010 11:35 AM |
| 38 | liberal studies | Dec 9, 2010 3:19 PM |

Page 1, Q10. Did any of your sibling or relatives attend KSU?

| | | |
|----|--------------------------------------|-----------------------|
| 1 | maeda and myra paige cousins of mine | Mar 24, 2011 11:44 AM |
| 2 | Shawnda Havard | Feb 25, 2011 2:56 PM |
| 3 | Grandmother and Aunt | Jan 20, 2011 12:00 PM |
| 4 | Carrie Ripy Chris Ripy Curtis Ripy | Jan 7, 2011 2:11 PM |
| 5 | Brandon Monroe | Jan 7, 2011 12:17 PM |
| 6 | james scott dodson | Jan 7, 2011 12:15 PM |
| 7 | Myisha Sears (mattison) sister | Jan 6, 2011 2:54 PM |
| 8 | Staci Schoenfeld | Jan 6, 2011 12:28 PM |
| 9 | Sister | Dec 21, 2010 1:05 PM |
| 10 | Tonya Tingle | Dec 21, 2010 12:37 PM |
| 11 | Amber Smith, Anndrea Smith | Dec 17, 2010 3:41 PM |
| 12 | Daughter | Dec 17, 2010 12:19 PM |
| 13 | Daughter | Dec 17, 2010 12:16 PM |

14 Brother

Dec 15, 2010 11:35 AM

Page 2, Q17. If you could change two things about KSU, what would they be?

1.

| | | |
|----|---|-----------------------|
| 1 | how students treat one another | Mar 24, 2011 11:48 AM |
| 2 | Administrative (i.e. enrollment. Financial aid, etc) would be easier to navigate | Mar 7, 2011 4:14 PM |
| 3 | more access to computers | Mar 1, 2011 1:44 PM |
| 4 | Preperation for work after graduation. More relationships with outside companies to help graduating students find job placement | Feb 25, 2011 3:04 PM |
| 5 | Friendlier service in Police and Financial Aid departments. | Jan 24, 2011 2:34 PM |
| 6 | student support towards athletics | Jan 20, 2011 12:05 PM |
| 7 | N/A | Jan 7, 2011 4:25 PM |
| 8 | to add more groups that would dealing with art and the art program | Jan 7, 2011 12:21 PM |
| 9 | More involvement for commuter students | Jan 7, 2011 12:19 PM |
| 10 | ASB faculty and their timeliness and willingness to help | Jan 6, 2011 2:59 PM |
| 11 | Organization when registering for classes | Jan 6, 2011 2:52 PM |
| 12 | the administration in the ASB building | Jan 6, 2011 1:44 PM |
| 13 | More classes offered | Jan 6, 2011 1:28 PM |
| 14 | more teachers that are qualified | Jan 6, 2011 12:33 PM |
| 15 | Community Presence | Jan 6, 2011 12:32 PM |
| 16 | Administration effectiveness | Jan 4, 2011 1:29 PM |
| 17 | The amount of parking spaces on campus | Jan 4, 2011 11:39 AM |
| 18 | Teachers | Jan 3, 2011 2:57 PM |
| 19 | parking availability for commuter students | Jan 3, 2011 2:06 PM |

Page 2, Q17. If you could change two things about KSU, what would they be?

| | | |
|----|--|-----------------------|
| 20 | Night courses for education majors | Jan 3, 2011 1:00 PM |
| 21 | Classes offered at more times during the day | Dec 21, 2010 1:07 PM |
| 22 | little more challenging | Dec 21, 2010 12:41 PM |
| 23 | The effectiveness of the Fianancial Aid office | Dec 20, 2010 2:01 PM |
| 24 | School Spirit | Dec 20, 2010 10:01 AM |
| 25 | More maintenance to fix the little things. | Dec 17, 2010 3:44 PM |
| 26 | staff competence | Dec 17, 2010 2:12 PM |
| 27 | More commuter parking | Dec 17, 2010 12:28 PM |
| 28 | Administrative hassle | Dec 15, 2010 11:40 AM |
| 29 | Quality of professors | Dec 14, 2010 5:36 PM |
| 30 | Career Services needs to be more effective | Dec 10, 2010 3:03 PM |
| 31 | cancelling of classes due to low student/teacher ratio, especially those required for concentration/majors | Dec 10, 2010 11:43 AM |
| 32 | scholarship for international students sor fair as we are same high GPA students | Dec 9, 2010 3:24 PM |
| 2. | | |
| 1 | and being better prepared for grad school in the major social work | Mar 24, 2011 11:48 AM |
| 2 | Less problems with blackboard and email access | Mar 7, 2011 4:14 PM |
| 3 | 24 hour library | Mar 1, 2011 1:44 PM |
| 4 | Better advisors, that advise from freshman year untill graduation. I have personally had advisors that had no knowledge of my major. This lead to taking classes not needed or missing a class offered only once a year. | Feb 25, 2011 3:04 PM |
| 7 | N/A | Jan 7, 2011 4:25 PM |
| 8 | to have more sales at the campus store | Jan 7, 2011 12:21 PM |

Page 2, Q17. If you could change two things about KSU, what would they be?

| | | |
|----|---|-----------------------|
| 9 | Highly qualified teachers | Jan 7, 2011 12:19 PM |
| 10 | publicity of programs offered such as the graduate incentive program | Jan 6, 2011 2:59 PM |
| 11 | More professors within the education department | Jan 6, 2011 2:52 PM |
| 12 | Parking for students | Jan 6, 2011 1:44 PM |
| 13 | More parking space | Jan 6, 2011 1:28 PM |
| 14 | more interest in the arts and art programs that are highly overlooked and underfunded | Jan 6, 2011 12:33 PM |
| 15 | Better funded art program | Jan 6, 2011 12:32 PM |
| 16 | Accounting field elective courses | Jan 4, 2011 1:29 PM |
| 17 | More foreign languages for students to study | Jan 4, 2011 11:39 AM |
| 18 | Better Music program | Jan 3, 2011 2:57 PM |
| 19 | price of books | Jan 3, 2011 2:06 PM |
| 20 | Easier financial aid verification process | Jan 3, 2011 1:00 PM |
| 21 | More variety of study | Dec 21, 2010 1:07 PM |
| 23 | Make sure commuters get information in a timely manner | Dec 20, 2010 2:01 PM |
| 25 | Cleared roads within campus when the weather is inclement. | Dec 17, 2010 3:44 PM |
| 26 | Food servings | Dec 17, 2010 2:12 PM |
| 27 | More night classes | Dec 17, 2010 12:28 PM |
| 28 | Lack of effectiveness amongst the ASB offices | Dec 15, 2010 11:40 AM |
| 29 | Availability of courses | Dec 14, 2010 5:36 PM |
| 30 | The graduate programs need to be more effective | Dec 10, 2010 3:03 PM |
| 31 | requirement of a minor (should be optional) | Dec 10, 2010 11:43 AM |

32 taking care for international student (dorm, meal, financial problems)

Dec 9, 2010 3:24 PM

Page 2, Q18. Identify two things about KSU that makes it unique compared to other colleges and universities

1.

| | | |
|----|---|-----------------------|
| 1 | homecoming | Mar 24, 2011 11:48 AM |
| 2 | small campus | Mar 7, 2011 4:14 PM |
| 3 | the home like environment | Mar 1, 2011 1:44 PM |
| 4 | the diversity | Feb 25, 2011 3:04 PM |
| 5 | family oriented | Jan 20, 2011 12:05 PM |
| 6 | small class size | Jan 10, 2011 1:53 PM |
| 7 | N/A | Jan 7, 2011 4:25 PM |
| 8 | its a small campus | Jan 7, 2011 12:21 PM |
| 9 | Diversity | Jan 7, 2011 12:19 PM |
| 10 | size | Jan 6, 2011 2:59 PM |
| 11 | The culture is very diverse | Jan 6, 2011 2:52 PM |
| 12 | its a Liberal Arts School | Jan 6, 2011 1:44 PM |
| 13 | Small classes | Jan 6, 2011 1:28 PM |
| 14 | location | Jan 6, 2011 12:33 PM |
| 15 | good size for a college community | Jan 6, 2011 12:32 PM |
| 16 | Diversity | Jan 4, 2011 1:29 PM |
| 17 | Smaller campus makes it easier to communicate with others | Jan 4, 2011 11:39 AM |
| 18 | IGS classes | Jan 3, 2011 2:57 PM |
| 19 | the diversity | Jan 3, 2011 2:06 PM |
| 20 | Small size | Jan 3, 2011 1:00 PM |

Page 2, Q18. Identify two things about KSU that makes it unique compared to other colleges and universities

| | | |
|----|--|-----------------------|
| 21 | Small class size | Dec 21, 2010 1:07 PM |
| 22 | every one is so friendly | Dec 21, 2010 12:41 PM |
| 23 | small class size | Dec 20, 2010 3:14 PM |
| 24 | Diversity | Dec 20, 2010 2:01 PM |
| 25 | Small Class Rooms | Dec 20, 2010 10:01 AM |
| 26 | Very diverse. | Dec 17, 2010 3:44 PM |
| 27 | Diversity | Dec 17, 2010 2:12 PM |
| 28 | Easy accessibility | Dec 17, 2010 12:28 PM |
| 29 | Small Community atmosphere | Dec 17, 2010 12:22 PM |
| 30 | The diversity of the student body | Dec 15, 2010 11:40 AM |
| 31 | Liberal requirements | Dec 14, 2010 5:36 PM |
| 32 | Diversity | Dec 10, 2010 3:03 PM |
| 33 | diversity | Dec 10, 2010 11:43 AM |
| 34 | cooperating among the students | Dec 9, 2010 3:24 PM |
| 2. | | |
| 1 | the bond between the students and teachers | Mar 24, 2011 11:48 AM |
| 2 | Caters to the working student/flexible schedules | Mar 7, 2011 4:14 PM |
| 3 | the heritage | Mar 1, 2011 1:44 PM |
| 4 | the relationship between students and staff | Feb 25, 2011 3:04 PM |
| 5 | someone is always available to help when needed. | Jan 20, 2011 12:05 PM |
| 6 | feels like home | Jan 10, 2011 1:53 PM |

Page 2, Q18. Identify two things about KSU that makes it unique compared to other colleges and universities

| | | |
|----|---|-----------------------|
| 7 | N/A | Jan 7, 2011 4:25 PM |
| 8 | its friendly | Jan 7, 2011 12:21 PM |
| 10 | the bond between the students and teachers | Jan 6, 2011 2:59 PM |
| 11 | Faculty is very accepting and helpful | Jan 6, 2011 2:52 PM |
| 12 | and its a HBCU | Jan 6, 2011 1:44 PM |
| 13 | Historically black | Jan 6, 2011 1:28 PM |
| 14 | scholarship opportunities | Jan 6, 2011 12:33 PM |
| 15 | large amount of international diversity | Jan 6, 2011 12:32 PM |
| 16 | Small | Jan 4, 2011 1:29 PM |
| 17 | teachers who have real world experience | Jan 4, 2011 11:39 AM |
| 18 | Online classes | Jan 3, 2011 2:57 PM |
| 19 | being an HBCU | Jan 3, 2011 2:06 PM |
| 20 | Availability of instructors when conferences are needed | Jan 3, 2011 1:00 PM |
| 21 | Personal Attention | Dec 21, 2010 1:07 PM |
| 23 | indivualized instructions | Dec 20, 2010 3:14 PM |
| 24 | Close relationship with your professors | Dec 20, 2010 2:01 PM |
| 26 | Class sizes are small. | Dec 17, 2010 3:44 PM |
| 27 | Campus Ministry | Dec 17, 2010 2:12 PM |
| 28 | Close to home | Dec 17, 2010 12:28 PM |
| 29 | Freindly Administration | Dec 17, 2010 12:22 PM |
| 30 | The friendly, small population and it's atmosphere | Dec 15, 2010 11:40 AM |

Page 2, Q18. Identify two things about KSU that makes it unique compared to other colleges and universities

| | | |
|----|---|-----------------------|
| 31 | Diversity | Dec 14, 2010 5:36 PM |
| 32 | one-on-one relationship with professors | Dec 10, 2010 3:03 PM |
| 33 | knowledgeable and excellent professors | Dec 10, 2010 11:43 AM |
| 34 | taking care between instructor and students | Dec 9, 2010 3:24 PM |

Page 2, Q19. What is the highest degree you plan to achieve?

| | | |
|---|----------------|---------------------|
| 1 | double masters | Jan 6, 2011 2:59 PM |
|---|----------------|---------------------|

Page 3, Q26. Please provide comments you think necessary to improve KSU in the future

| | | |
|---|--|----------------------|
| 1 | <p>The staff in the financial aid office need to be more available to students. The way the issues are resolved are very unprofessional. The financial aid officers would rather allow a student worker to run back and forth with questions rather than see a student personally. I also have had problems with the knowledge they have given out about aid for an upcoming semester. Fall 2010 I was told I had aid to enroll. I did my part and checked myself and continued to clarify I would be able to enroll and was told by my financial aid officer I was fine. Enrolled in classes, bought books, and went to class to later find out I had no aid. Which left a bill I was unable to pay. This has caused me to not enroll in graduate school. I also had issues with the registrar office. My transcript was lost and it took 6 weeks for Ms. Benson to return calls and get back to me and clear me for graduation. I went back and forth with her for it seems forever. She was either not in the office, on sick leave, or took the day off. This led to me missing a deadline to another school for graduate school and Ms. Benson as well as Mr. Martin were aware of me wishing to leave KSU due to issues with Financial Aid Fall 2010. I feel staff need to be more professional. As a KSU graduate I felt very let down and this had a major impact on me wishing to continue my education at KSU or telling anyone else to enroll here.</p> | Feb 25, 2011 3:16 PM |
| 2 | <p>The customer service is horrible and needs improvement. This college has great potential, but is NOT user friendly for beginners and people needing assistance- particularly in financial aid or otherwise. I would refer friends here, but will prepare them first and let them know they will leave frustrated. Every single time I have come here to deal with financial aid (or anything not relating to just coming to class) I have left frustrated. I am not the only one that has this complaint, otherwise I would surely take the blame or think 'maybe it's me.' Just please work on being more people friendly and work on customer service. Thank you.</p> | Jan 24, 2011 2:40 PM |
| 3 | N/A | Jan 7, 2011 4:26 PM |
| 4 | i have none at this moment. thank you | Jan 7, 2011 12:22 PM |
| 5 | <p>KSU has very helpful instructors and an academic foundation that is really impressive. But these things are often overshadowed by blatantly rude and disrespectful individuals, particularly in the financial aid office and others in the ASB building. Not only this, but the employees there rarely to never answer their phones and they all take lunch breaks at the same time so that whole departments are closed at times. This lack of professionalism discourages students and aggravates them to the point of disdain for this institution. It has been that way since I came here fall of 2006 and quite frankly those are the major disappointments of my alma mater.</p> | Jan 6, 2011 3:04 PM |
| 6 | I have had a wonderful experience at KSU and feel that I have been properly prepared for the future. | Jan 6, 2011 2:54 PM |
| 7 | Administration needs to be a little bit more organized | Jan 6, 2011 1:46 PM |
| 8 | <p>1. more parking! 2. pay more attention to other areas of study outside of athletics and the major degree programs such as art, instead of ignoring them completely. 3. hire people to answer phones especially in the financial aid office, you can rarely talk to an actual person, most of them have terrible attitudes about their job and seem to not care 4. hire young professionals who are ready and willing to teach and get rid of older ones who are not, teachers should be evaluated more based on their performance and dealt with accordingly</p> | Jan 6, 2011 12:38 PM |

Page 3, Q26. Please provide comments you think necessary to improve KSU in the future

| | | |
|----|--|-----------------------|
| 9 | pay attention to your art department | Jan 6, 2011 12:34 PM |
| 10 | Please, get a better instrumental program. | Jan 3, 2011 2:58 PM |
| 11 | I seemed to struggle each semester with my financial aid. This office never answered their phones and often times when I did physically go to them, it was as simple as a click of a computer button that solved the problem. This was quite annoying. | Jan 3, 2011 1:02 PM |
| 12 | Make sure someone is in the office during lunch hours so students are do not have to wait. Also, regulating how long lunch breaks can be. I have waited two and a half hours to speak to one person on lunch break. | Dec 20, 2010 2:04 PM |
| 13 | Continue to attend to the needs of KSU students. | Dec 17, 2010 2:13 PM |
| 14 | While the KSU teaching staff is wonderful, classes are small, well-taught, and the environment is great at fostering a sense of community it just cannot make up for the constant hassle of lost paperwork I've been through over the past few years. | Dec 15, 2010 11:43 AM |
| 15 | A thorough process should be conducted before hiring professors (prior jobs, knowledge, and their teaching styles) and also services at the ASB (registration, financial aid, and cashier's office)should answer telephone calls (or hire more staff to do just that, it is very hard to reach certain departments) and respond to voice mails in a timely manner. | Dec 14, 2010 5:40 PM |
| 16 | Advising prior to or just after admission would have helped narrow down my focus of study. I felt I was required to have already chosen a major before entering. There was a lot of construction and office moves when I first arrived - so I understand that my experience may not have been the norm, but I wasn't given the name of my advisor until halfway through the first semester. I also was not contacted by the department, nor felt a part of it, since my decided concentration (History) had such a small student population. I changed my major to Liberal Studies/General, because of that initial confusion, the continued cancelling of classes required by my major, as well as the requirement to choose a minor. However, overall, I am satisfied and thankful to have attended such a diverse university. I have been very pleased with the quality of faculty here. Thank you! | Dec 10, 2010 11:50 AM |
| 17 | as we are on grobal world, KSU would be better to take care for international students, it reveals that those program wwill affect like increasing budget of KSU and be more grobal university. THANKS | Dec 9, 2010 3:27 PM |