









### 3. Select category that describes your current age

	Response Percent	Response Count
16 years old and younger	0.0%	0
17-20 years old 	2.6%	1
21-24 years old 	21.1%	8
25 years old and older 	76.3%	29
<i>answered question</i>		<b>38</b>
<i>skipped question</i>		<b>0</b>




### 4. Select category that describes your residence classification at the time you enrolled at KSU

	Response Percent	Response Count
In-state student 	78.9%	30
Out-of-state student 	18.4%	7
International student 	2.6%	1
<i>answered question</i>		<b>38</b>
<i>skipped question</i>		<b>0</b>



### 5. Where will you live after graduation?

	Response Percent	Response Count
Kentucky 	81.6%	31
Other State 	18.4%	7
Foreign Country	0.0%	0
<i>answered question</i>		<b>38</b>
<i>skipped question</i>		<b>0</b>


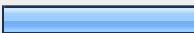


### 6. What was your student classification when you first enrolled at KSU?

	Response Percent	Response Count
Freshman 	39.5%	15
Transfer Student 	39.5%	15
Graduate Student 	21.1%	8
<i>answered question</i>		<b>38</b>
<i>skipped question</i>		<b>0</b>




### 7. What was your major(s) at the KSU?

	Response Percent	Response Count
First major: 	100.0%	38
Second major: 	10.5%	4
<i>answered question</i>		<b>38</b>
<i>skipped question</i>		<b>0</b>




### 8. What was your overall GPA?

	Response Percent	Response Count
3.51-4.00 	55.3%	21
3.01-3.50 	28.9%	11
2.51-3.00 	10.5%	4
2.00-2.50 	5.3%	2
<i>answered question</i>		<b>38</b>
<i>skipped question</i>		<b>0</b>




### 9. Did either of your parents attend KSU?

	Response Percent	Response Count
Yes 	7.9%	3
<b>No</b> 	<b>89.5%</b>	<b>34</b>
I don't know 	2.6%	1
<b>answered question</b>		<b>38</b>
<b>skipped question</b>		<b>0</b>

### 10. Did any of your sibling or relatives attend KSU?

	Response Percent	Response Count
<b>No</b> 	<b>73.7%</b>	<b>28</b>
I don't know 	2.6%	1
Yes (please specify) 	23.7%	9
<b>answered question</b>		<b>38</b>
<b>skipped question</b>		<b>0</b>

### 11. What degree(s) did you earn from KSU this year?

	Response Percent	Response Count
Associate 	13.2%	5
<b>Baccalaureate</b> 	<b>57.9%</b>	<b>22</b>
Master 	34.2%	13
<b>answered question</b>		<b>38</b>
<b>skipped question</b>		<b>0</b>

## 12. What is MOST LIKELY to be your PRINCIPAL activity upon graduation?

		Response Percent	Response Count
Employment		73.7%	28
Starting or raising a family		0.0%	0
Military service		0.0%	0
Volunteer activity (e.g., Peace Corps)		0.0%	0
Undergraduate Study/Degree		5.3%	2
Graduate Study/Degree		18.4%	7
Other		2.6%	1
<b>answered question</b>			<b>38</b>
<b>skipped question</b>			<b>0</b>





### 13. Indicate how effective your education at KSU has been in enabling you to do the following

	Very Effective	Effective	Ineffective	Very Ineffective	N/A	Response Count
Analyze written arguments	26.3% (10)	<b>71.1% (27)</b>	0.0% (0)	0.0% (0)	2.6% (1)	38
Appreciate other cultures	<b>47.4% (18)</b>	<b>47.4% (18)</b>	2.6% (1)	0.0% (0)	2.6% (1)	38
Appreciate diversity	<b>50.0% (19)</b>	42.1% (16)	5.3% (2)	0.0% (0)	2.6% (1)	38
Communicate effectively	31.6% (12)	<b>65.8% (25)</b>	0.0% (0)	0.0% (0)	2.6% (1)	38
Broaden your intellectual interests	<b>47.4% (18)</b>	44.7% (17)	5.3% (2)	0.0% (0)	2.6% (1)	38
Develop your leadership skills	34.2% (13)	<b>63.2% (24)</b>	0.0% (0)	0.0% (0)	2.6% (1)	38
Improve your ability to make decisions	36.8% (14)	<b>60.5% (23)</b>	0.0% (0)	0.0% (0)	2.6% (1)	38
Increase your self confidence	36.8% (14)	<b>57.9% (22)</b>	2.6% (1)	0.0% (0)	2.6% (1)	38
Reason mathematically	28.9% (11)	<b>57.9% (22)</b>	10.5% (4)	0.0% (0)	2.6% (1)	38
Respect different points of view	<b>50.0% (19)</b>	44.7% (17)	2.6% (1)	0.0% (0)	2.6% (1)	38
Set personal priorities	<b>47.4% (18)</b>	<b>47.4% (18)</b>	2.6% (1)	0.0% (0)	2.6% (1)	38
Speak to groups	31.6% (12)	<b>60.5% (23)</b>	5.3% (2)	0.0% (0)	2.6% (1)	38
Think independently	<b>50.0% (19)</b>	47.4% (18)	0.0% (0)	0.0% (0)	2.6% (1)	38
Understand scientific ideas	34.2% (13)	<b>52.6% (20)</b>	10.5% (4)	0.0% (0)	2.6% (1)	38
Utilize information technology	39.5% (15)	<b>50.0% (19)</b>	5.3% (2)	0.0% (0)	5.3% (2)	38
Write clearly	<b>44.7% (17)</b>	<b>44.7% (17)</b>	7.9% (3)	0.0% (0)	2.6% (1)	38
					<b>answered question</b>	<b>38</b>
					<b>skipped question</b>	<b>0</b>




## 14. Indicate your level of satisfaction with the following aspects of your education at KSU

	Very Satisfied	Satisfied	Dissatisfied	Very Dissatisfied	N/A	Response Count
Quality of courses in your Liberal Studies requirements	28.9% (11)	<b>52.6% (20)</b>	0.0% (0)	0.0% (0)	18.4% (7)	38
Quality of courses required by your major	<b>50.0% (19)</b>	42.1% (16)	5.3% (2)	0.0% (0)	2.6% (1)	38
Availability of courses in your Liberal Studies requirements	26.3% (10)	<b>52.6% (20)</b>	2.6% (1)	0.0% (0)	18.4% (7)	38
Availability of courses required by your major	<b>42.1% (16)</b>	<b>42.1% (16)</b>	13.2% (5)	2.6% (1)	0.0% (0)	38
Availability of elective courses	27.0% (10)	<b>70.3% (26)</b>	2.7% (1)	0.0% (0)	0.0% (0)	37
Quality of career advising by faculty/advisor	28.9% (11)	<b>50.0% (19)</b>	10.5% (4)	0.0% (0)	10.5% (4)	38
Quality of career advising by the career services office	23.7% (9)	<b>36.8% (14)</b>	5.3% (2)	0.0% (0)	34.2% (13)	38
Quality of preparation for employment	21.1% (8)	<b>44.7% (17)</b>	10.5% (4)	0.0% (0)	23.7% (9)	38
Quality of preparation for graduate or professional school	21.1% (8)	<b>50.0% (19)</b>	7.9% (3)	0.0% (0)	21.1% (8)	38
Quality of instruction by faculty in your Liberal Studies requirement courses	31.6% (12)	<b>47.4% (18)</b>	2.6% (1)	0.0% (0)	18.4% (7)	38
Quality of instruction by faculty in your major	<b>50.0% (19)</b>	47.4% (18)	2.6% (1)	0.0% (0)	0.0% (0)	38
Quality of instruction by KSU tutors	18.4% (7)	34.2% (13)	5.3% (2)	0.0% (0)	<b>42.1% (16)</b>	38
					<b>answered question</b>	<b>38</b>
					<b>skipped question</b>	<b>0</b>



### 15. How long has it taken you to earn your degree?

	Response Percent	Response Count
2 years or less 	26.3%	10
3-4 years 	42.1%	16
5-6 years 	15.8%	6
More than 6 years 	15.8%	6
<i>answered question</i>		<b>38</b>
<i>skipped question</i>		<b>0</b>

### 16. The period to complete your degree was....



	Response Percent	Response Count
As long as I expected 	63.2%	24
A little longer than I expected 	31.6%	12
Much longer than I expected 	5.3%	2
<i>answered question</i>		<b>38</b>
<i>skipped question</i>		<b>0</b>

### 17. If you could change two things about KSU, what would they be?







	Response Percent	Response Count
1. 	100.0%	32
2. 	78.1%	25
<i>answered question</i>		<b>32</b>
<i>skipped question</i>		<b>6</b>



### 18. Identify two things about KSU that makes it unique compared to other colleges and universities

	Response Percent	Response Count
1. 	100.0%	31
2. 	77.4%	24
<b>answered question</b>		<b>31</b>
<b>skipped question</b>		<b>7</b>

### 19. What is the highest degree you plan to achieve?

	Response Percent	Response Count
Associate degree 	2.6%	1
Bachelor degree 	15.8%	6
<b>Master degree</b> 	<b>50.0%</b>	<b>19</b>
Doctoral degree 	18.4%	7
First professional degree (e.g., medical doctor, lawyer) 	5.3%	2
Other (please specify) 	7.9%	3
<b>answered question</b>		<b>38</b>
<b>skipped question</b>		<b>0</b>

## 20. Indicate your level of satisfaction with the following programs and services at KSU

	Very Satisfied	Satisfied	Dissatisfied	Very Dissatisfied	N/A	Response Count
Advising	26.3% (10)	<b>57.9% (22)</b>	13.2% (5)	0.0% (0)	2.6% (1)	38
Athletic programs	10.8% (4)	32.4% (12)	5.4% (2)	0.0% (0)	<b>51.4% (19)</b>	37
Athletic facilities	10.5% (4)	<b>42.1% (16)</b>	5.3% (2)	0.0% (0)	<b>42.1% (16)</b>	38
Bookstore hours	7.9% (3)	<b>73.7% (28)</b>	13.2% (5)	0.0% (0)	5.3% (2)	38
Career counseling services	5.3% (2)	39.5% (15)	7.9% (3)	0.0% (0)	<b>47.4% (18)</b>	38
Classroom facilities	7.9% (3)	<b>71.1% (27)</b>	18.4% (7)	0.0% (0)	2.6% (1)	38
Computer Center's services	13.2% (5)	<b>60.5% (23)</b>	13.2% (5)	0.0% (0)	13.2% (5)	38
Computer labs	15.8% (6)	<b>57.9% (22)</b>	18.4% (7)	0.0% (0)	7.9% (3)	38
Computer lab hours	10.8% (4)	<b>64.9% (24)</b>	10.8% (4)	0.0% (0)	13.5% (5)	37
Counseling services	7.9% (3)	<b>50.0% (19)</b>	5.3% (2)	0.0% (0)	36.8% (14)	38
Financial aid availability	10.5% (4)	<b>50.0% (19)</b>	13.2% (5)	7.9% (3)	18.4% (7)	38
Financial aid services	13.2% (5)	<b>42.1% (16)</b>	21.1% (8)	5.3% (2)	18.4% (7)	38
Food services	7.9% (3)	<b>44.7% (17)</b>	0.0% (0)	5.3% (2)	42.1% (16)	38
Library holdings (books, journals, magazine, etc.)	15.8% (6)	<b>50.0% (19)</b>	13.2% (5)	0.0% (0)	21.1% (8)	38
Library hours	15.8% (6)	<b>63.2% (24)</b>	0.0% (0)	2.6% (1)	18.4% (7)	38
Quality of food	7.9% (3)	39.5% (15)	5.3% (2)	2.6% (1)	<b>44.7% (17)</b>	38
Registrar's office	13.2% (5)	<b>71.1% (27)</b>	13.2% (5)	0.0% (0)	2.6% (1)	38
Residence halls	5.3% (2)	34.2% (13)	7.9% (3)	0.0% (0)	<b>52.6% (20)</b>	38
Student government	7.9% (3)	44.7% (17)	0.0% (0)	0.0% (0)	<b>47.4% (18)</b>	38
Student activities	7.9% (3)	42.1% (16)	5.3% (2)	0.0% (0)	<b>44.7% (17)</b>	38
Tutoring services	7.9% (3)	36.8% (14)	0.0% (0)	0.0% (0)	<b>55.3% (21)</b>	38
					<b>answered question</b>	<b>38</b>
					<b>skipped question</b>	<b>0</b>


## 21. Indicate your level of satisfaction with the following aspects of your education at KSU

	Very Satisfied	Satisfied	Dissatisfied	Very Dissatisfied	N/A	Response Count
Quality of academic advising before you declared a major	21.1% (8)	<b>50.0% (19)</b>	7.9% (3)	0.0% (0)	21.1% (8)	38
Quality of academic advising in your major	34.2% (13)	<b>52.6% (20)</b>	10.5% (4)	0.0% (0)	2.6% (1)	38
Accessibility of advisors before you declared a major	21.1% (8)	<b>55.3% (21)</b>	5.3% (2)	0.0% (0)	18.4% (7)	38
Accessibility of advisors in your major	34.2% (13)	<b>55.3% (21)</b>	7.9% (3)	0.0% (0)	2.6% (1)	38
Responsiveness to student concerns by your Dean's office	15.8% (6)	<b>47.4% (18)</b>	2.6% (1)	0.0% (0)	34.2% (13)	38
Responsiveness to student concerns by your departmental office	21.1% (8)	<b>52.6% (20)</b>	7.9% (3)	0.0% (0)	18.4% (7)	38
Responsiveness to student concerns by the office of student affairs	15.8% (6)	<b>44.7% (17)</b>	7.9% (3)	0.0% (0)	31.6% (12)	38
Responsiveness to student concerns by the provost's office	10.5% (4)	<b>47.4% (18)</b>	5.3% (2)	0.0% (0)	36.8% (14)	38
Responsiveness to student concerns by the registrar's office	10.5% (4)	<b>71.1% (27)</b>	10.5% (4)	0.0% (0)	7.9% (3)	38
Responsiveness to student concerns by the bursar's office	10.5% (4)	<b>68.4% (26)</b>	13.2% (5)	0.0% (0)	7.9% (3)	38
Responsiveness to student concerns by the financial aid office	5.3% (2)	<b>55.3% (21)</b>	13.2% (5)	5.3% (2)	21.1% (8)	38
Responsiveness to student concerns by the library staff	18.4% (7)	<b>50.0% (19)</b>	5.3% (2)	0.0% (0)	26.3% (10)	38
Responsiveness to student concerns by the food service staff	10.8% (4)	<b>40.5% (15)</b>	8.1% (3)	0.0% (0)	<b>40.5% (15)</b>	37
Responsiveness to student concerns by the security staff	10.5% (4)	<b>42.1% (16)</b>	5.3% (2)	0.0% (0)	<b>42.1% (16)</b>	38
Responsiveness of security staff to emergency telephone calls	7.9% (3)	36.8% (14)	5.3% (2)	0.0% (0)	<b>50.0% (19)</b>	38

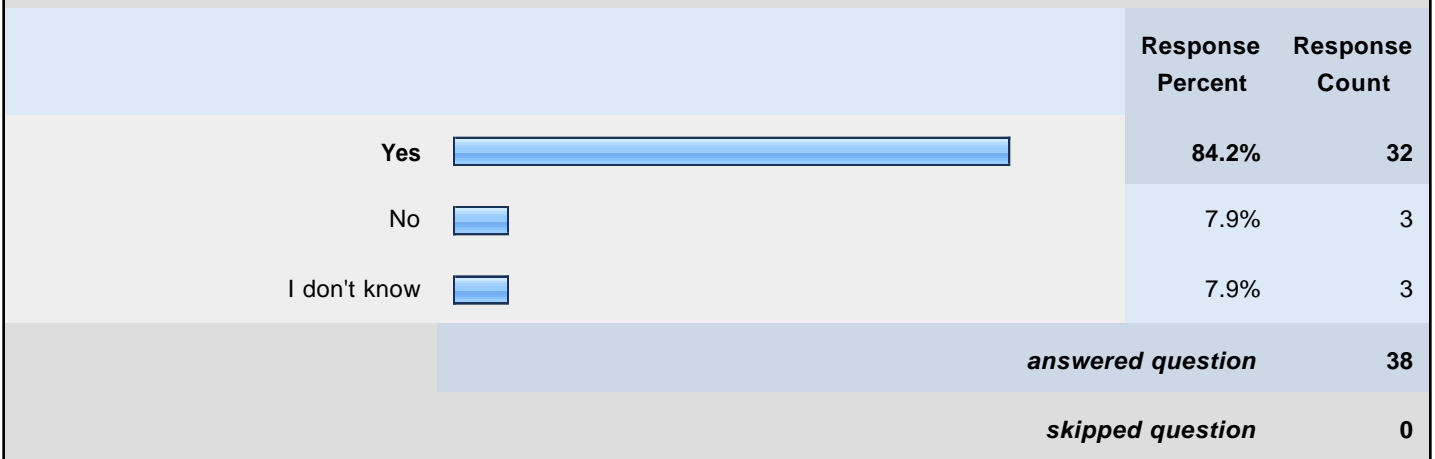
*answered question* 38

*skipped question* 0



## 22. Would you continue your education at KSU?







## 23. Is KSU a good value for the education that student receive?



### 24. Will you recommend KSU to other students?

	Response Percent	Response Count
Yes 	91.7%	33
No 	8.3%	3
<i>answered question</i>		<b>36</b>
<i>skipped question</i>		<b>2</b>

### 25. Overall, how satisfied have you been with your education at the Kentucky State University?

	Response Percent	Response Count
Very Satisfied 	39.5%	15
<b>Satisfied</b> 	<b>55.3%</b>	<b>21</b>
Dissatisfied 	2.6%	1
Very Dissatisfied 	2.6%	1
<i>answered question</i>		<b>38</b>
<i>skipped question</i>		<b>0</b>

### 26. Please provide comments you think necessary to improve KSU in the future

	Response Count
	13
<i>answered question</i>	<b>13</b>
<i>skipped question</i>	<b>25</b>