







3. Select category that describes your current age

	Response Percent	Response Count
16 years old and younger	0.0%	0
17-20 years old	0.0%	0
21-24 years old 	36.4%	8
25 years old and older 	63.6%	14
<i>answered question</i>		22
<i>skipped question</i>		0



4. Select category that describes your residence classification at the time you enrolled at KSU

	Response Percent	Response Count
In-state student 	68.2%	15
Out-of-state student 	31.8%	7
International student	0.0%	0
<i>answered question</i>		22
<i>skipped question</i>		0



5. Where will you live after graduation?

	Response Percent	Response Count
Kentucky 	68.2%	15
Other State 	31.8%	7
Foreign Country	0.0%	0
<i>answered question</i>		22
<i>skipped question</i>		0


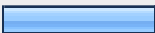


6. What was your student classification when you first enrolled at KSU?

	Response Percent	Response Count
Freshman 	50.0%	11
Transfer Student 	50.0%	11
Graduate Student	0.0%	0
<i>answered question</i>		22
<i>skipped question</i>		0



7. What was your major(s) at the KSU?

	Response Percent	Response Count
First major: 	100.0%	22
Second major: 	9.1%	2
<i>answered question</i>		22
<i>skipped question</i>		0

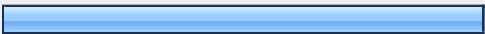

8. What was your overall GPA?

	Response Percent	Response Count
3.51-4.00 	54.5%	12
3.01-3.50 	22.7%	5
2.51-3.00 	13.6%	3
2.00-2.50 	9.1%	2
<i>answered question</i>		22
<i>skipped question</i>		0



9. Did either of your parents attend KSU?

	Response Percent	Response Count
Yes 	9.1%	2
No 	90.9%	20
I don't know	0.0%	0
<i>answered question</i>		22
<i>skipped question</i>		0



10. Did any of your sibling or relatives attend KSU?

	Response Percent	Response Count
No 	72.7%	16
I don't know	0.0%	0
Yes (please specify) 	27.3%	6
<i>answered question</i>		22
<i>skipped question</i>		0

11. What degree(s) did you earn from KSU this year?

	Response Percent	Response Count
Associate	0.0%	0
Baccalaureate 	100.0%	22
Master 	9.1%	2
<i>answered question</i>		22
<i>skipped question</i>		0

12. What is MOST LIKELY to be your PRINCIPAL activity upon graduation?

	Response Percent	Response Count
Employment 	68.2%	15
Starting or raising a family	0.0%	0
Military service	0.0%	0
Volunteer activity (e.g., Peace Corps)	0.0%	0
Undergraduate Study/Degree	0.0%	0
Graduate Study/Degree 	31.8%	7
Other	0.0%	0
<i>answered question</i>		22
<i>skipped question</i>		0





13. Indicate how effective your education at KSU has been in enabling you to do the following

	Very Effective	Effective	Ineffective	Very Ineffective	N/A	Response Count
Analyze written arguments	13.6% (3)	86.4% (19)	0.0% (0)	0.0% (0)	0.0% (0)	22
Appreciate other cultures	31.8% (7)	63.6% (14)	4.5% (1)	0.0% (0)	0.0% (0)	22
Appreciate diversity	40.9% (9)	50.0% (11)	9.1% (2)	0.0% (0)	0.0% (0)	22
Communicate effectively	27.3% (6)	72.7% (16)	0.0% (0)	0.0% (0)	0.0% (0)	22
Broaden your intellectual interests	31.8% (7)	59.1% (13)	9.1% (2)	0.0% (0)	0.0% (0)	22
Develop your leadership skills	31.8% (7)	68.2% (15)	0.0% (0)	0.0% (0)	0.0% (0)	22
Improve your ability to make decisions	31.8% (7)	68.2% (15)	0.0% (0)	0.0% (0)	0.0% (0)	22
Increase your self confidence	27.3% (6)	68.2% (15)	4.5% (1)	0.0% (0)	0.0% (0)	22
Reason mathematically	27.3% (6)	59.1% (13)	13.6% (3)	0.0% (0)	0.0% (0)	22
Respect different points of view	40.9% (9)	54.5% (12)	4.5% (1)	0.0% (0)	0.0% (0)	22
Set personal priorities	45.5% (10)	50.0% (11)	4.5% (1)	0.0% (0)	0.0% (0)	22
Speak to groups	27.3% (6)	63.6% (14)	9.1% (2)	0.0% (0)	0.0% (0)	22
Think independently	50.0% (11)	50.0% (11)	0.0% (0)	0.0% (0)	0.0% (0)	22
Understand scientific ideas	27.3% (6)	54.5% (12)	18.2% (4)	0.0% (0)	0.0% (0)	22
Utilize information technology	27.3% (6)	63.6% (14)	4.5% (1)	0.0% (0)	4.5% (1)	22
Write clearly	31.8% (7)	54.5% (12)	13.6% (3)	0.0% (0)	0.0% (0)	22
					answered question	22
					skipped question	0




14. Indicate your level of satisfaction with the following aspects of your education at KSU

	Very Satisfied	Satisfied	Dissatisfied	Very Dissatisfied	N/A	Response Count
Quality of courses in your Liberal Studies requirements	22.7% (5)	77.3% (17)	0.0% (0)	0.0% (0)	0.0% (0)	22
Quality of courses required by your major	45.5% (10)	40.9% (9)	9.1% (2)	0.0% (0)	4.5% (1)	22
Availability of courses in your Liberal Studies requirements	18.2% (4)	72.7% (16)	4.5% (1)	0.0% (0)	4.5% (1)	22
Availability of courses required by your major	31.8% (7)	40.9% (9)	22.7% (5)	4.5% (1)	0.0% (0)	22
Availability of elective courses	13.6% (3)	81.8% (18)	4.5% (1)	0.0% (0)	0.0% (0)	22
Quality of career advising by faculty/advisor	18.2% (4)	59.1% (13)	18.2% (4)	0.0% (0)	4.5% (1)	22
Quality of career advising by the career services office	22.7% (5)	45.5% (10)	9.1% (2)	0.0% (0)	22.7% (5)	22
Quality of preparation for employment	22.7% (5)	50.0% (11)	13.6% (3)	0.0% (0)	13.6% (3)	22
Quality of preparation for graduate or professional school	18.2% (4)	59.1% (13)	13.6% (3)	0.0% (0)	9.1% (2)	22
Quality of instruction by faculty in your Liberal Studies requirement courses	18.2% (4)	72.7% (16)	4.5% (1)	0.0% (0)	4.5% (1)	22
Quality of instruction by faculty in your major	36.4% (8)	59.1% (13)	4.5% (1)	0.0% (0)	0.0% (0)	22
Quality of instruction by KSU tutors	13.6% (3)	45.5% (10)	9.1% (2)	0.0% (0)	31.8% (7)	22
					answered question	22
					skipped question	0



15. How long has it taken you to earn your degree?

	Response Percent	Response Count
2 years or less 	18.2%	4
3-4 years 	36.4%	8
5-6 years 	27.3%	6
More than 6 years 	18.2%	4
<i>answered question</i>		22
<i>skipped question</i>		0



16. The period to complete your degree was....

	Response Percent	Response Count
As long as I expected 	50.0%	11
A little longer than I expected 	45.5%	10
Much longer than I expected 	4.5%	1
<i>answered question</i>		22
<i>skipped question</i>		0






17. If you could change two things about KSU, what would they be?

	Response Percent	Response Count
1. 	100.0%	19
2. 	78.9%	15
<i>answered question</i>		19
<i>skipped question</i>		3

18. Identify two things about KSU that makes it unique compared to other colleges and universities

	Response Percent	Response Count
1. 	100.0%	19
2. 	73.7%	14
answered question		19
skipped question		3

19. What is the highest degree you plan to achieve?

	Response Percent	Response Count
Associate degree	0.0%	0
Bachelor degree 	18.2%	4
Master degree 	50.0%	11
Doctoral degree 	18.2%	4
First professional degree (e.g., medical doctor, lawyer) 	9.1%	2
Other (please specify) 	4.5%	1
answered question		22
skipped question		0

20. Indicate your level of satisfaction with the following programs and services at KSU

	Very Satisfied	Satisfied	Dissatisfied	Very Dissatisfied	N/A	Response Count
Advising	27.3% (6)	54.5% (12)	18.2% (4)	0.0% (0)	0.0% (0)	22
Athletic programs	9.5% (2)	38.1% (8)	4.8% (1)	0.0% (0)	47.6% (10)	21
Athletic facilities	9.1% (2)	45.5% (10)	9.1% (2)	0.0% (0)	36.4% (8)	22
Bookstore hours	4.5% (1)	72.7% (16)	22.7% (5)	0.0% (0)	0.0% (0)	22
Career counseling services	9.1% (2)	45.5% (10)	13.6% (3)	0.0% (0)	31.8% (7)	22
Classroom facilities	0.0% (0)	81.8% (18)	18.2% (4)	0.0% (0)	0.0% (0)	22
Computer Center's services	4.5% (1)	72.7% (16)	18.2% (4)	0.0% (0)	4.5% (1)	22
Computer labs	9.1% (2)	68.2% (15)	22.7% (5)	0.0% (0)	0.0% (0)	22
Computer lab hours	0.0% (0)	72.7% (16)	18.2% (4)	0.0% (0)	9.1% (2)	22
Counseling services	4.5% (1)	63.6% (14)	4.5% (1)	0.0% (0)	27.3% (6)	22
Financial aid availability	9.1% (2)	54.5% (12)	13.6% (3)	13.6% (3)	9.1% (2)	22
Financial aid services	9.1% (2)	45.5% (10)	27.3% (6)	9.1% (2)	9.1% (2)	22
Food services	0.0% (0)	54.5% (12)	0.0% (0)	9.1% (2)	36.4% (8)	22
Library holdings (books, journals, magazine, etc.)	4.5% (1)	59.1% (13)	13.6% (3)	0.0% (0)	22.7% (5)	22
Library hours	9.1% (2)	63.6% (14)	0.0% (0)	4.5% (1)	22.7% (5)	22
Quality of food	4.5% (1)	45.5% (10)	9.1% (2)	4.5% (1)	36.4% (8)	22
Registrar's office	9.1% (2)	72.7% (16)	18.2% (4)	0.0% (0)	0.0% (0)	22
Residence halls	4.5% (1)	45.5% (10)	9.1% (2)	0.0% (0)	40.9% (9)	22
Student government	9.1% (2)	50.0% (11)	0.0% (0)	0.0% (0)	40.9% (9)	22
Student activities	9.1% (2)	50.0% (11)	9.1% (2)	0.0% (0)	31.8% (7)	22
Tutoring services	9.1% (2)	45.5% (10)	0.0% (0)	0.0% (0)	45.5% (10)	22
					answered question	22
					skipped question	0


21. Indicate your level of satisfaction with the following aspects of your education at KSU

	Very Satisfied	Satisfied	Dissatisfied	Very Dissatisfied	N/A	Response Count
Quality of academic advising before you declared a major	18.2% (4)	59.1% (13)	9.1% (2)	0.0% (0)	13.6% (3)	22
Quality of academic advising in your major	27.3% (6)	59.1% (13)	13.6% (3)	0.0% (0)	0.0% (0)	22
Accessibility of advisors before you declared a major	27.3% (6)	54.5% (12)	9.1% (2)	0.0% (0)	9.1% (2)	22
Accessibility of advisors in your major	27.3% (6)	59.1% (13)	13.6% (3)	0.0% (0)	0.0% (0)	22
Responsiveness to student concerns by your Dean's office	9.1% (2)	59.1% (13)	4.5% (1)	0.0% (0)	27.3% (6)	22
Responsiveness to student concerns by your departmental office	13.6% (3)	63.6% (14)	13.6% (3)	0.0% (0)	9.1% (2)	22
Responsiveness to student concerns by the office of student affairs	4.5% (1)	59.1% (13)	13.6% (3)	0.0% (0)	22.7% (5)	22
Responsiveness to student concerns by the provost's office	4.5% (1)	54.5% (12)	9.1% (2)	0.0% (0)	31.8% (7)	22
Responsiveness to student concerns by the registrar's office	4.5% (1)	77.3% (17)	13.6% (3)	0.0% (0)	4.5% (1)	22
Responsiveness to student concerns by the bursar's office	4.5% (1)	72.7% (16)	18.2% (4)	0.0% (0)	4.5% (1)	22
Responsiveness to student concerns by the financial aid office	4.5% (1)	54.5% (12)	22.7% (5)	9.1% (2)	9.1% (2)	22
Responsiveness to student concerns by the library staff	9.1% (2)	59.1% (13)	4.5% (1)	0.0% (0)	27.3% (6)	22
Responsiveness to student concerns by the food service staff	4.8% (1)	47.6% (10)	14.3% (3)	0.0% (0)	33.3% (7)	21
Responsiveness to student concerns by the security staff	9.1% (2)	50.0% (11)	9.1% (2)	0.0% (0)	31.8% (7)	22
Responsiveness of security staff to emergency telephone calls	4.5% (1)	45.5% (10)	9.1% (2)	0.0% (0)	40.9% (9)	22


answered question 22

skipped question 0

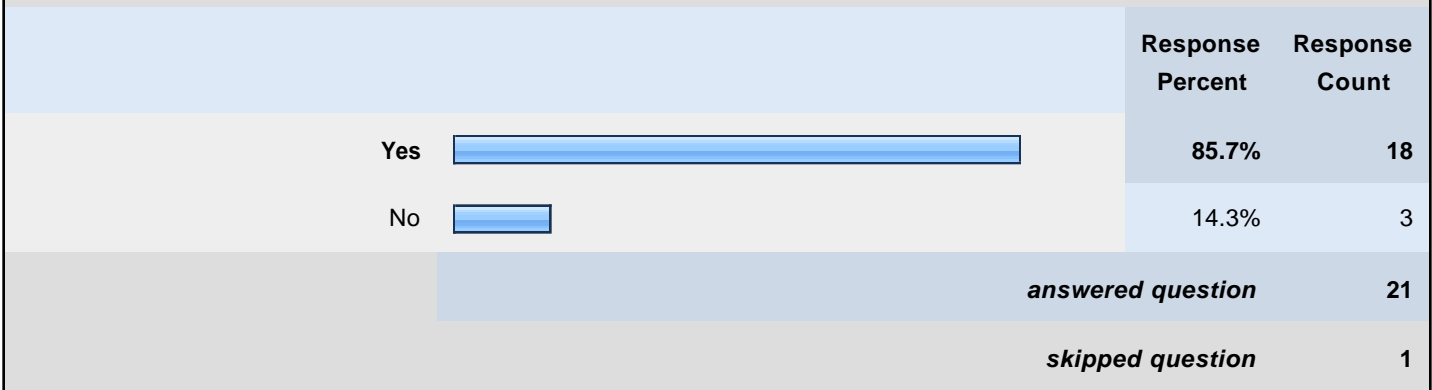
22. Would you continue your education at KSU?



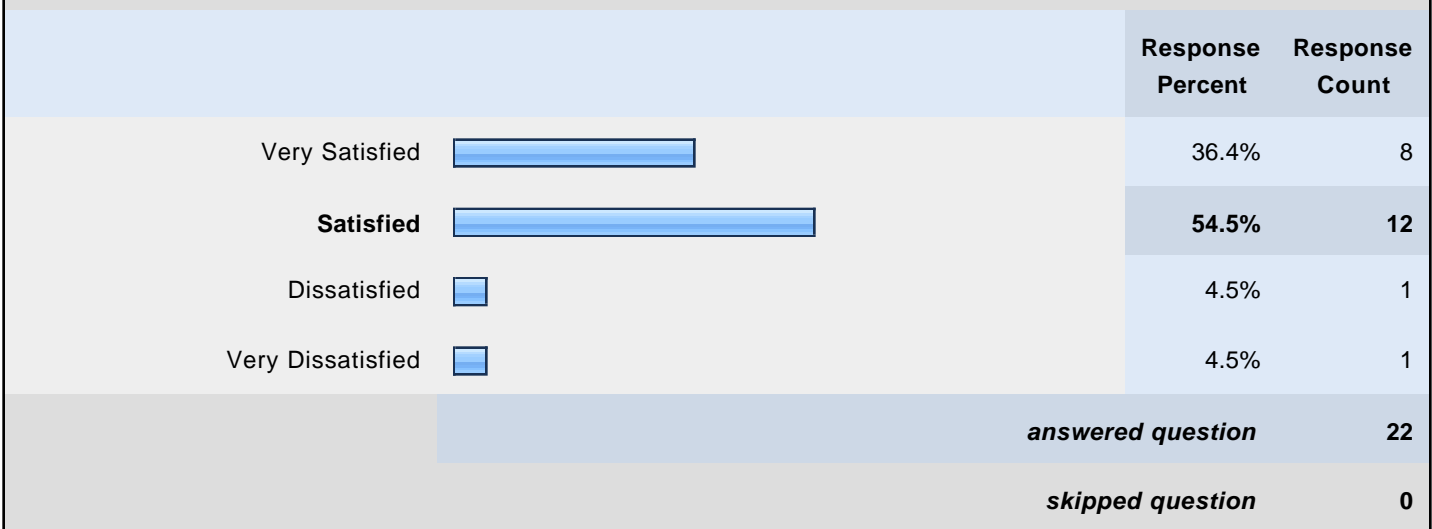
23. Is KSU a good value for the education that student receive?



24. Will you recommend KSU to other students?



25. Overall, how satisfied have you been with your education at the Kentucky State University?



26. Please provide comments you think necessary to improve KSU in the future

