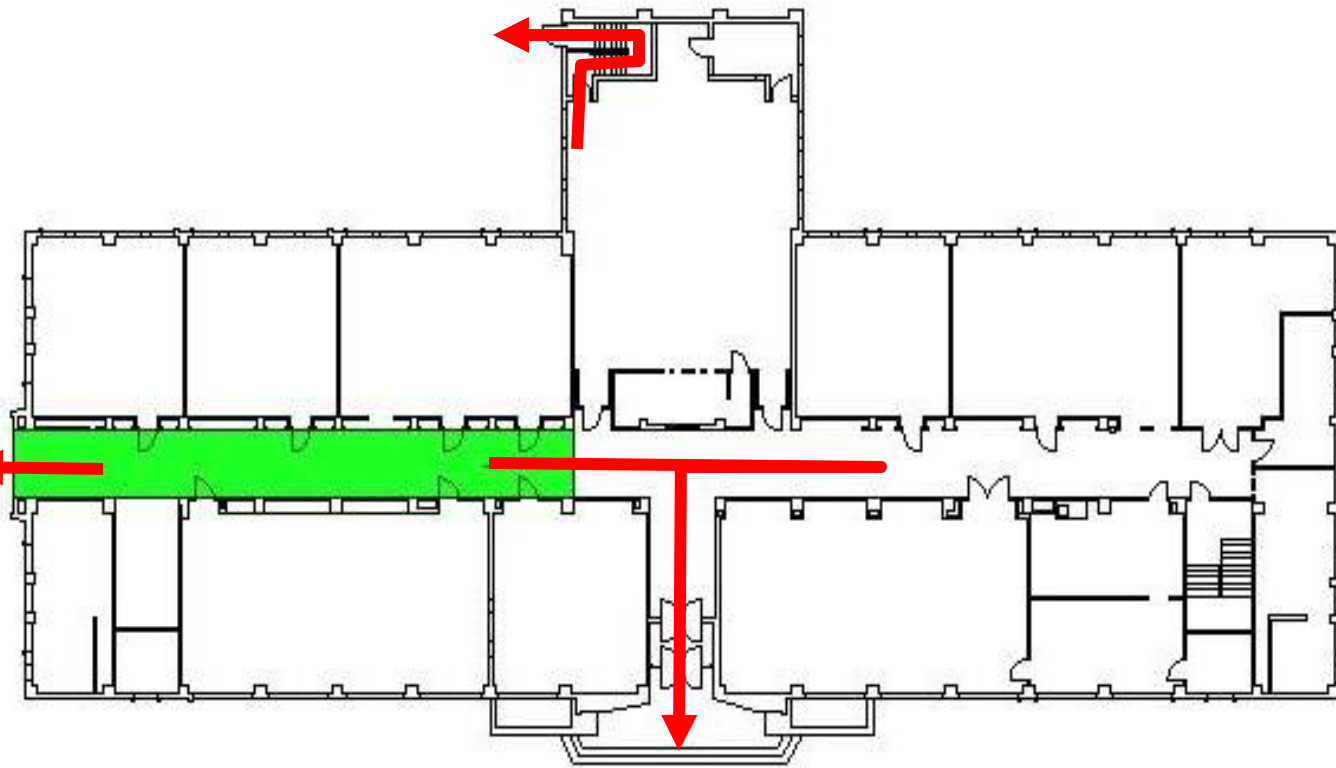


Emergency Procedures



Carver Hall 1st Floor

Location of Evacuation Rally Point is the Mall

Tornado Area is on the First Floor Hallway

Evacuation Route 
Tornado Safe Area 



Inspiring Innovation.
Growing Leaders.
Advancing Kentucky.

Contact Numbers:

Police Department	597- 6878
Facility Services	597 -6805
Safety Compliance Officer	597-6646

Fire

1. If a fire, explosion, or smoke is discovered in a building, activate the fire alarm and evacuate the building immediately.
2. Do not attempt to extinguish the fire unless you feel very comfortable with a fire extinguisher.
3. After evacuating the building, gather at the preplanned rally points.

During an Earthquake

1. Seek protection from falling debris in doorways, under desks or tables, or in corners of rooms.
2. After an earthquake, collect only essential personal belongings (coat, shoes, etc.), leave the building quickly and gather at the designated rally point for your building. In this building that location is the Mall Area.
3. Be prepared for aftershocks. Aftershocks are usually smaller than the initial earthquake, but they may be strong enough to topple already damaged buildings.

Tornado Warning

1. Go to a pre-designated shelter area on the first floor hallway.
2. Stay inside, away from all doors, windows and outside walls.
3. Avoid large auditoriums and gymnasiums with large poorly supported roofs.

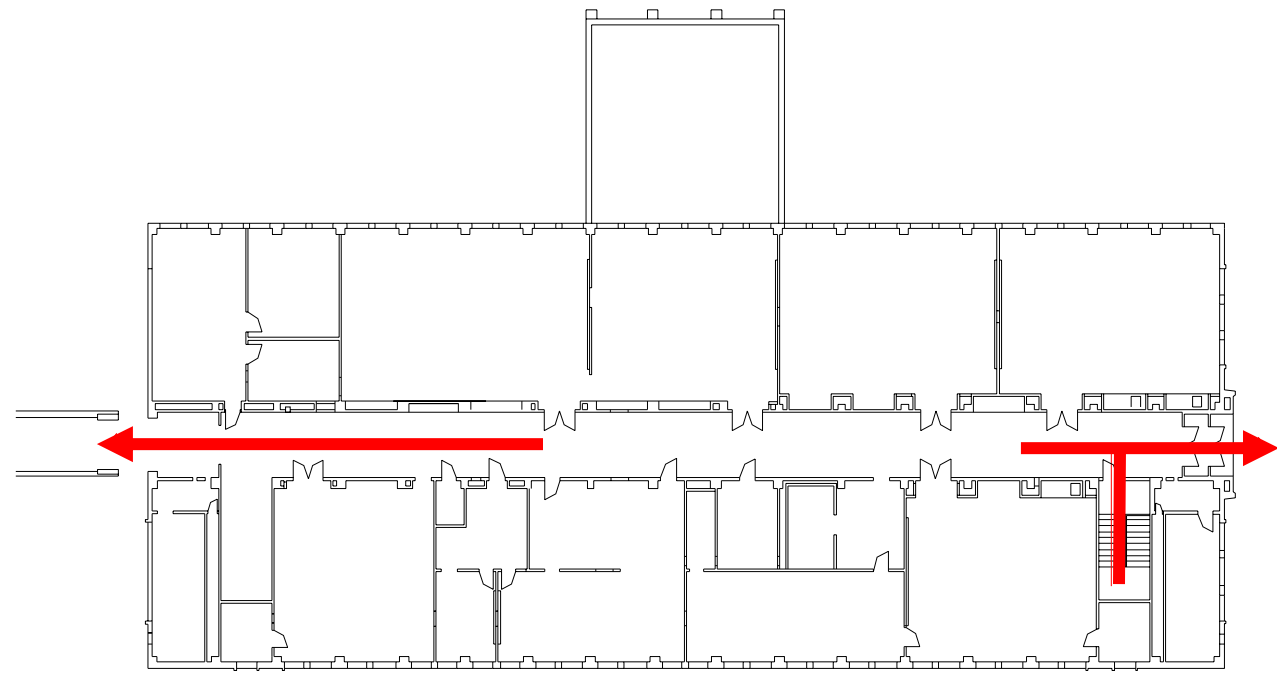
Medical

1. If illness or injury occurs in your area render whatever aid of which you are capable, moving the patient as little as possible.
2. Call the University Police **6878** and state the problem, whether an ambulance is needed, and be as specific as possible about the problem and the location.

Under all emergency circumstances

1. If someone is injured, missing, or known to be trapped inside the building, call the University Police at 6878. If there is no answer, or if the line is busy, call **9-911**. It may be necessary to send a runner to the University Police Department.
2. Provide assistance to those who have mobility impairments.
3. Check for injuries, but do not attempt to move any serious injured people unless there is a greater danger by not doing so.
4. Use telephones to report emergencies (i.e. gas leaks, fire, or injuries).
5. Only Facilities Services or other trained individuals should attempt to turn utilities on or off.
6. Never touch downed utility poles or lines. Do not approach damaged building equipment.
7. Avoid open flames due to potential gas leaks.
8. Do not drive a vehicle unless it is necessary. Streets should be kept clear for emergency vehicles.

Emergency Procedures



Carver Hall 2nd Floor

Location of Evacuation Rally Point is the Mall

Tornado Area is on the First Floor Hallway

Evacuation Route 
Tornado Safe Area 



Inspiring Innovation.
Growing Leaders.
Advancing Kentucky.

Contact Numbers:	
Police Department	597- 6878
Facility Services	597 -6805
Safety Compliance Officer	597-6646

Fire

1. If a fire, explosion, or smoke is discovered in a building, activate the fire alarm and evacuate the building immediately.
2. Do not attempt to extinguish the fire unless you feel very comfortable with a fire extinguisher.
3. After evacuating the building, gather at the preplanned rally points.

During an Earthquake

1. Seek protection from falling debris in doorways, under desks or tables, or in corners of rooms.
2. After an earthquake, collect only essential personal belongings (coat, shoes, etc.), leave the building quickly and gather at the designated rally point for your building. In this building that location is the Mall Area.
3. Be prepared for aftershocks. Aftershocks are usually smaller than the initial earthquake, but they may be strong enough to topple already damaged buildings.

Tornado Warning

1. Go to a pre-designated shelter area on the first floor hallway.
2. Stay inside, away from all doors, windows and outside walls.
3. Avoid large auditoriums and gymnasiums with large poorly supported roofs.

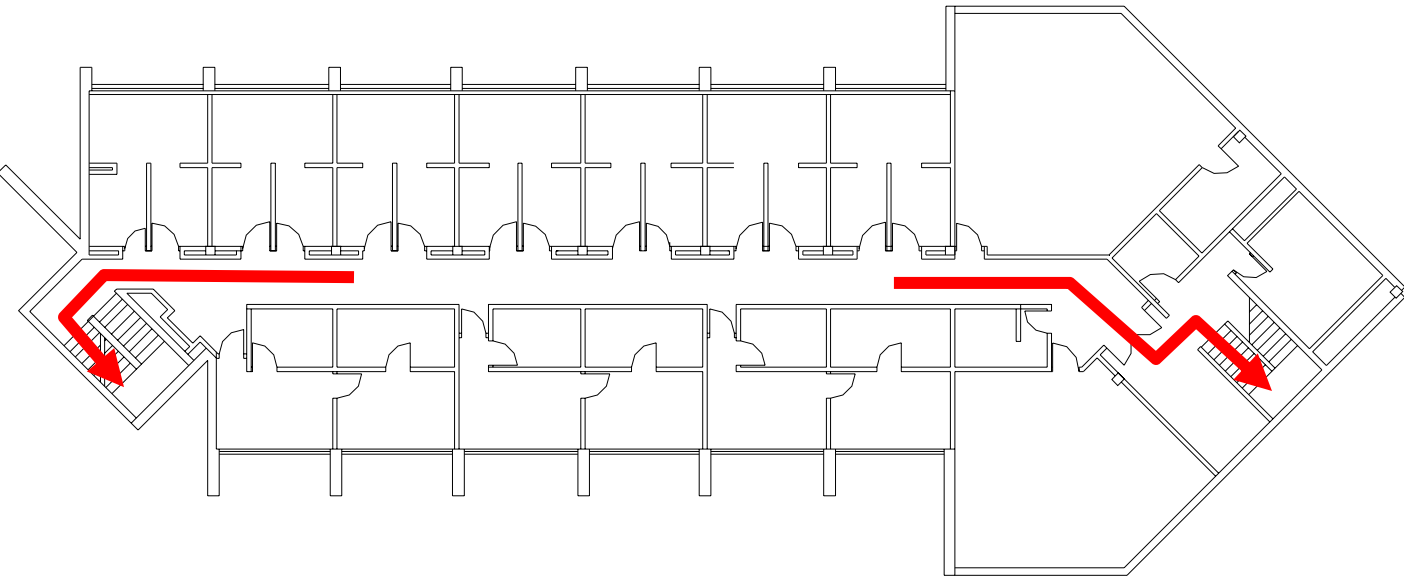
Medical

1. If illness or injury occurs in your area render whatever aid of which you are capable, moving the patient as little as possible.
2. Call the University Police **6878** and state the problem, whether an ambulance is needed, and be as specific as possible about the problem and the location.

Under all emergency circumstances

1. If someone is injured, missing, or known to be trapped inside the building, call the University Police at 6878. If there is no answer, or if the line is busy, call **9-911**. It may be necessary to send a runner to the University Police Department.
2. Provide assistance to those who have mobility impairments.
3. Check for injuries, but do not attempt to move any serious injured people unless there is a greater danger by not doing so.
4. Use telephones to report emergencies (i.e. gas leaks, fire, or injuries).
5. Only Facilities Services or other trained individuals should attempt to turn utilities on or off.
6. Never touch downed utility poles or lines. Do not approach damaged building equipment.
7. Avoid open flames due to potential gas leaks.
8. Do not drive a vehicle unless it is necessary. Streets should be kept clear for emergency vehicles.

Emergency Procedures



Carver Annex Hall 1st Floor

Location of Evacuation Rally Point is the Mall

Tornado Area is on the First Floor Hallway

Evacuation Route 
Tornado Safe Area 



Inspiring Innovation.
Growing Leaders.
Advancing Kentucky.

Contact Numbers:	
Police Department	597- 6878
Facility Services	597 -6805
Safety Compliance Officer	597-6646

Fire

1. If a fire, explosion, or smoke is discovered in a building, activate the fire alarm and evacuate the building immediately.
2. Do not attempt to extinguish the fire unless you feel very comfortable with a fire extinguisher.
3. After evacuating the building, gather at the preplanned rally points.

During an Earthquake

1. Seek protection from falling debris in doorways, under desks or tables, or in corners of rooms.
2. After an earthquake, collect only essential personal belongings (coat, shoes, etc.), leave the building quickly and gather at the designated rally point for your building. In this building that location is the Mall Area.
3. Be prepared for aftershocks. Aftershocks are usually smaller than the initial earthquake, but they may be strong enough to topple already damaged buildings.

Tornado Warning

1. Go to a pre-designated shelter area on the first floor hallway.
2. Stay inside, away from all doors, windows and outside walls.
3. Avoid large auditoriums and gymnasiums with large poorly supported roofs.

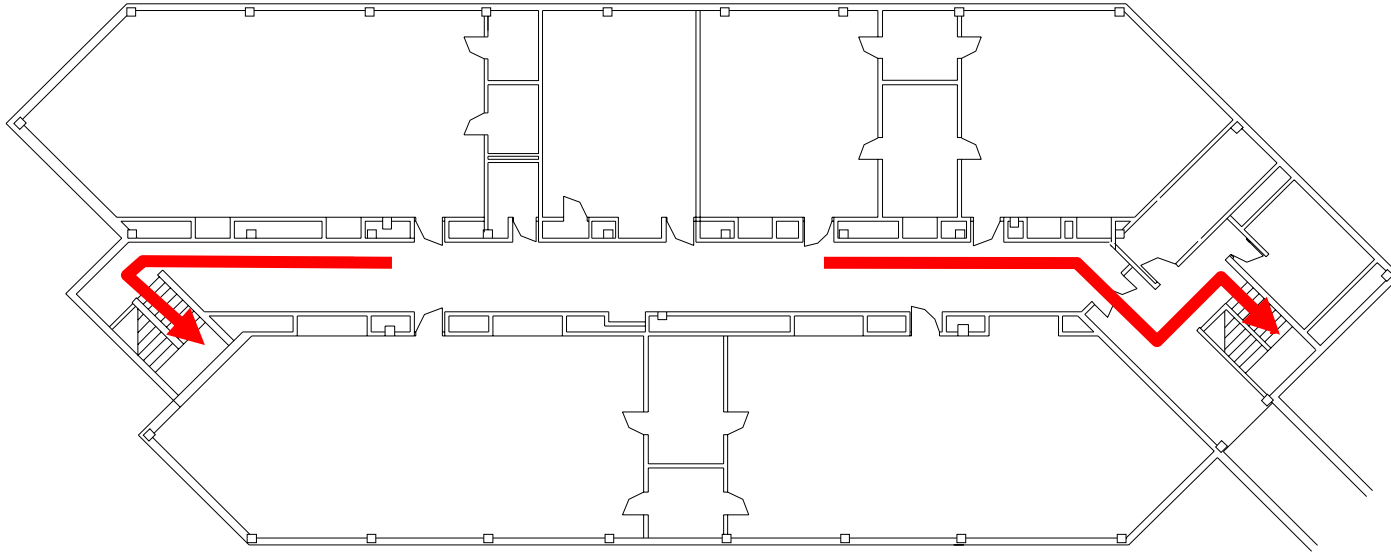
Medical

1. If illness or injury occurs in your area render whatever aid of which you are capable, moving the patient as little as possible.
2. Call the University Police **6878** and state the problem, whether an ambulance is needed, and be as specific as possible about the problem and the location.

Under all emergency circumstances

1. If someone is injured, missing, or known to be trapped inside the building, call the University Police at 6878. If there is no answer, or if the line is busy, call **9-911**. It may be necessary to send a runner to the University Police Department.
2. Provide assistance to those who have mobility impairments.
3. Check for injuries, but do not attempt to move any serious injured people unless there is a greater danger by not doing so.
4. Use telephones to report emergencies (i.e. gas leaks, fire, or injuries).
5. Only Facilities Services or other trained individuals should attempt to turn utilities on or off.
6. Never touch downed utility poles or lines. Do not approach damaged building equipment.
7. Avoid open flames due to potential gas leaks.
8. Do not drive a vehicle unless it is necessary. Streets should be kept clear for emergency vehicles.

Emergency Procedures



Carver Annex 2nd^t Floor

Location of Evacuation Rally Point is the Mall

Tornado Area is on the First Floor Hallway

Evacuation Route 
Tornado Safe Area 



Inspiring Innovation.
Growing Leaders.
Advancing Kentucky.

Contact Numbers:	
Police Department	597- 6878
Facility Services	597 -6805
Safety Compliance Officer	597-6646

Fire

1. If a fire, explosion, or smoke is discovered in a building, activate the fire alarm and evacuate the building immediately.
2. Do not attempt to extinguish the fire unless you feel very comfortable with a fire extinguisher.
3. After evacuating the building, gather at the preplanned rally points.

During an Earthquake

1. Seek protection from falling debris in doorways, under desks or tables, or in corners of rooms.
2. After an earthquake, collect only essential personal belongings (coat, shoes, etc.), leave the building quickly and gather at the designated rally point for your building. In this building that location is the Mall Area.
3. Be prepared for aftershocks. Aftershocks are usually smaller than the initial earthquake, but they may be strong enough to topple already damaged buildings.

Tornado Warning

1. Go to a pre-designated shelter area on the first floor hallway.
2. Stay inside, away from all doors, windows and outside walls.
3. Avoid large auditoriums and gymnasiums with large poorly supported roofs.

Medical

1. If illness or injury occurs in your area render whatever aid of which you are capable, moving the patient as little as possible.
2. Call the University Police **6878** and state the problem, whether an ambulance is needed, and be as specific as possible about the problem and the location.

Under all emergency circumstances

1. If someone is injured, missing, or known to be trapped inside the building, call the University Police at 6878. If there is no answer, or if the line is busy, call **9-911**. It may be necessary to send a runner to the University Police Department.
2. Provide assistance to those who have mobility impairments.
3. Check for injuries, but do not attempt to move any serious injured people unless there is a greater danger by not doing so.
4. Use telephones to report emergencies (i.e. gas leaks, fire, or injuries).
5. Only Facilities Services or other trained individuals should attempt to turn utilities on or off.
6. Never touch downed utility poles or lines. Do not approach damaged building equipment.
7. Avoid open flames due to potential gas leaks.
8. Do not drive a vehicle unless it is necessary. Streets should be kept clear for emergency vehicles.